

COLLEGE OUTCOMES SURVEY

Fall 2011

ROGERS STATE UNIVERSITY

Claremore, Oklahoma

Office of Accountability and Academics



College Outcomes Survey

Rogers State University is committed to improving its services to students and departments. To this end, RSU seeks information from its graduates regarding their college experience. The *ACT College Outcomes Survey*¹ was selected in 2010 to assess the importance of, progress toward, and university contribution to a variety of college outcomes. Additionally, student satisfaction with university programs and services was assessed, evaluating student perceptions in the following areas:

- Importance to attain outcomes
- Progress made toward attaining outcomes
- Views of required courses outside of major
- Agreement with statements about this college
- Personal growth since entering college
- College contribution to growth

Methodology

Surveys were mailed to 554 students applying for graduation during 2010-2011. A letter from the Registrar's Office accompanied the survey to inform impending graduates of RSU graduation requirements and protocols. A total of 192 surveys was returned for a 35% response rate. Participation was voluntary with no compensation.

Survey respondents were representative of the larger RSU impending graduate population in terms of gender, ethnicity, and race. Seventy percent of respondents were female, compared to 67% of females in the impending graduate population. Two percent of respondents were of Hispanic ethnicity with 4% of impending graduates reporting Hispanic ethnicity. RSU's mainframe database contains race and ethnicity data for this population collected using pre-2010 IPEDS standard with ethnicity and race combined, and the multi-racial student population was primarily Caucasian and Native American. Caucasian respondents (72%) and Native American respondents (24%) represented 96% of all respondents. African American respondents (2%) also paralleled the graduate population.

Nearly half (48%) of respondents were under age 25 compared to 39% of graduates in this age range. Higher participation rates among younger respondents also resulted in the *College Outcomes Survey* normative results. A total of 41% of respondents was completing a Bachelor's degree and 45% were completing an Associate degree, with 14% ultimately not completing their degree during the period. Nearly one-quarter (23%) of impending graduates re-enrolled at RSU in the next academic year. In addition to the 14% continuing enrollment to complete degree requirements, student persistence was

¹ http://www.act.org/ess/survey_college_four.html

also due to Associate degree-seeking students who continued on in baccalaureate programs. These students were represented among the participants as well.

Graduate Demographics

| 2010-11 Impending Graduate Population Demographics | | |
|---|--------|---------|
| GENDER | Number | Percent |
| Female | 372 | 67.2% |
| Male | 182 | 32.9% |
| Total | 554 | 100% |
| RACE and ETHNICITY | Number | Percent |
| Non-Resident Alien | 7 | 1.3% |
| Hispanic | 20 | 3.6% |
| American Indian/Alaska Native | 71 | 12.8% |
| Asian/Hawaiian | 4 | 0.7% |
| Black/African American | 10 | 1.8% |
| White/Caucasian | 348 | 62.8% |
| Multi-racial | 94 | 17.0% |
| Total | 554 | 100% |
| AGE | Number | Percent |
| 19 or Under | 0 | 0 % |
| 20 | 5 | 0.9% |
| 21 | 26 | 4.7% |
| 22 | 42 | 7.6% |
| 23 | 72 | 13.0% |
| 24 | 73 | 13.2% |
| 25 TO 29 | 125 | 22.6% |
| 30 TO 39 | 113 | 20.4% |
| 40 TO 49 | 60 | 10.8% |
| 50 TO 59 | 35 | 6.3% |
| 60 or Over | 3 | 0.5% |
| Blank | 0 | 0% |
| Total | 554 | 100% |
| DEGREE AWARDED | Number | Percent |
| Baccalaureate | 229 | 41.3% |
| Associate in Arts or Science | 155 | 28.0% |
| Associate in Applied Science | 88 | 15.9% |
| Not Awarded This Period | 82 | 14.0% |
| Total | 554 | 100% |

Findings

Mean item scores were reported for RSU, and national norms were provided as a benchmark. All items were rated on a five-point Likert-type scale with “5” representing strongest positive affect and “1” representing strongest negative affect. Data are summarized in the accompanying report presenting the top five and bottom five items for RSU in each of the six scale dimensions. Further, satisfaction with individual aspects of the institution are highlighted using an item gap analysis.

Comparing student perceptions of *progress toward attaining outcomes* with national norms, RSU’s top five items exceeded the national norm and ranged from 4.05 to 4.14. These items include:

- #3. Learning to think and reason
- #2. Developing problem-solving skills
- #14. Acquiring knowledge and skills needed for a career
- #11. Listening to and understanding what others say
- #5. Thinking objectively about beliefs, attitudes, and values

No RSU item mean was at or below the mid-point of 3.0 (neutral opinion). The five items with the lowest means ranged from 3.16 to 3.48, and four of the five lowest item means were above the national norm, with item #19 (3.30) as the exception. These items are as follows:

- #23. Learning principles for conserving/improving the global environment
- #19. Learning principles for improving physical/mental health
- #26. Understanding/applying math concepts/statistical reasoning
- #16. Appreciating the fine arts/music/literature/humanities
- #25. Learning about the role of science/technology in society

In analyzing item gaps between RSU and national norms, the largest positive differences are as follows:

| Item # | Item | RSU Average | National Norms Average | Difference |
|--------|---|-------------|------------------------|------------|
| #19 | Personal security/safety on campus | 4.06 | 3.77 | .30 |
| #18 | Freedom from harassment on campus | 4.01 | 3.75 | .26 |
| #22 | College response to students with special needs | 4.05 | 3.79 | .26 |
| #21 | Rules governing student conduct | 3.92 | 3.67 | .25 |
| #36 | Library/Learning resources center services | 4.18 | 3.93 | .24 |

Alternatively, the largest negative differences between RSU and national norms are:

| Item # | Item | RSU Average | National Norms Average | Difference |
|--------|---|-------------|------------------------|------------|
| #4 | Concern for me as an individual | 3.82 | 3.95 | -.13 |
| #28 | Practical work experiences offered in areas related to my major | 3.47 | 3.58 | -.11 |
| #31 | New student orientation services | 3.67 | 3.78 | -.10 |
| #3 | Availability of faculty for office appointments | 3.93 | 4.03 | -.09 |
| #5 | Informal contact with faculty in non-academic settings | 3.79 | 3.87 | -.08 |

High agreement was also achieved for the following items, suggesting strong alignment with the University mission.

- #8. I am proud of my accomplishments at this college.
- #5. This college is equally supportive of women and men.
- #1. This college has helped me meet the goals I came here to achieve.
- #7. This college is equally supportive of all racial/ethnic groups.
- #5. I would recommend this college to others.

Results indicate that RSU students believe they have made progress toward attaining their college goals, have positive perceptions of the required courses outside of their majors, have experienced personal growth since entering RSU, are proud of their accomplishments at RSU, and would recommend the University to others. These results will be used to inform faculty, staff and administrators in strategic planning activities in academic and non-academic services.

Contact Information

Dr. Mary Millikin
Assistant Vice President
mmillikin@rsu.edu
(918) 343-7615

Michelle Canan
Research Analyst
mcanan@rsu.edu
(918) 343-7615

Suggested Citation

Office of Accountability and Academics, Rogers State University (2011). *ACT ESS College Outcomes Survey (COS)*. Iowa City, IA: Office of Accountability and Academics, Rogers State University.



The ACT Evaluation/Survey Service
For Educational Institutions and Agencies

ACT[™]

College Outcomes Survey (4-Year) Graphics Report
for
ROGERS STATE UNIVERSITY
Code: 3420

Prepared by ACT Survey Research Services
August 23, 2011

College Outcomes Survey (4-Year) Graphics Report

For

ROGERS STATE UNIVERSITY

Prepared by ACT Survey Research Services

08/23/11

This report contains pie charts and bar graphs for selected items for your college and for a national normative sample. For all Likert scale items (e.g., 5-point Satisfaction scale), data are displayed for your institution's top and bottom five items as well as the five items with the greatest and least differences for your institution in comparison with national normative data. Please note percentages may not add to 100 due to the effect of rounding.

The "National Norms" used in this report are based on 20,382 student records from 38 4-year postsecondary institutions that administered the ACT College Outcomes Survey between July 1, 2005 and June 30, 2010. Normative data of this type are often referred to as "user norms" because they simply represent a composite of the data obtained by a number of institutions that administered the instrument during a particular period of time. See the "Normative Data Report" for the College Outcomes Survey for more information concerning the nature of the national norms sample.

See the following contact information by related topic for further details or assistance.

Ordering Surveys

*ESS Customer Service
319/337-1893 (fax) 319/337-1467*

Survey Scanning and Reporting

*ESS Production Services
319/337-1186 (fax) 319/337-1578*

Discussing research related issues (e.g., sampling, subgroup selection, item construction, etc.), survey administration, specialized services and materials

*Survey Research Services
319/337-1098 (fax) 319/341-2650*

Using report results for accreditation, outcomes assessment, and effectiveness measures

*Educational Services
800/294-7027
outcomes@act.org*

<http://www.act.org/ess/>

*ACT
500 ACT Drive
P.O. Box 168
Iowa City, IA 52243-0168*

Table of Contents

| | |
|--|-----------|
| <i>Section I, Item C: Age</i> | <i>1</i> |
| <i>Section I, Item F: Sex</i> | <i>2</i> |
| <i>Section I, Item G: Hispanic Ethnicity</i> | <i>3</i> |
| <i>Section I, Item H: Race</i> | <i>4</i> |
| <i>Section I, Item K: Enrollment Plans for Next Academic Year</i> | <i>5</i> |
| <i>Section I, Item L: Educational Degree Now Pursuing</i> | <i>6</i> |
| <i>Section II, College Outcomes, A: Importance to Attain Outcomes: Top & Bottom 5 Items</i> | <i>7</i> |
| <i>Section II, College Outcomes, A: Progress Made Toward Attaining Outcomes: Top/Btm 5 Items</i> ... | <i>8</i> |
| <i>Section II, College Outcomes, B: Views of Required Courses Outside of Major</i> | <i>9</i> |
| <i>Section II, College Outcomes, C: Agreement with Statements about this College</i> | <i>10</i> |
| <i>Section II, College Outcomes, D: Personal Growth: Top & Bottom 5 Items</i> | <i>11</i> |
| <i>Section II, College Outcomes, D: College Contribution: Top & Bottom 5 Items</i> | <i>12</i> |
| <i>Section III, Satisfaction with Aspects of this College: Top & Bottom 5 Items</i> | <i>13</i> |
| <i>Section III, Satisfaction with Aspects of this College: Largest Positive/Negative Differences</i> | <i>14</i> |

ROGERS STATE UNIVERSITY

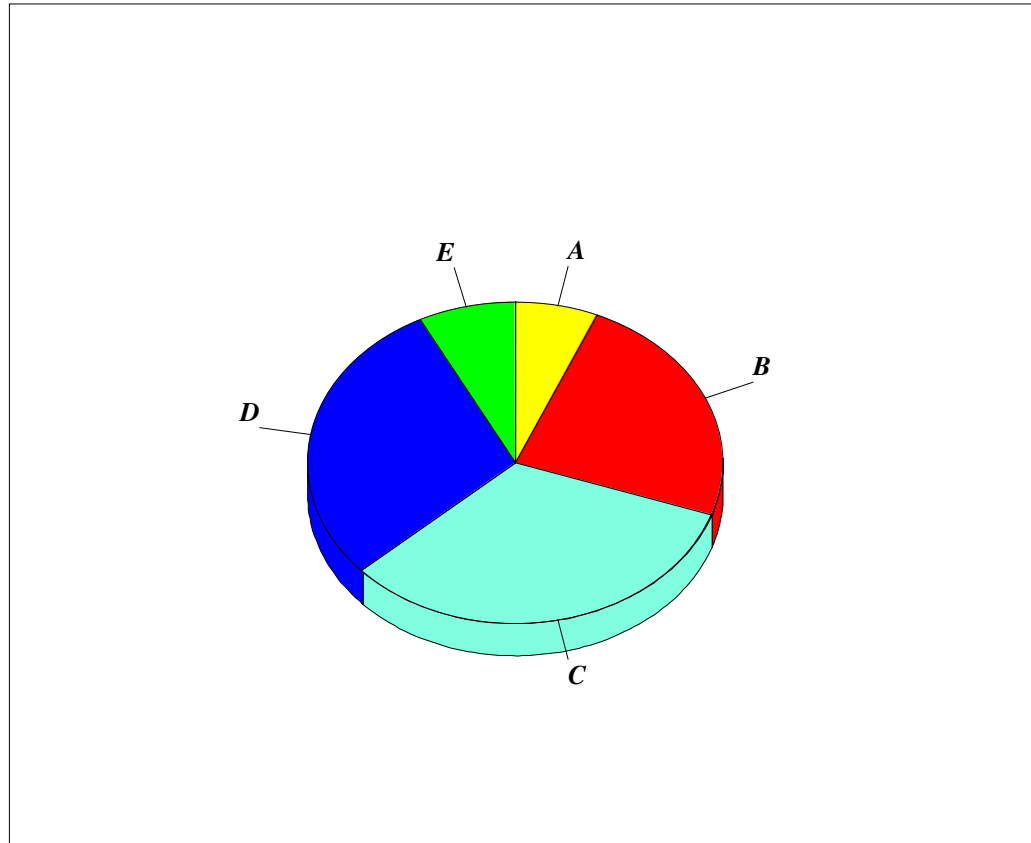


Figure 1. Section I - Background Information, Item C: Age

| Age | Your Institution % | National Norms % |
|-------------|--------------------|------------------|
| 19 or Under | 1.6 | 6.4 |
| 20 | 4.9 | 5.0 |
| 21 | 6.5 | 15.3 |
| 22 | 17.3 | 21.4 |
| 23 | 11.9 | 12.0 |
| 24 | 5.4 | 6.7 |
| 25 to 29 | 15.7 | 13.9 |
| 30 to 39 | 20.5 | 10.5 |
| 40 to 49 | 8.6 | 5.8 |
| 50 to 59 | 7.0 | 2.1 |
| 60 or Over | .5 | .7 |
| A. <=20 | 6.5 | 11.4 |
| B. 21-22 | 23.8 | 36.7 |
| C. 23-29 | 33.0 | 32.7 |
| D. 30-49 | 29.2 | 16.3 |
| E. >=50 | 7.6 | 2.8 |

ROGERS STATE UNIVERSITY

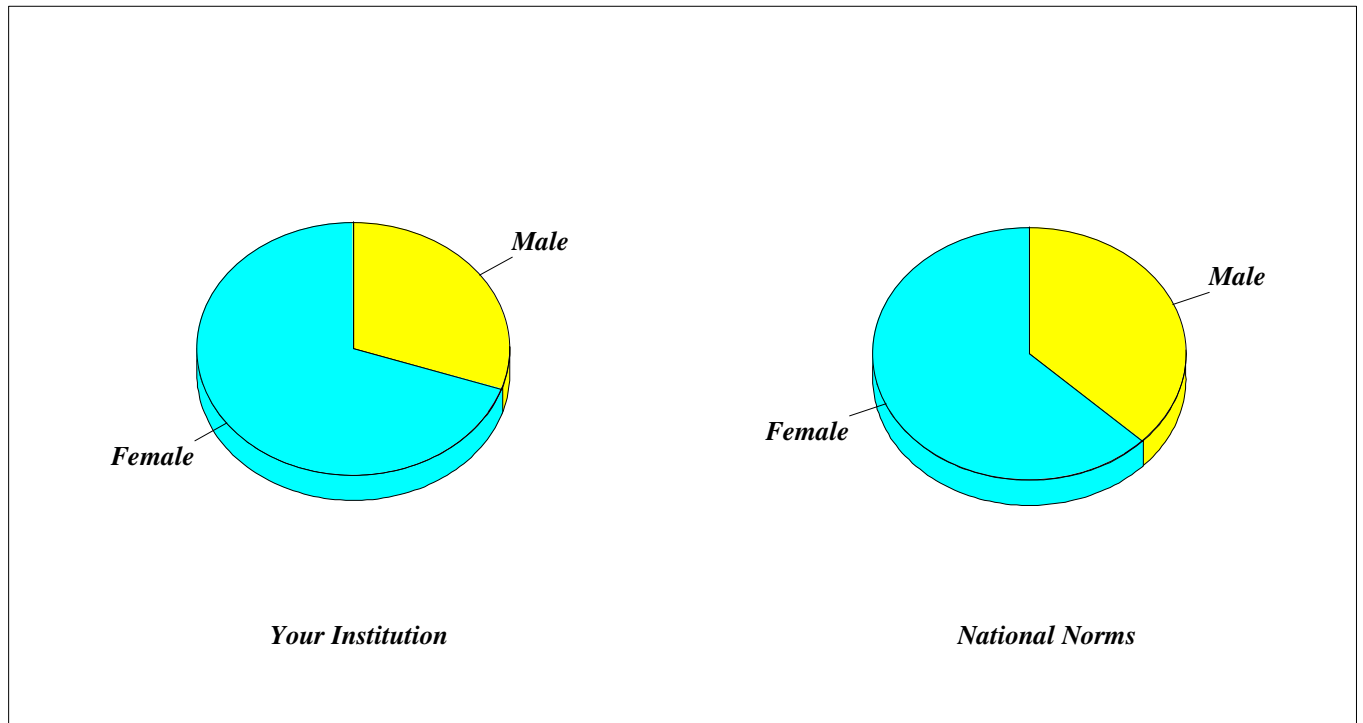


Figure 2. Section I - Background Information, Item F: Sex

| <i>Sex</i> | <i>Your Institution %</i> | <i>National Norms %</i> |
|---------------|---------------------------|-------------------------|
| <i>Male</i> | <i>30.2</i> | <i>37.2</i> |
| <i>Female</i> | <i>69.8</i> | <i>62.8</i> |

ROGERS STATE UNIVERSITY

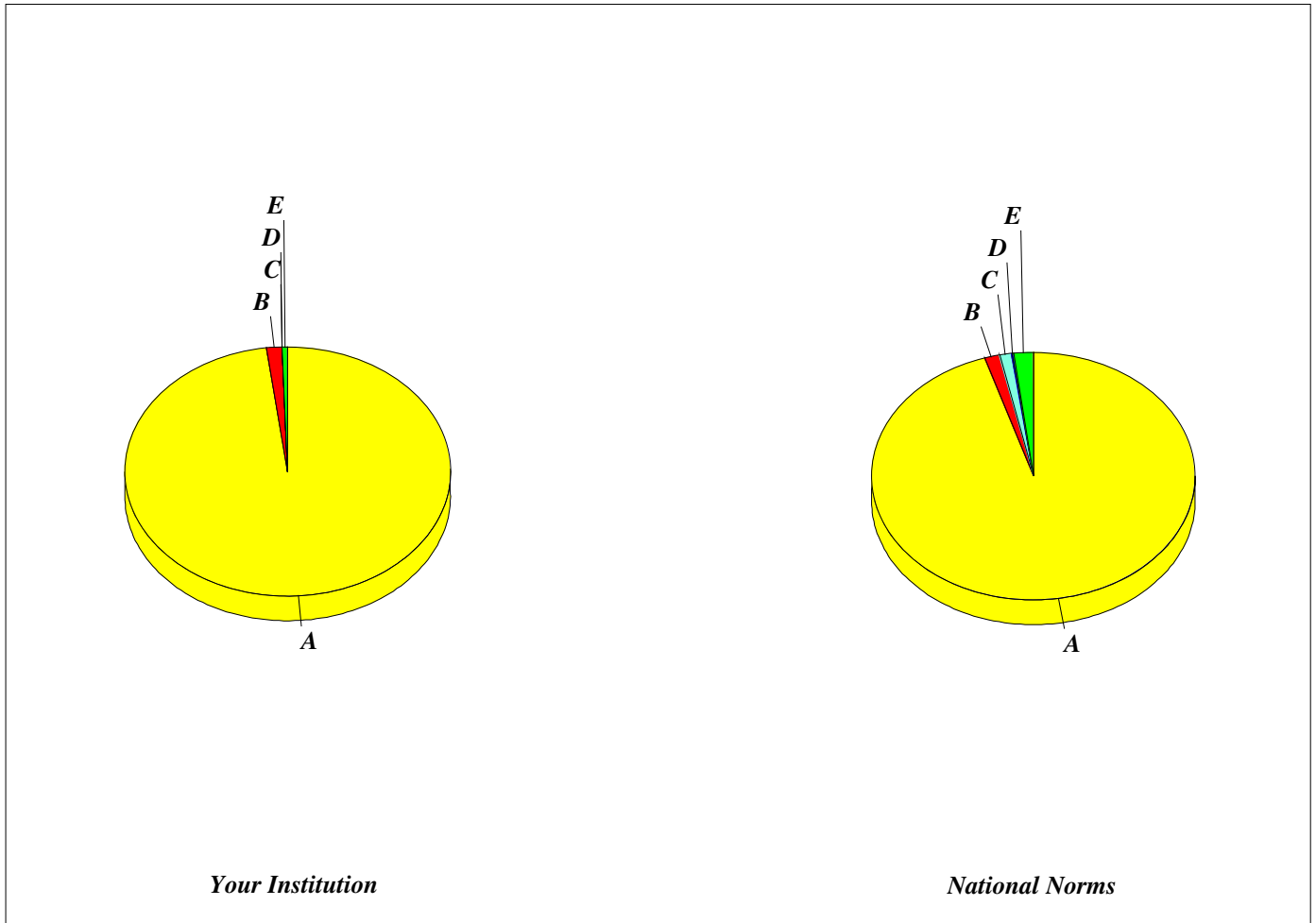


Figure 3. Section I - Background Information, Item G: Hispanic Ethnicity

| Hispanic Ethnicity | Your Institution % | National Norms % |
|-------------------------------------|--------------------|------------------|
| A. No, am not of Hispanic ethnicity | 97.9 | 95.1 |
| B. Mexican American / Chicano | 1.6 | 1.5 |
| C. Puerto Rican | .0 | 1.2 |
| D. Cuban | .0 | .2 |
| E. Other Hispanic | .5 | 2.0 |

ROGERS STATE UNIVERSITY

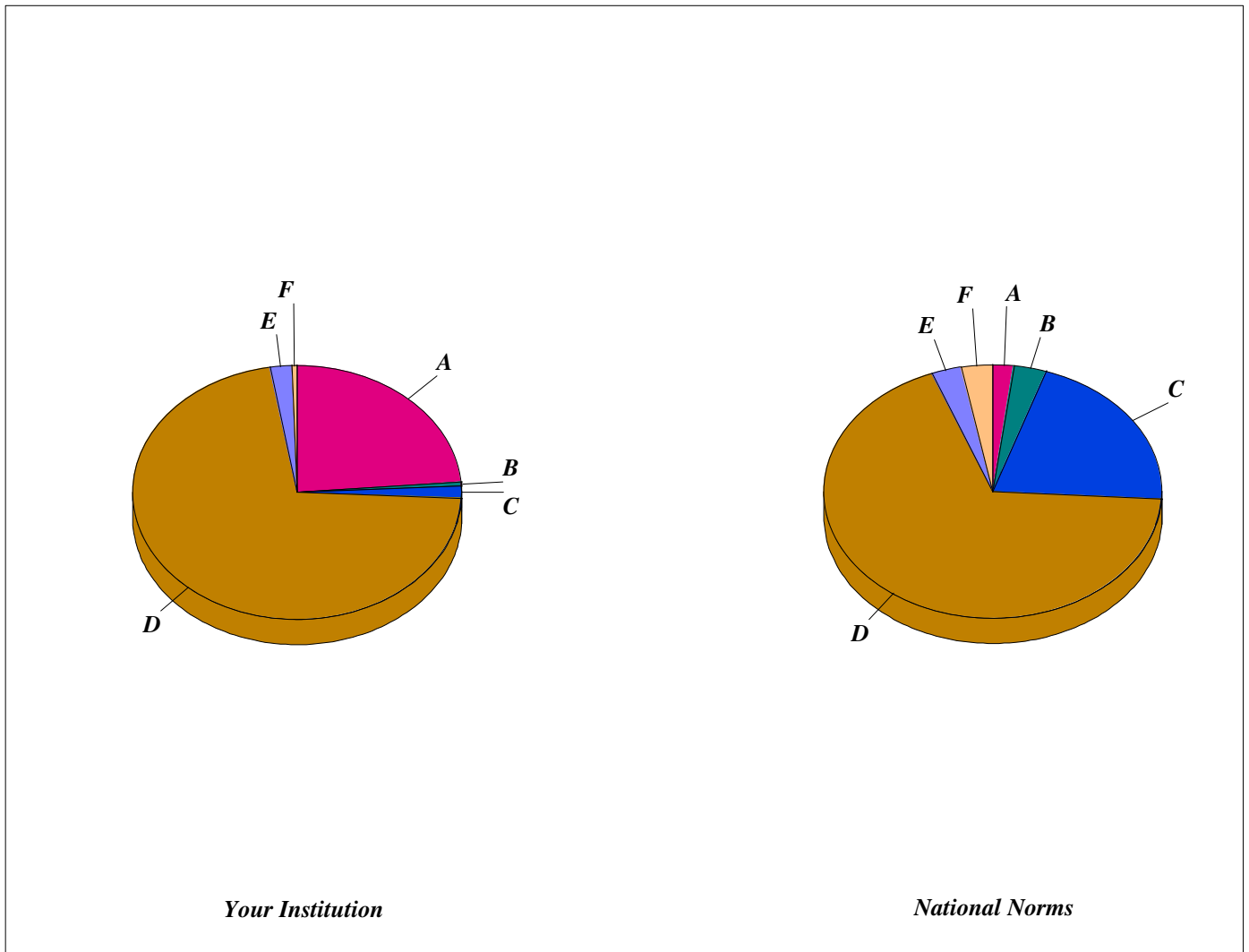


Figure 4. Section I - Background Information, Item H: Race

| Race | Your Institution % | National Norms % |
|-------------------------------------|--------------------|------------------|
| A. American Indian / Alaskan Native | 23.7 | 2.0 |
| B. Asian | .5 | 3.1 |
| C. Black | 1.6 | 20.8 |
| D. White | 71.6 | 68.2 |
| E. Multiracial | 2.1 | 2.9 |
| F. Other | .5 | 3.0 |

ROGERS STATE UNIVERSITY

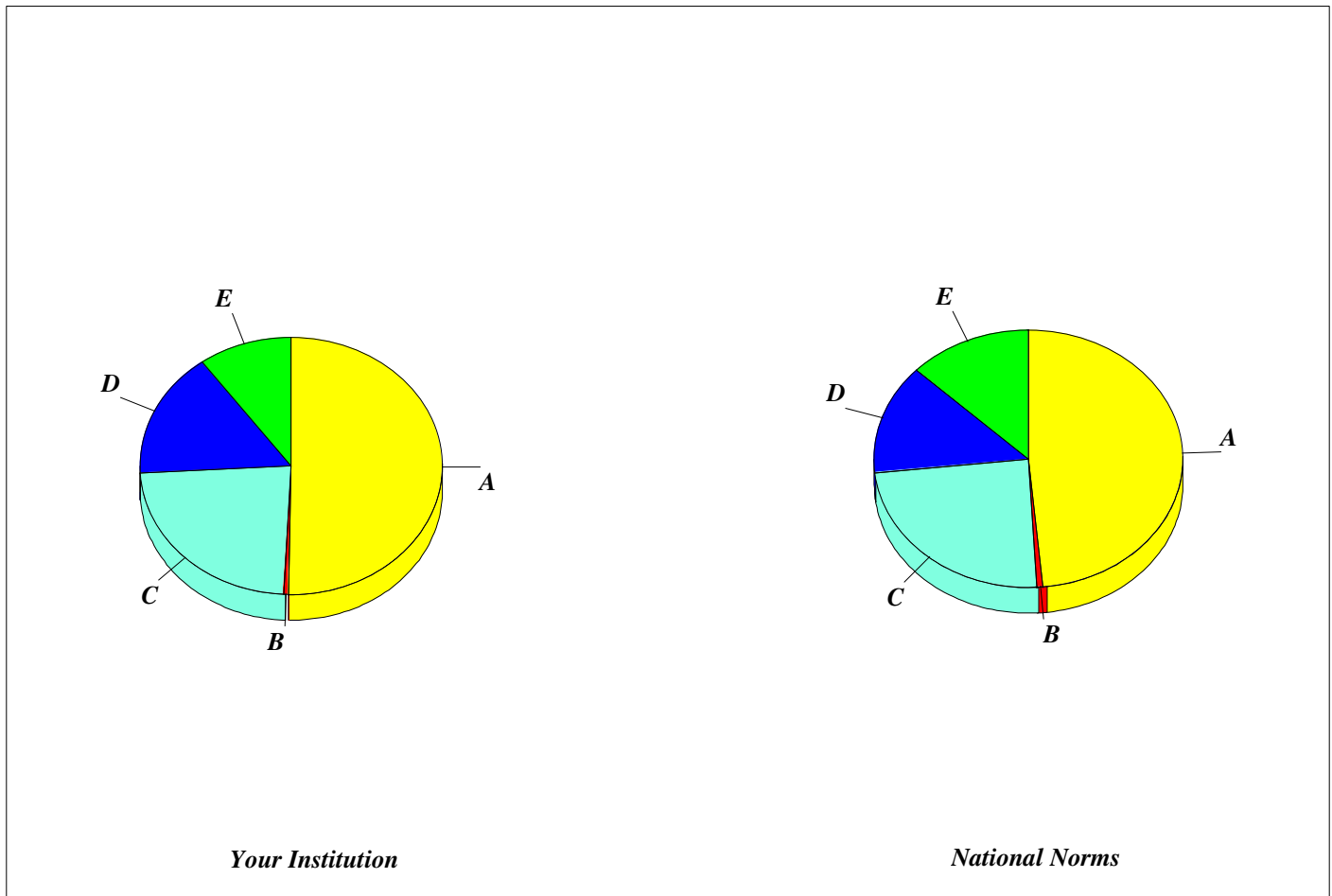


Figure 5. Section I - Background Information, Item K: Enrollment Plans for Next Academic Year

| <i>Enrollment Plans</i> | <i>Your Institution %</i> | <i>National Norms %</i> |
|---|---------------------------|-------------------------|
| <i>A. Plan NOT to Attend College (Graduating)</i> | <i>50.3</i> | <i>48.5</i> |
| <i>B. Plan NOT to Attend (Stopping Out)</i> | <i>.5</i> | <i>.6</i> |
| <i>C. Plan to Re-enroll in this College</i> | <i>23.3</i> | <i>24.1</i> |
| <i>D. Plan to Attend Another College</i> | <i>15.9</i> | <i>13.9</i> |
| <i>E. Undecided</i> | <i>10.1</i> | <i>12.9</i> |

ROGERS STATE UNIVERSITY

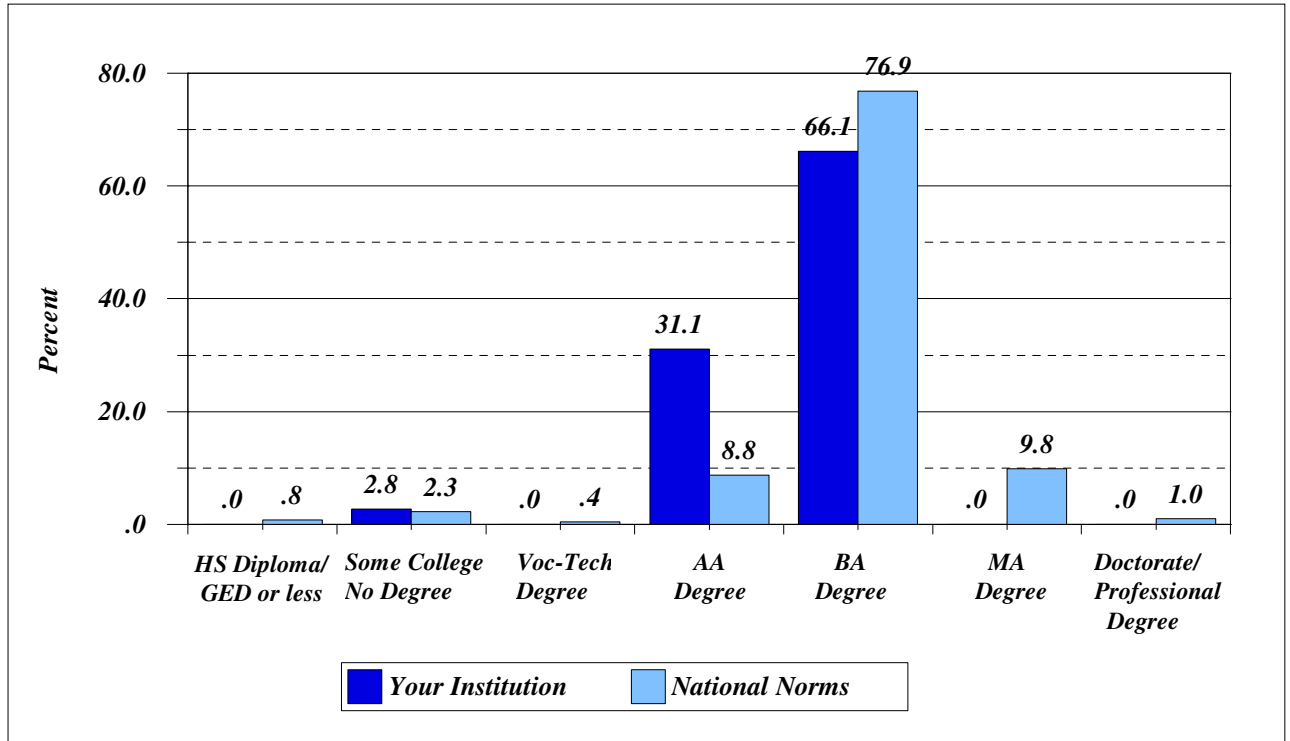


Figure 6. Section I - Background Information, Item L: Educational Degree Now Pursuing

| <i>Educational Degree Now Pursuing</i> | <i>Your Institution %</i> | <i>National Norms %</i> |
|---|---------------------------|-------------------------|
| <i>Some High School or Less</i> | .0 | .2 |
| <i>High School Diploma or GED Certificate</i> | .0 | .5 |
| <i>Some College, No Degree/Certificate</i> | 2.8 | 2.3 |
| <i>Vocational/Technical Degree/Certificate</i> | .0 | .4 |
| <i>Associate Degree</i> | 31.1 | 8.8 |
| <i>Bachelor's Degree</i> | 66.1 | 76.9 |
| <i>Master's Degree (MS, MA, MBA)</i> | .0 | 9.8 |
| <i>Doctorate/Professional Degree (PhD, MD, EdD, JD)</i> | .0 | 1.0 |
| <i>High School Diploma/GED or Less</i> | .0 | .8 |
| <i>Some College, No Degree</i> | 2.8 | 2.3 |
| <i>Vocational/Technical Degree/Certificate</i> | .0 | .4 |
| <i>Associate Degree</i> | 31.1 | 8.8 |
| <i>Bachelor's Degree</i> | 66.1 | 76.9 |
| <i>Master's Degree (MS, MS, MBA)</i> | .0 | 9.8 |
| <i>Doctorate/Professional Degree (PhD, MD, EdD, JD)</i> | .0 | 1.0 |

ROGERS STATE UNIVERSITY

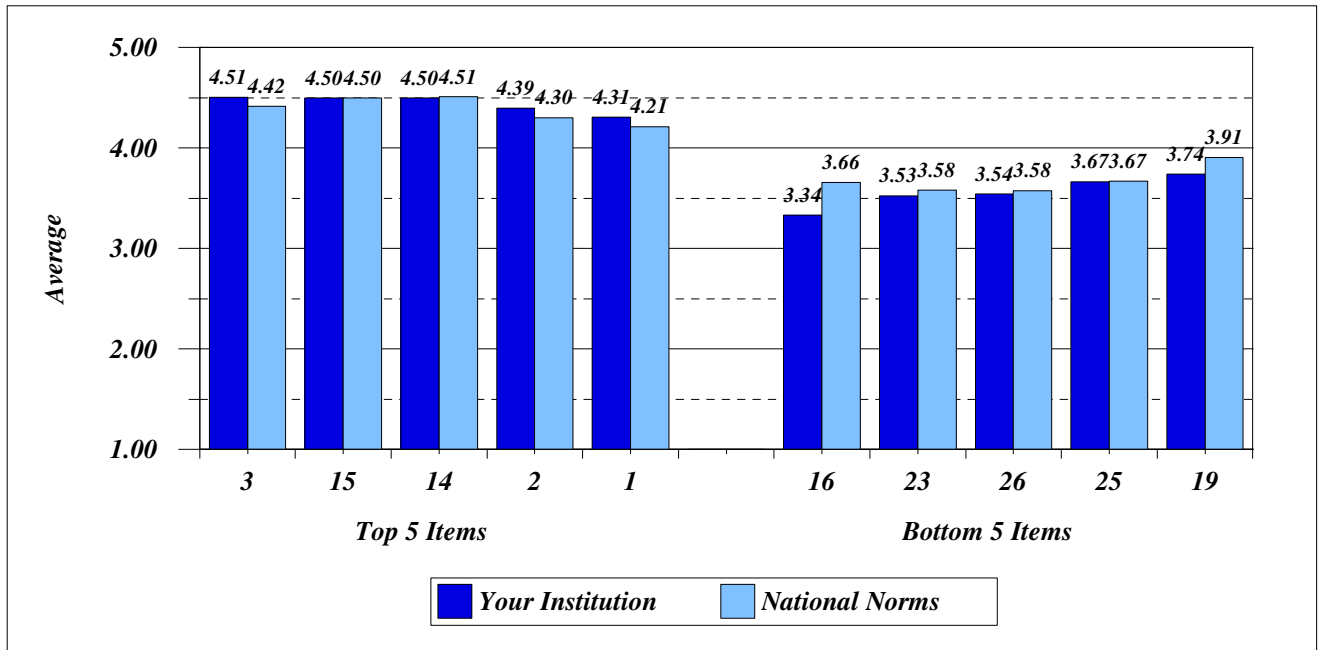


Figure 7. Section II - College Outcomes, A: Importance to Attain Outcomes

| Item # | Your Institution Avg | National Norms Avg |
|--|----------------------|--------------------|
| Top 5 for Your Institution | | |
| 3 Learning to think and reason | 4.51 | 4.42 |
| 15 Becoming competent in my major | 4.50 | 4.50 |
| 14 Acquiring knowledge and skills needed for a career | 4.50 | 4.51 |
| 2 Developing problem-solving skills | 4.39 | 4.30 |
| 1 Drawing conclusions after weighing evidence/facts/ideas | 4.31 | 4.21 |
| Bottom 5 for Your Institution | | |
| 16 Appreciating the fine arts/music/literature/humanities | 3.34 | 3.66 |
| 23 Learning principles for conserving/improving the global environment | 3.53 | 3.58 |
| 26 Understanding/applying math concepts/statistical reasoning | 3.54 | 3.58 |
| 25 Learning about the role of science/technology in society | 3.67 | 3.67 |
| 19 Learning principles for improving physical/mental health | 3.74 | 3.91 |

(Importance Scale: 5=very great, 4=great, 3=moderate [average], 2=little, 1=none)

NOTE: Items with fewer than 10 respondents were not included in the analyses.

ROGERS STATE UNIVERSITY

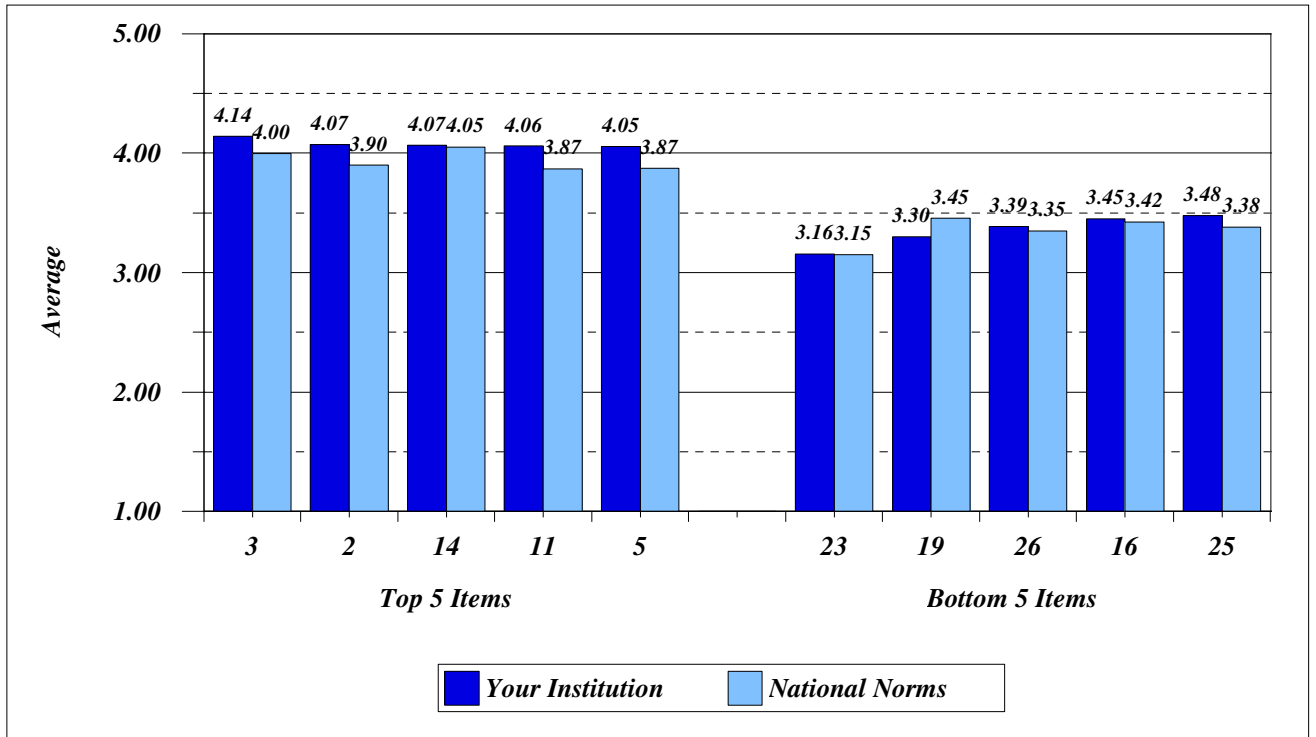


Figure 8. Section II - College Outcomes, A: Progress Made Toward Attaining Outcomes

| Item # | | Your Institution Avg | National Norms Avg |
|--------------------------------------|---|----------------------|--------------------|
| Top 5 for Your Institution | | | |
| 3 | Learning to think and reason | 4.14 | 4.00 |
| 2 | Developing problem-solving skills | 4.07 | 3.90 |
| 14 | Acquiring knowledge and skills needed for a career | 4.07 | 4.05 |
| 11 | Listening to and understanding what others say | 4.06 | 3.87 |
| 5 | Thinking objectively about beliefs, attitudes, and values | 4.05 | 3.87 |
| Bottom 5 for Your Institution | | | |
| 23 | Learning principles for conserving/improving the global environment | 3.16 | 3.15 |
| 19 | Learning principles for improving physical/mental health | 3.30 | 3.45 |
| 26 | Understanding/applying math concepts/statistical reasoning | 3.39 | 3.35 |
| 16 | Appreciating the fine arts/music/literature/humanities | 3.45 | 3.42 |
| 25 | Learning about the role of science/technology in society | 3.48 | 3.38 |

(Progress Scale: 5=very much, 4=much, 3=moderate [average], 2=little, 1=none)
NOTE: Items with fewer than 10 respondents were not included in the analyses.

ROGERS STATE UNIVERSITY

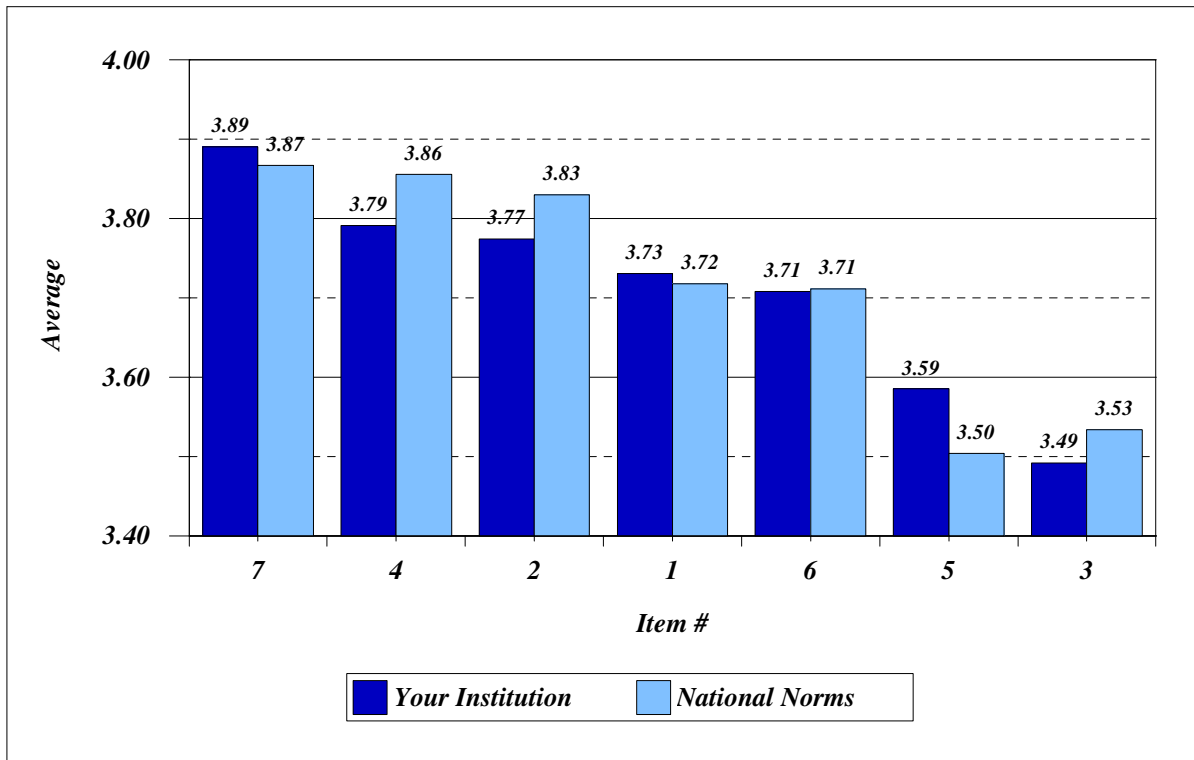


Figure 9. Section II - College Outcomes, B: Views of Required Courses Outside of Major

| Item # | Required Courses outside my area of specialization helped me ... | Your Institution Avg | National Norms Avg |
|--------|--|----------------------|--------------------|
| 7 | ...become a more independent and self-directed learner. | 3.89 | 3.87 |
| 4 | ...broaden my awareness of diversity among people/their values/cultures. | 3.79 | 3.86 |
| 2 | ...develop as a 'whole person.' | 3.77 | 3.83 |
| 1 | ...think about my major in the context of a larger world view. | 3.73 | 3.72 |
| 6 | ...build a framework to organize my learning within/across areas of study. | 3.71 | 3.71 |
| 5 | ...increase my knowledge of the earth and its physical/biological resources. | 3.59 | 3.50 |
| 3 | ...appreciate great works of literature/philosophy/art. | 3.49 | 3.53 |

(Agreement Scale: 5=strongly agree, 4=agree, 3=neutral, 2=disagree, 1=strongly disagree)

ROGERS STATE UNIVERSITY

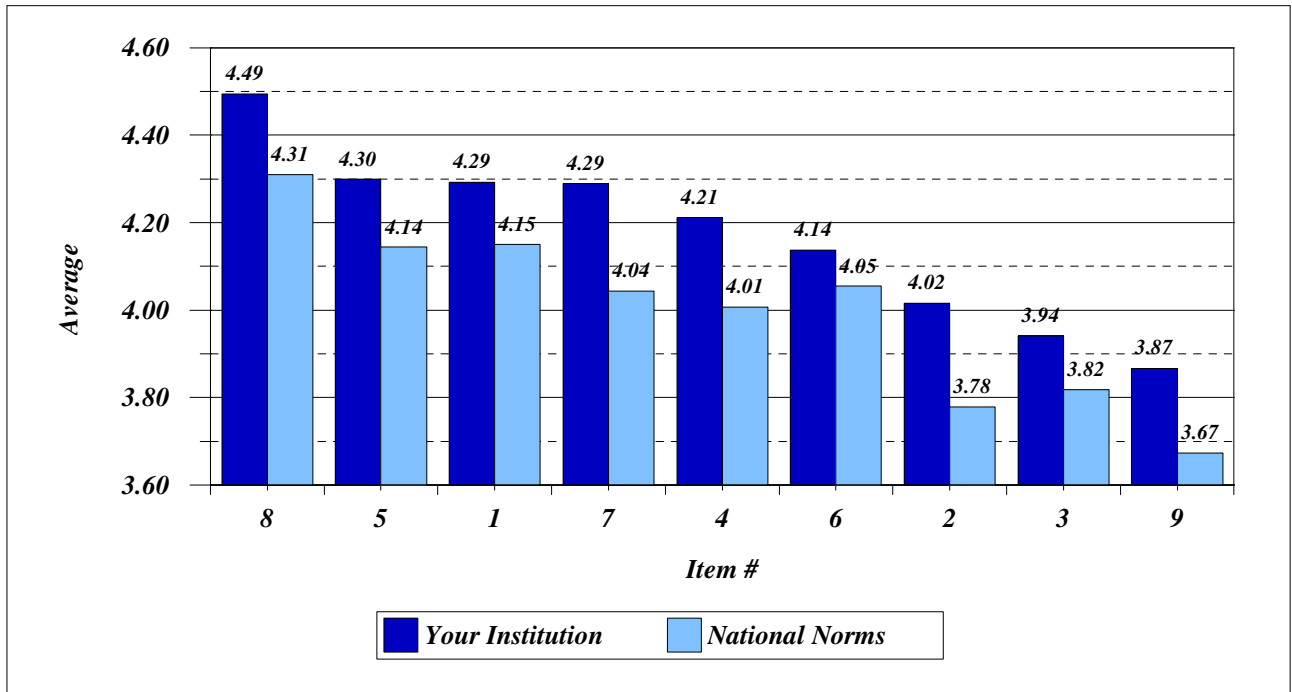


Figure 10. Section II - College Outcomes, C: Agreement with Statements about this College

| Item # | | Your Institution Avg | National Norms Avg |
|--------|---|----------------------|--------------------|
| 8 | <i>I am proud of my accomplishments at this college.</i> | 4.49 | 4.31 |
| 5 | <i>This college is equally supportive of women and men.</i> | 4.30 | 4.14 |
| 1 | <i>This college has helped me meet the goals I came here to achieve.</i> | 4.29 | 4.15 |
| 7 | <i>This college is equally supportive of all racial/ethnic groups.</i> | 4.29 | 4.04 |
| 4 | <i>I would recommend this college to others.</i> | 4.21 | 4.01 |
| 6 | <i>My experiences here have helped motivate me to make something of my life.</i> | 4.14 | 4.05 |
| 2 | <i>If choosing a college again, I would choose this one.</i> | 4.02 | 3.78 |
| 3 | <i>My experiences here have equipped me to deal with possible career changes.</i> | 3.94 | 3.82 |
| 9 | <i>This college welcomes/uses feedback from students to improve the college.</i> | 3.87 | 3.67 |

(Agreement Scale: 5=strongly agree, 4=agree, 3=neutral, 2=disagree, 1=strongly disagree)

ROGERS STATE UNIVERSITY

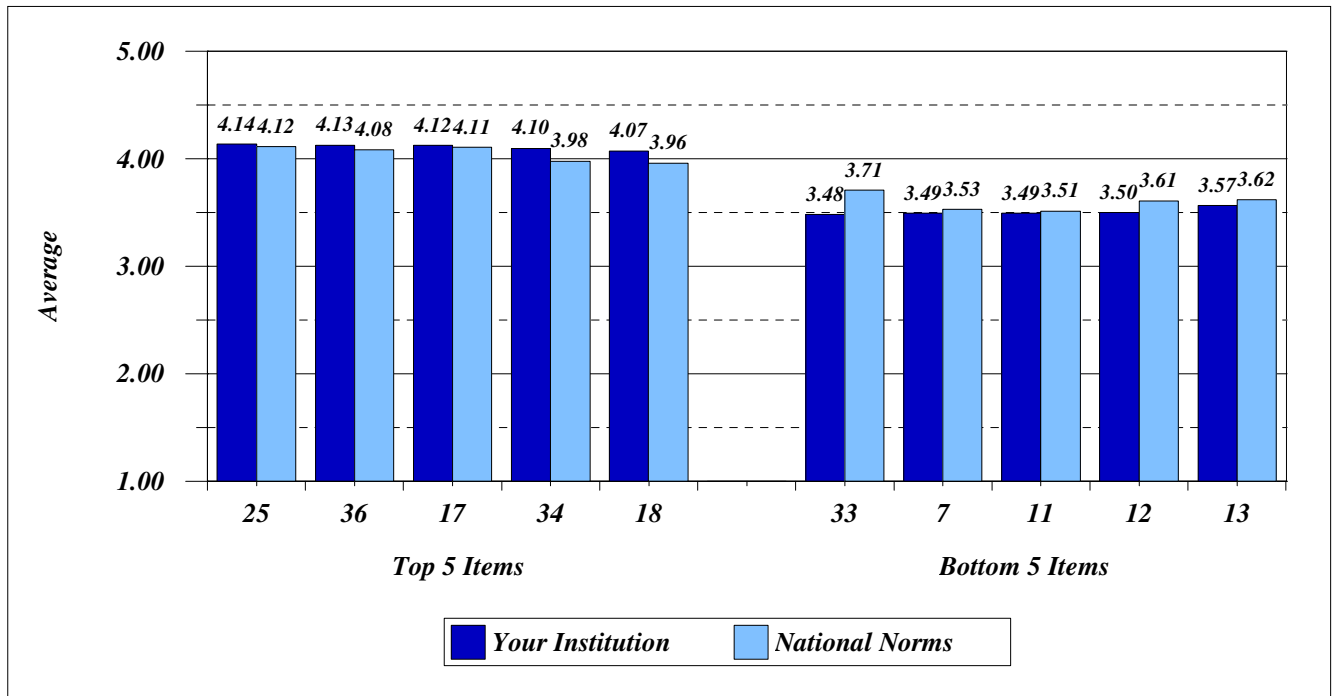


Figure 11. Section II - College Outcomes, D: Personal Growth Since Entering This College

| Item # | | Your Institution Avg | National Norms Avg |
|--------------------------------------|--|----------------------|--------------------|
| Top 5 for Your Institution | | | |
| 25 | Becoming academically competent | 4.14 | 4.12 |
| 36 | Acquiring a well-rounded General Education | 4.13 | 4.08 |
| 17 | Taking responsibility for my own behavior | 4.12 | 4.11 |
| 34 | Improving my ability to stay with projects until they are finished | 4.10 | 3.98 |
| 18 | Learning how to become a more responsible family member | 4.07 | 3.96 |
| Bottom 5 for Your Institution | | | |
| 33 | Developing my religious values | 3.48 | 3.71 |
| 7 | Actively participating in volunteer work to support worthwhile causes | 3.49 | 3.53 |
| 11 | Preparing myself to participate effectively in the electoral process | 3.49 | 3.51 |
| 12 | Becoming more aware of local/national political/social issues | 3.50 | 3.61 |
| 13 | Gaining insight into human nature through the study of literature/history/arts | 3.57 | 3.62 |

(Growth Scale: 5=very much, 4=much, 3=moderate [average], 2=little, 1=none)
NOTE: Items with fewer than 10 respondents were not included in the analyses.

ROGERS STATE UNIVERSITY

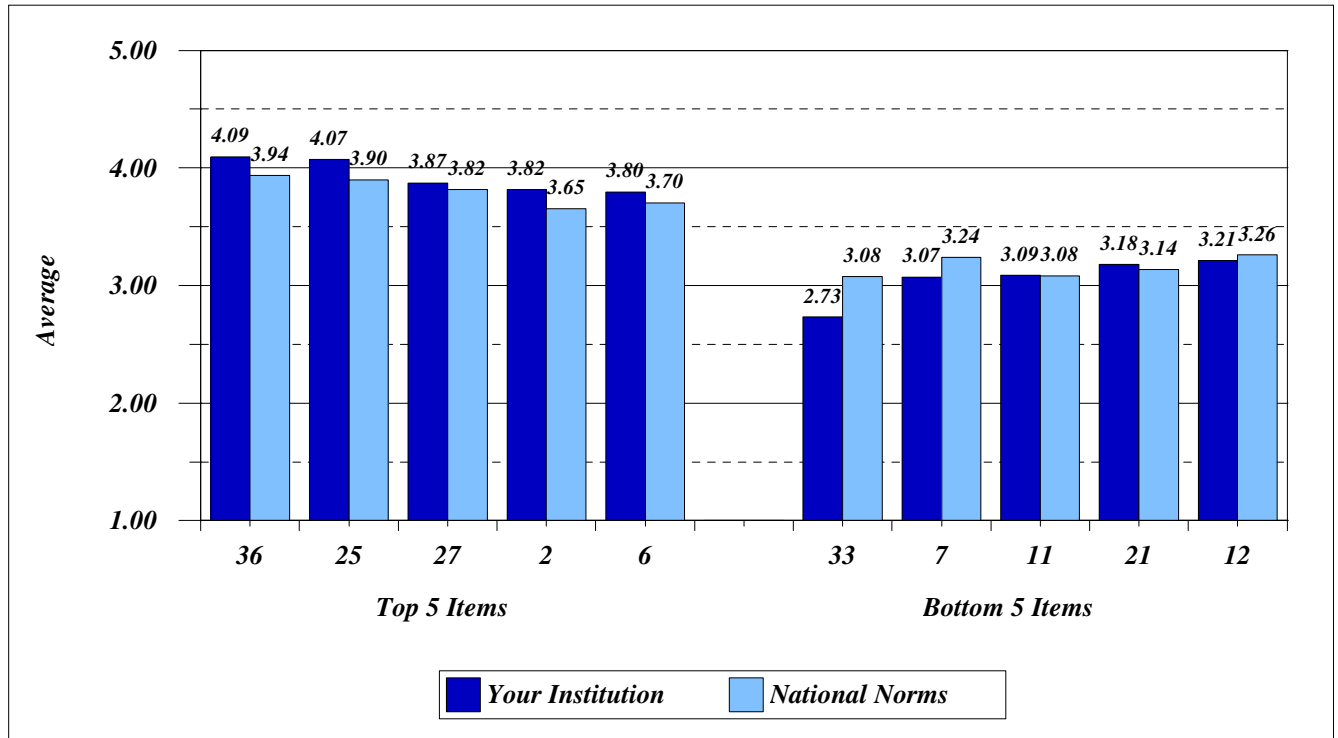


Figure 12. Section II - College Outcomes, D: College Contribution to Your Growth

| Item # | | Your Institution Avg | National Norms Avg |
|--------------------------------------|---|----------------------|--------------------|
| Top 5 for Your Institution | | | |
| 36 | Acquiring a well-rounded General Education | 4.09 | 3.94 |
| 25 | Becoming academically competent | 4.07 | 3.90 |
| 27 | Increasing my intellectual curiosity | 3.87 | 3.82 |
| 2 | Becoming more willing to consider opposing points of view | 3.82 | 3.65 |
| 6 | Developing leadership skills | 3.80 | 3.70 |
| Bottom 5 for Your Institution | | | |
| 33 | Developing my religious values | 2.73 | 3.08 |
| 7 | Actively participating in volunteer work to support worthwhile causes | 3.07 | 3.24 |
| 11 | Preparing myself to participate effectively in the electoral process | 3.09 | 3.08 |
| 21 | Learning how to manage finances | 3.18 | 3.14 |
| 12 | Becoming more aware of local/national political/social issues | 3.21 | 3.26 |

(Contribution Scale: 5=very great, 4=great, 3=moderate [average], 2=little, 1=none)
NOTE: Items with fewer than 10 respondents were not included in the analyses.

ROGERS STATE UNIVERSITY

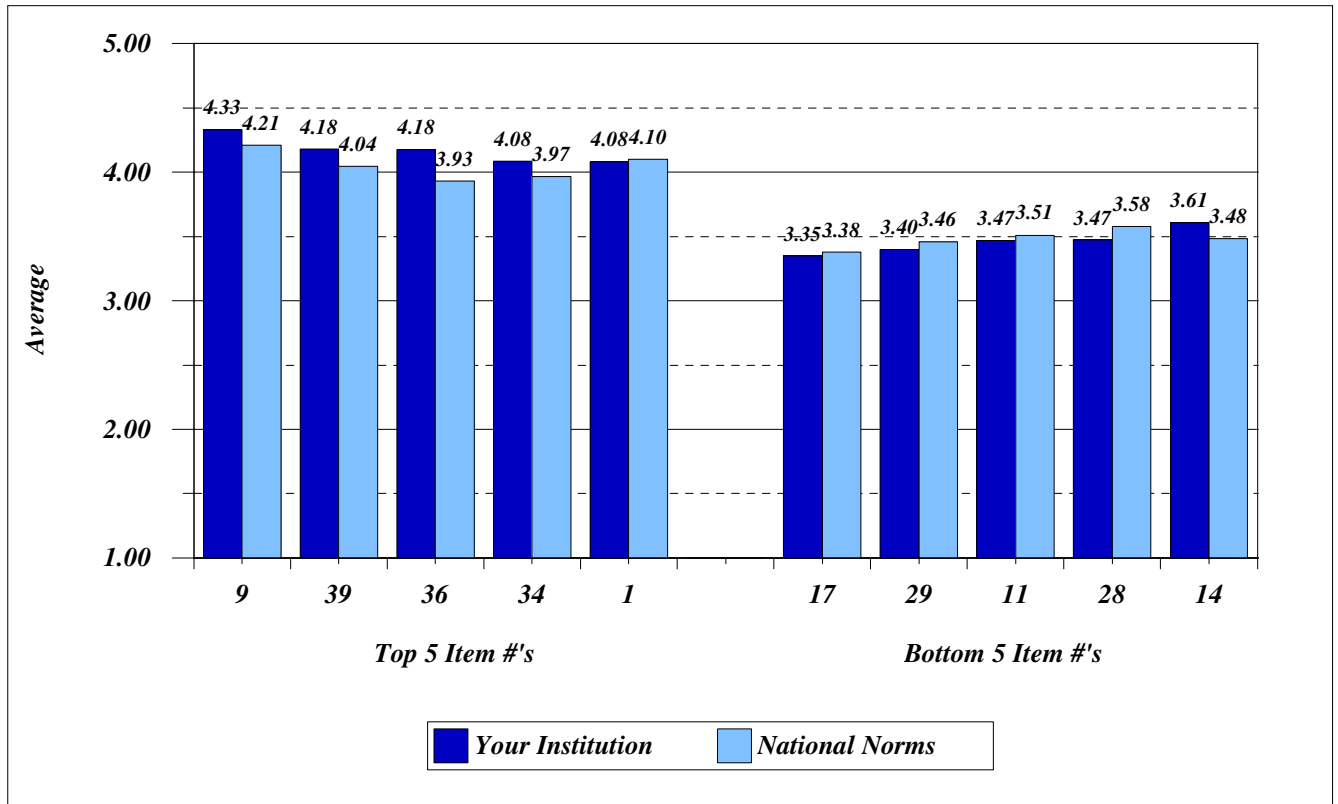


Figure 13. Section III - Satisfaction with Given Aspects of this College

| Item # | | Your Institution Avg | National Norms Avg |
|--------------------------------------|---|----------------------|--------------------|
| Top 5 for Your Institution | | | |
| 9 | Class size | 4.33 | 4.21 |
| 39 | This college in general | 4.18 | 4.04 |
| 36 | Library/learning resources center services | 4.18 | 3.93 |
| 34 | Student access to computer facilities and services | 4.08 | 3.97 |
| 1 | Faculty respect for students | 4.08 | 4.10 |
| Bottom 5 for Your Institution | | | |
| 17 | Campus AIDS education program | 3.35 | 3.38 |
| 29 | Job placement services | 3.40 | 3.46 |
| 11 | Services for victims of crime and harassment | 3.47 | 3.51 |
| 28 | Practical work experiences offered in areas related to my major | 3.47 | 3.58 |
| 14 | Veterans services | 3.61 | 3.48 |

(Satisfaction Scale: 5=very satisfied, 4=satisfied, 3=neutral, 2=dissatisfied, 1=very dissatisfied)

NOTE: Items with fewer than 10 respondents were not included in the analyses.

ROGERS STATE UNIVERSITY

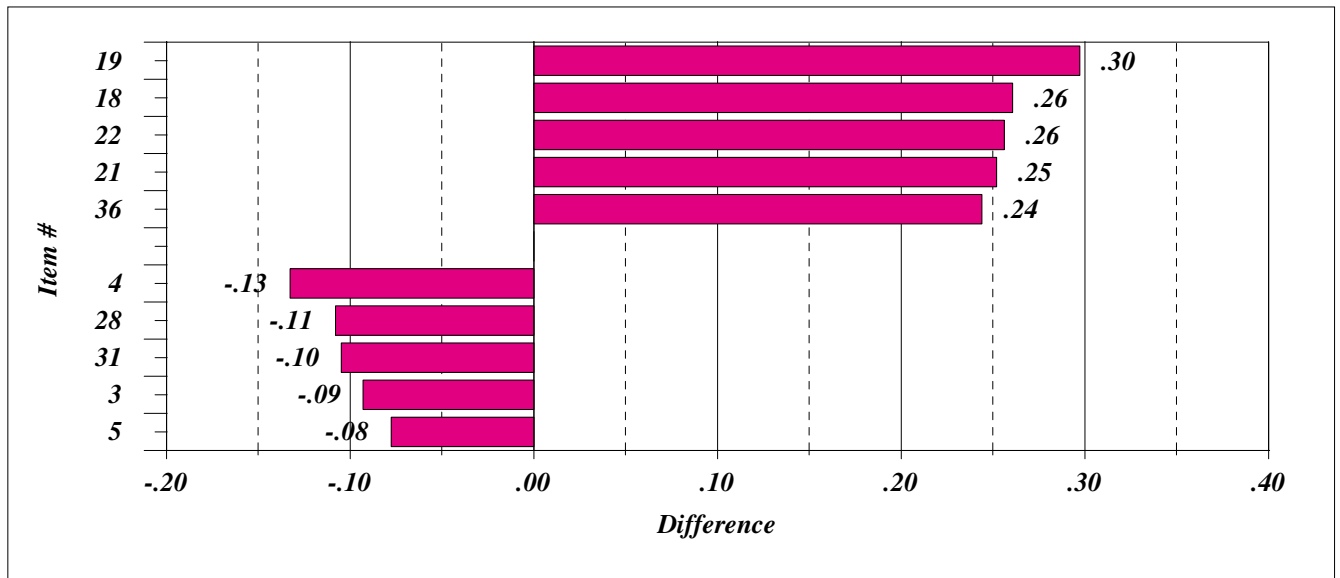


Figure 14. Section III - Satisfaction with Given Aspects of this College: Largest Positive & Largest Negative Differences between Your Institution's Averages and the National Averages

| Item # | | Your Institution Avg | National Norms Avg | Difference |
|--|---|----------------------|--------------------|------------|
| Largest Positive (or Smallest Negative) Differences | | | | |
| 19 | Personal security/safety on campus | 4.06 | 3.77 | .30 |
| 18 | Freedom from harassment on campus | 4.01 | 3.75 | .26 |
| 22 | College response to students with special needs | 4.05 | 3.79 | .26 |
| 21 | Rules governing student conduct | 3.92 | 3.67 | .25 |
| 36 | Library/learning resources center services | 4.18 | 3.93 | .24 |
| Largest Negative (or Smallest Positive) Differences | | | | |
| 4 | Concern for me as an individual | 3.82 | 3.95 | -.13 |
| 28 | Practical work experiences offered in areas related to my major | 3.47 | 3.58 | -.11 |
| 31 | New student orientation services | 3.67 | 3.78 | -.10 |
| 3 | Availability of faculty for office appointments | 3.93 | 4.03 | -.09 |
| 5 | Informal contact with faculty in non-academic settings | 3.79 | 3.87 | -.08 |

(Satisfaction Scale: 5=very satisfied, 4=satisfied, 3=neutral, 2=dissatisfied, 1=very dissatisfied)

NOTE: Items with fewer than 10 respondents were not included in the analyses.

GENERAL INFORMATION ABOUT THIS SUMMARY REPORT

IN ADDITION TO THE INTRODUCTORY PAGES, THIS REPORT COMPRISES UP TO 39 PAGES OF SUMMARY DATA THAT PROVIDE AN OVERVIEW OF YOUR INSTITUTION'S RESULTS FOR THE FIVE COS SECTIONS LISTED BELOW.

- SECTION I: BACKGROUND INFORMATION
- SECTION II: COLLEGE OUTCOMES
- SECTION III: SATISFACTION WITH ASPECTS OF THIS COLLEGE
- SECTION IV: EXPERIENCES AT THIS COLLEGE
- SECTION V: ADDITIONAL QUESTIONS

FOR INFORMATION/ASSISTANCE RELATED TO...

- 1) ORDERING
CONTACT: ESS CUSTOMER SERVICES
(319) 337-1893
- 2) SCANNING AND REPORTING
CONTACT: ESS PRODUCTION SERVICES
(319) 337-1186
- 3) RESEARCH-RELATED ISSUES (SUCH AS DATA ANALYSES, INTERPRETATION OF THE RESULTS, ETC.)
CONTACT: SURVEY RESEARCH SERVICES
(319) 337-1098
- 4) USE OF REPORT RESULTS FOR ACCREDITATION, OUTCOMES ASSESSMENT, AND EFFECTIVENESS MEASURES
CONTACT: EDUCATIONAL SERVICES
PHONE: (319) 337-1053
FAX: (319) 339-1790
EMAIL: OUTCOMES@ACT.ORG

ACT
500 ACT DRIVE
P.O. BOX 168
IOWA CITY, IOWA 52243-0168

BELOW ARE EXPLANATIONS AND INFORMATION THAT MAY HELP YOU INTERPRET THE FINDINGS PRESENTED IN THIS REPORT.

COLUMN HEADINGS

- N = NUMBER RESPONDING TO ITEM
- % W BL = PERCENT OF TOTAL SCANNED (INCLUDING BLANK RESPONSES)
- % W/O BL = PERCENT OF TOTAL SCANNED (EXCLUDING BLANK RESPONSES)
- % = PERCENT OF NUMBER (N) RESPONDING TO ITEM
- * = BLANKS (AND 'N/A', WHERE APPROPRIATE) EXCLUDED FROM CALCULATION OF AVERAGE
- SD = STANDARD DEVIATION

SCALES

- SECTION IIA IMPORTANCE SCALE (5-POINT)
5=VERY GREAT, 4=GREAT, 3=MODERATE, 2=LITTLE, 1=NONE
- SECTION IIA PROGRESS SCALE (5-POINT)
5=VERY MUCH, 4=MUCH, 3=MODERATE, 2=LITTLE, 1=NONE
- SECTIONS IIB, IIC AGREEMENT SCALE (5-POINT)
5=STRONGLY AGREE, 4=AGREE, 3=NEUTRAL, 2=DISAGREE, 1=STRONGLY DISAGREE
- SECTION IID PERSONAL GROWTH SCALE (5-POINT)
5=VERY MUCH, 4=MUCH, 3=MODERATE, 2=LITTLE, 1=NONE
- SECTION IID COLLEGE CONTRIBUTION SCALE (5-POINT)
5=VERY GREAT, 4=GREAT, 3=MODERATE, 2=LITTLE, 1=NONE
- SECTION III SATISFACTION SCALE (5-POINT)
5=VERY SATISFIED, 4=SATISFIED, 3=NEUTRAL, 2=DISSATISFIED, 1=VERY DISSATISFIED
- SECTION IVA CONTRIBUTION SCALE (5-POINT)
5=VERY GREAT, 4=GREAT, 3=MODERATE, 2=LITTLE, 1=NONE

TABLE OF CONTENTS

SECTION I: BACKGROUND INFORMATION 1

SECTION II: COLLEGE OUTCOMES

 ITEM A: IMPORTANCE OF AND PROGRESS TOWARD ATTAINING OUTCOMES AT THIS COLLEGE

 IMPORTANCE AVERAGES IN RANK ORDER 10

 FREQUENCIES AND PERCENTAGES FOR IMPORTANCE 11

 PROGRESS AVERAGES IN RANK ORDER 13

 FREQUENCIES AND PERCENTAGES FOR PROGRESS 14

 ITEM B: VIEWS OF REQUIRED COURSES OUTSIDE MAJOR

 AGREEMENT AVERAGES IN RANK ORDER 16

 FREQUENCIES AND PERCENTAGES FOR AGREEMENT. 17

 ITEM C: AGREEMENT WITH STATEMENTS ABOUT THIS COLLEGE

 AGREEMENT AVERAGES IN RANK ORDER 18

 FREQUENCIES AND PERCENTAGES FOR AGREEMENT. 19

 ITEM D: PERSONAL GROWTH AND COLLEGE CONTRIBUTION TOWARD ATTAINING OUTCOMES

 PERSONAL GROWTH AVERAGES IN RANK ORDER 20

 FREQUENCIES AND PERCENTAGES FOR PERSONAL GROWTH 22

 COLLEGE CONTRIBUTION AVERAGES IN RANK ORDER 25

 FREQUENCIES AND PERCENTAGES FOR COLLEGE CONTRIBUTION 27

SECTION III: SATISFACTION WITH ASPECTS OF THIS COLLEGE

 SATISFACTION AVERAGES IN RANK ORDER 30

 FREQUENCIES AND PERCENTAGES FOR SATISFACTION 32

SECTION IV: EXPERIENCES AT THIS COLLEGE

 PART A: CAMPUS CONTRIBUTION TO GROWTH AND PREPARATION

 GROWTH/PREPARATION AVERAGES IN RANK ORDER 35

 FREQUENCIES AND PERCENTAGES FOR GROWTH/PREPARATION 36

 PART B: CUMULATIVE COLLEGE GRADE POINT AVERAGE 37

SECTION V: ADDITIONAL QUESTIONS (1-15) 38

 ADDITIONAL QUESTIONS (16-30) 39

ACT COLLEGE OUTCOMES SURVEY (COS) SUMMARY REPORT

08/23/11

PAGE 1

ROGERS STATE UNIVERSITY

CLAREMORE, OK

CODE 3420

SUMMARY FOR SECTION I: BACKGROUND INFORMATION

ITEM C: AGE

=====

| | N | % W BL | % W/O BL |
|-------------|-------|--------|----------|
| | ===== | ===== | ===== |
| 19 OR UNDER | 3 | 1.6 | 1.6 |
| 20 | 9 | 4.7 | 4.9 |
| 21 | 12 | 6.2 | 6.5 |
| 22 | 32 | 16.7 | 17.3 |
| 23 | 22 | 11.5 | 11.9 |
| 24 | 10 | 5.2 | 5.4 |
| 25 TO 29 | 29 | 15.1 | 15.7 |
| 30 TO 39 | 38 | 19.8 | 20.5 |
| 40 TO 49 | 16 | 8.3 | 8.6 |
| 50 TO 59 | 13 | 6.8 | 7.0 |
| 60 OR OVER | 1 | 0.5 | 0.5 |
| BLANK | 7 | 3.6 | N/A |
| TOTAL | 192 | 100.0 | 100.0 |

ACT COLLEGE OUTCOMES SURVEY (COS) SUMMARY REPORT

08/23/11

PAGE 2

ROGERS STATE UNIVERSITY

CLAREMORE, OK

CODE 3420

SUMMARY FOR SECTION I: BACKGROUND INFORMATION

ITEM D: MAJOR AND OCCUPATIONAL CHOICE

| | MAJOR AREA OF STUDY | | | OCCUPATIONAL CHOICE | | |
|---------------------------------|---------------------|--------|----------|---------------------|--------|----------|
| | N | % W BL | % W/O BL | N | % W BL | % W/O BL |
| UNDECIDED | 12 | 6.2 | 6.4 | 6 | 3.1 | 3.5 |
| AGRICULTURE & AG TECHNOLOGIES | 0 | 0.0 | 0.0 | 1 | 0.5 | 0.6 |
| ARCHITECTURE & ENVIRON DESIGN | 0 | 0.0 | 0.0 | 0 | 0.0 | 0.0 |
| BUSINESS & MANAGEMENT | 73 | 38.0 | 38.8 | 56 | 29.2 | 32.7 |
| BUSINESS & OFFICE | 0 | 0.0 | 0.0 | 2 | 1.0 | 1.2 |
| MARKETING & DISTRIBUTION | 1 | 0.5 | 0.5 | 5 | 2.6 | 2.9 |
| COMMUNICATIONS & COMM TECH | 5 | 2.6 | 2.7 | 4 | 2.1 | 2.3 |
| COMMUNITY & PERSONAL SERVICES | 5 | 2.6 | 2.7 | 7 | 3.6 | 4.1 |
| COMPUTER & INFORMATION SCI | 10 | 5.2 | 5.3 | 10 | 5.2 | 5.8 |
| CROSS-DISCIPLINARY STUDIES | 4 | 2.1 | 2.1 | 1 | 0.5 | 0.6 |
| EDUCATION | 11 | 5.7 | 5.9 | 12 | 6.2 | 7.0 |
| TEACHER EDUCATION | 4 | 2.1 | 2.1 | 5 | 2.6 | 2.9 |
| ENGINEERING, PRE-ENGINEERING | 2 | 1.0 | 1.1 | 1 | 0.5 | 0.6 |
| ENGINEERING-RELATED TECH | 3 | 1.6 | 1.6 | 4 | 2.1 | 2.3 |
| FOREIGN LANGUAGE | 0 | 0.0 | 0.0 | 0 | 0.0 | 0.0 |
| HEALTH SCIENCES & ALLIED HEALTH | 26 | 13.5 | 13.8 | 30 | 15.6 | 17.5 |
| HOME ECONOMICS | 0 | 0.0 | 0.0 | 1 | 0.5 | 0.6 |
| LETTERS | 2 | 1.0 | 1.1 | 2 | 1.0 | 1.2 |
| MATHEMATICS | 0 | 0.0 | 0.0 | 0 | 0.0 | 0.0 |
| PHILOSOPHY, RELIG & THEOLOGY | 0 | 0.0 | 0.0 | 1 | 0.5 | 0.6 |
| SCIENCES (BIO & PHYSICAL) | 7 | 3.6 | 3.7 | 3 | 1.6 | 1.8 |
| SOCIAL SCIENCES | 18 | 9.4 | 9.6 | 15 | 7.8 | 8.8 |
| TRADE & INDUSTRIAL | 0 | 0.0 | 0.0 | 1 | 0.5 | 0.6 |
| VISUAL & PERFORMING ARTS | 5 | 2.6 | 2.7 | 4 | 2.1 | 2.3 |
| BLANK | 4 | 2.1 | N/A | 21 | 10.9 | N/A |
| TOTAL | 192 | 100.0 | 100.0 | 192 | 100.0 | 100.0 |

SUMMARY FOR SECTION I: BACKGROUND INFORMATION

ITEM E: CREDIT HOURS

=====

CREDIT HOURS FOR WHICH
YOU ARE NOW ENROLLED

| CREDITS ===== | N ===== | % W BL ===== | % W/O BL ===== |
|------------------|------------|-----------------|-------------------|
| 0 | 8 | 4.2 | 4.3 |
| 1-3 | 11 | 5.7 | 5.9 |
| 4-6 | 32 | 16.7 | 17.1 |
| 7-9 | 36 | 18.8 | 19.3 |
| 10 | 8 | 4.2 | 4.3 |
| 11 | 1 | 0.5 | 0.5 |
| 12 | 44 | 22.9 | 23.5 |
| 13 | 13 | 6.8 | 7.0 |
| 14 | 1 | 0.5 | 0.5 |
| 15 | 14 | 7.3 | 7.5 |
| 16-18 | 15 | 7.8 | 8.0 |
| 19-21 | 3 | 1.6 | 1.6 |
| 22 OR MORE | 1 | 0.5 | 0.5 |
| BLANK | 5 | 2.6 | N/A |
| TOTAL | 192 | 100.0 | 100.0 |

CREDIT HOURS EARNED HERE
BEFORE THIS TERM

| CREDITS ===== | N ===== | % W BL ===== | % W/O BL ===== |
|------------------|------------|-----------------|-------------------|
| 0 | 0 | 0.0 | 0.0 |
| 1-11 | 0 | 0.0 | 0.0 |
| 12-23 | 3 | 1.6 | 1.7 |
| 24-35 | 3 | 1.6 | 1.7 |
| 36-47 | 7 | 3.6 | 4.1 |
| 48-59 | 28 | 14.6 | 16.3 |
| 60-71 | 25 | 13.0 | 14.5 |
| 72-83 | 10 | 5.2 | 5.8 |
| 84-95 | 6 | 3.1 | 3.5 |
| 96-107 | 7 | 3.6 | 4.1 |
| 108 OR MORE | 83 | 43.2 | 48.3 |
| BLANK | 20 | 10.4 | N/A |
| TOTAL | 192 | 100.0 | 100.0 |

ACT COLLEGE OUTCOMES SURVEY (COS) SUMMARY REPORT

08/23/11

PAGE 4

ROGERS STATE UNIVERSITY

CLAREMORE, OK

CODE 3420

SUMMARY FOR SECTION I: BACKGROUND INFORMATION

ITEM E: CREDIT HOURS (CONT'D)

=====

| CREDITS ===== | CREDIT HOURS ACCEPTED HERE IN TRANSFER | | |
|------------------|---|-----------------|-------------------|
| | N ===== | % W BL ===== | % W/O BL ===== |
| 0 | 50 | 26.0 | 37.6 |
| 1-6 | 7 | 3.6 | 5.3 |
| 7-14 | 12 | 6.2 | 9.0 |
| 15-30 | 13 | 6.8 | 9.8 |
| 31-44 | 8 | 4.2 | 6.0 |
| 45 OR MORE | 43 | 22.4 | 32.3 |
| BLANK | 59 | 30.7 | N/A |
| TOTAL | 192 | 100.0 | 100.0 |

ITEM F: SEX

=====

| | N ===== | % W BL ===== | % W/O BL ===== |
|--------|------------|-----------------|-------------------|
| MALE | 58 | 30.2 | 30.2 |
| FEMALE | 134 | 69.8 | 69.8 |
| BLANK | 0 | 0.0 | N/A |
| TOTAL | 192 | 100.0 | 100.0 |

SUMMARY FOR SECTION I: BACKGROUND INFORMATION

ITEM G: HISPANIC/LATINO ETHNICITY

| | N | % W BL | % W/O BL |
|---|-----|--------|----------|
| NO | 187 | 97.4 | 97.9 |
| YES, MEXICAN, MEXICAN-AMERICAN, CHICANO | 3 | 1.6 | 1.6 |
| YES, PUERTO RICAN | 0 | 0.0 | 0.0 |
| YES, CUBAN, CUBAN-AMERICAN | 0 | 0.0 | 0.0 |
| YES, OTHER HISPANIC/LATINO | 1 | 0.5 | 0.5 |
| BLANK | 1 | 0.5 | N/A |
| TOTAL | 192 | 100.0 | 100.0 |

ITEM H: RACE

| | N | % W BL | % W/O BL |
|-----------------------------------|-----|--------|----------|
| AMERICAN INDIAN OR ALASKAN NATIVE | 45 | 23.4 | 23.7 |
| ASIAN OR PACIFIC ISLANDER | 1 | 0.5 | 0.5 |
| BLACK | 3 | 1.6 | 1.6 |
| WHITE | 136 | 70.8 | 71.6 |
| MULTIRACIAL | 4 | 2.1 | 2.1 |
| OTHER OR RACE UNKNOWN | 1 | 0.5 | 0.5 |
| BLANK | 2 | 1.0 | N/A |
| TOTAL | 192 | 100.0 | 100.0 |

ITEMS G AND H CROSSED

| RACIAL GROUPS | "NO" - HISPANIC/LATINO | | | "YES" - HISPANIC/LATINO | | |
|-----------------------------------|------------------------|--------|----------|-------------------------|--------|----------|
| | N | % W BL | % W/O BL | N | % W BL | % W/O BL |
| AMERICAN INDIAN OR ALASKAN NATIVE | 45 | 24.1 | 24.2 | 0 | 0.0 | 0.0 |
| ASIAN OR PACIFIC ISLANDER | 1 | 0.5 | 0.5 | 0 | 0.0 | 0.0 |
| BLACK | 3 | 1.6 | 1.6 | 0 | 0.0 | 0.0 |
| WHITE | 134 | 71.7 | 72.0 | 2 | 50.0 | 50.0 |
| MULTIRACIAL | 3 | 1.6 | 1.6 | 1 | 25.0 | 25.0 |
| OTHER OR RACE UNKNOWN | 0 | 0.0 | 0.0 | 1 | 25.0 | 25.0 |
| BLANK | 1 | 0.5 | N/A | 0 | 0.0 | N/A |
| TOTAL | 187 | 100.0 | 100.0 | 4 | 100.0 | 100.0 |

SUMMARY FOR SECTION I: BACKGROUND INFORMATION

ITEM I: CITIZENSHIP AND RESIDENCE

| | N | % W BL | % W/O BL |
|------------------------------------|-------|--------|----------|
| | ===== | ===== | ===== |
| U.S. CITIZEN, IN-STATE STUDENT | 186 | 96.9 | 96.9 |
| U.S. CITIZEN, OUT-OF-STATE STUDENT | 4 | 2.1 | 2.1 |
| RESIDENT ALIEN/IMMIGRANT | 1 | 0.5 | 0.5 |
| NON-RESIDENT ALIEN/NON-IMMIGRANT | 1 | 0.5 | 0.5 |
| BLANK | 0 | 0.0 | N/A |
| TOTAL | 192 | 100.0 | 100.0 |

ITEM J: IN WHICH LANGUAGE DO YOU COMMUNICATE BEST?

| | N | % W BL | % W/O BL |
|-------------------|-------|--------|----------|
| | ===== | ===== | ===== |
| ENGLISH | 189 | 98.4 | 99.0 |
| SPANISH | 0 | 0.0 | 0.0 |
| AN ASIAN LANGUAGE | 1 | 0.5 | 0.5 |
| OTHER | 1 | 0.5 | 0.5 |
| BLANK | 1 | 0.5 | N/A |
| TOTAL | 192 | 100.0 | 100.0 |

ITEM K: PLANS FOR NEXT ACADEMIC YEAR

| | N | % W BL | % W/O BL |
|---|-------|--------|----------|
| | ===== | ===== | ===== |
| PLAN NOT TO ATTEND COLLEGE (GRADUATING) | 95 | 49.5 | 50.3 |
| PLAN NOT TO ATTEND (STOPPING OUT) | 1 | 0.5 | 0.5 |
| PLAN TO RE-ENROLL IN THIS COLLEGE | 44 | 22.9 | 23.3 |
| PLAN TO ATTEND ANOTHER COLLEGE | 30 | 15.6 | 15.9 |
| UNDECIDED | 19 | 9.9 | 10.1 |
| BLANK | 3 | 1.6 | N/A |
| TOTAL | 192 | 100.0 | 100.0 |

ACT COLLEGE OUTCOMES SURVEY (COS) SUMMARY REPORT

08/23/11

PAGE 7

ROGERS STATE UNIVERSITY

CLAREMORE, OK

CODE 3420

SUMMARY FOR SECTION I: BACKGROUND INFORMATION

ITEM L: EDUCATIONAL ACHIEVEMENTS AND GOALS

| | HIGHEST DEGREE YOU HAVE ALREADY RECEIVED | | | DEGREE YOU ARE NOW PURSUING HERE | | | HIGHEST GOAL NOW INTENDING TO PURSUE IN YOUR LIFETIME | | |
|--|--|--------|----------|----------------------------------|--------|----------|---|--------|----------|
| | N | % W BL | % W/O BL | N | % W BL | % W/O BL | N | % W BL | % W/O BL |
| SOME HIGH SCHOOL OR LESS | 1 | 0.5 | 0.6 | 0 | 0.0 | 0.0 | 2 | 1.0 | 1.1 |
| HIGH SCHOOL DIPLOMA OR GED CERTIFICATE | 56 | 29.2 | 32.2 | 0 | 0.0 | 0.0 | 0 | 0.0 | 0.0 |
| SOME COLLEGE, NO COLLEGE DEGREE/CERTIF | 41 | 21.4 | 23.6 | 5 | 2.6 | 2.8 | 0 | 0.0 | 0.0 |
| VOC/TECH DEGREE/CERTIFICATE | 8 | 4.2 | 4.6 | 0 | 0.0 | 0.0 | 0 | 0.0 | 0.0 |
| ASSOCIATE DEGREE | 61 | 31.8 | 35.1 | 56 | 29.2 | 31.1 | 8 | 4.2 | 4.5 |
| BACHELOR'S DEGREE | 7 | 3.6 | 4.0 | 119 | 62.0 | 66.1 | 69 | 35.9 | 39.2 |
| MASTER'S DEGREE | 0 | 0.0 | 0.0 | 0 | 0.0 | 0.0 | 72 | 37.5 | 40.9 |
| DOCTORATE/PROF DEGREE (PHD,MD,EDD,JD) | 0 | 0.0 | 0.0 | 0 | 0.0 | 0.0 | 25 | 13.0 | 14.2 |
| BLANK | 18 | 9.4 | N/A | 12 | 6.2 | N/A | 16 | 8.3 | N/A |
| TOTAL | 192 | 100.0 | 100.0 | 192 | 100.0 | 100.0 | 192 | 100.0 | 100.0 |

| | HIGHEST GOAL WHEN YOU FIRST ENROLLED HERE | | | HIGHEST EDUCATIONAL ATTAINMENT OF FATHER | | | HIGHEST EDUCATIONAL ATTAINMENT OF MOTHER | | |
|--|---|--------|----------|--|--------|----------|--|--------|----------|
| | N | % W BL | % W/O BL | N | % W BL | % W/O BL | N | % W BL | % W/O BL |
| SOME HIGH SCHOOL OR LESS | 0 | 0.0 | 0.0 | 25 | 13.0 | 13.9 | 21 | 10.9 | 11.7 |
| HIGH SCHOOL DIPLOMA OR GED CERTIFICATE | 21 | 10.9 | 12.6 | 69 | 35.9 | 38.3 | 63 | 32.8 | 35.0 |
| SOME COLLEGE, NO COLLEGE DEGREE/CERTIF | 12 | 6.2 | 7.2 | 25 | 13.0 | 13.9 | 30 | 15.6 | 16.7 |
| VOC/TECH DEGREE/CERTIFICATE | 2 | 1.0 | 1.2 | 16 | 8.3 | 8.9 | 14 | 7.3 | 7.8 |
| ASSOCIATE DEGREE | 27 | 14.1 | 16.2 | 10 | 5.2 | 5.6 | 23 | 12.0 | 12.8 |
| BACHELOR'S DEGREE | 71 | 37.0 | 42.5 | 24 | 12.5 | 13.3 | 18 | 9.4 | 10.0 |
| MASTER'S DEGREE | 17 | 8.9 | 10.2 | 6 | 3.1 | 3.3 | 9 | 4.7 | 5.0 |
| DOCTORATE/PROF DEGREE (PHD,MD,EDD,JD) | 17 | 8.9 | 10.2 | 5 | 2.6 | 2.8 | 2 | 1.0 | 1.1 |
| BLANK | 25 | 13.0 | N/A | 12 | 6.2 | N/A | 12 | 6.2 | N/A |
| TOTAL | 192 | 100.0 | 100.0 | 192 | 100.0 | 100.0 | 192 | 100.0 | 100.0 |

ACT COLLEGE OUTCOMES SURVEY (COS) SUMMARY REPORT

08/23/11

PAGE 8

ROGERS STATE UNIVERSITY

CLAREMORE, OK

CODE 3420

SUMMARY FOR SECTION I: BACKGROUND INFORMATION

ITEM M: RESPONSIBILITIES AND TIME ALLOCATIONS - HOURS PER WEEK CURRENTLY SPENT ON EACH ACTIVITY

PAGE 1 OF 2

| HOURS/WEEK ===== | COURSE-RELATED ACTIVITIES (E.G., CLASS, STUDIES, LAB) | | | OTHER LEARNING EXPERIENCES (E.G., INTERNSHIP, PRACTICUM) | | | COLLEGE CLUBS, ORGANIZATIONS (E.G., POLITICAL, SOCIAL, RELIG) | | |
|---------------------|--|-----------------|-------------------|---|-----------------|-------------------|--|-----------------|-------------------|
| | N ===== | % W BL ===== | % W/O BL ===== | N ===== | % W BL ===== | % W/O BL ===== | N ===== | % W BL ===== | % W/O BL ===== |
| 0 | 4 | 2.1 | 2.1 | 106 | 55.2 | 57.3 | 131 | 68.2 | 70.8 |
| 1-5 | 21 | 10.9 | 11.0 | 33 | 17.2 | 17.8 | 39 | 20.3 | 21.1 |
| 6-10 | 47 | 24.5 | 24.6 | 16 | 8.3 | 8.6 | 9 | 4.7 | 4.9 |
| 11-15 | 44 | 22.9 | 23.0 | 14 | 7.3 | 7.6 | 3 | 1.6 | 1.6 |
| 16-20 | 28 | 14.6 | 14.7 | 4 | 2.1 | 2.2 | 2 | 1.0 | 1.1 |
| 21-30 | 19 | 9.9 | 9.9 | 6 | 3.1 | 3.2 | 0 | 0.0 | 0.0 |
| 31 OR OVER | 28 | 14.6 | 14.7 | 6 | 3.1 | 3.2 | 1 | 0.5 | 0.5 |
| BLANK | 1 | 0.5 | N/A | 7 | 3.6 | N/A | 7 | 3.6 | N/A |
| TOTAL | 192 | 100.0 | 100.0 | 192 | 100.0 | 100.0 | 192 | 100.0 | 100.0 |

| HOURS/WEEK ===== | COLLEGE-SPONSORED EVENTS (E.G., PLAYS, SPORTS) | | | ON-CAMPUS PAID EMPLOYMENT RELATED TO MAJOR | | | ON-CAMPUS PAID EMPLOYMENT NOT RELATED TO MAJOR | | |
|---------------------|---|-----------------|-------------------|---|-----------------|-------------------|---|-----------------|-------------------|
| | N ===== | % W BL ===== | % W/O BL ===== | N ===== | % W BL ===== | % W/O BL ===== | N ===== | % W BL ===== | % W/O BL ===== |
| 0 | 142 | 74.0 | 76.8 | 176 | 91.7 | 95.7 | 170 | 88.5 | 92.4 |
| 1-5 | 36 | 18.8 | 19.5 | 2 | 1.0 | 1.1 | 2 | 1.0 | 1.1 |
| 6-10 | 4 | 2.1 | 2.2 | 2 | 1.0 | 1.1 | 2 | 1.0 | 1.1 |
| 11-15 | 2 | 1.0 | 1.1 | 2 | 1.0 | 1.1 | 2 | 1.0 | 1.1 |
| 16-20 | 0 | 0.0 | 0.0 | 1 | 0.5 | 0.5 | 5 | 2.6 | 2.7 |
| 21-30 | 0 | 0.0 | 0.0 | 1 | 0.5 | 0.5 | 2 | 1.0 | 1.1 |
| 31 OR OVER | 1 | 0.5 | 0.5 | 0 | 0.0 | 0.0 | 1 | 0.5 | 0.5 |
| BLANK | 7 | 3.6 | N/A | 8 | 4.2 | N/A | 8 | 4.2 | N/A |
| TOTAL | 192 | 100.0 | 100.0 | 192 | 100.0 | 100.0 | 192 | 100.0 | 100.0 |

ACT COLLEGE OUTCOMES SURVEY (COS) SUMMARY REPORT

08/23/11

PAGE 9

ROGERS STATE UNIVERSITY

CLAREMORE, OK

CODE 3420

SUMMARY FOR SECTION I: BACKGROUND INFORMATION

ITEM M: RESPONSIBILITIES AND TIME ALLOCATIONS - HOURS PER WEEK CURRENTLY SPENT ON EACH ACTIVITY

PAGE 2 OF 2

=====

| HOURS/WEEK ===== | OFF-CAMPUS PAID EMPLOYMENT RELATED TO MAJOR | | | OFF-CAMPUS PAID EMPLOYMENT NOT RELATED TO MAJOR | | | CARE OF FAMILY (E.G., SPOUSE, CHILD, RELATIVE) | | |
|---------------------|--|-----------------|-------------------|--|-----------------|-------------------|---|-----------------|-------------------|
| | N ===== | % W BL ===== | % W/O BL ===== | N ===== | % W BL ===== | % W/O BL ===== | N ===== | % W BL ===== | % W/O BL ===== |
| 0 | 134 | 69.8 | 72.0 | 103 | 53.6 | 56.3 | 45 | 23.4 | 24.3 |
| 1-5 | 6 | 3.1 | 3.2 | 7 | 3.6 | 3.8 | 23 | 12.0 | 12.4 |
| 6-10 | 7 | 3.6 | 3.8 | 5 | 2.6 | 2.7 | 17 | 8.9 | 9.2 |
| 11-15 | 4 | 2.1 | 2.2 | 10 | 5.2 | 5.5 | 10 | 5.2 | 5.4 |
| 16-20 | 3 | 1.6 | 1.6 | 5 | 2.6 | 2.7 | 13 | 6.8 | 7.0 |
| 21-30 | 6 | 3.1 | 3.2 | 20 | 10.4 | 10.9 | 11 | 5.7 | 5.9 |
| 31 OR OVER | 26 | 13.5 | 14.0 | 33 | 17.2 | 18.0 | 66 | 34.4 | 35.7 |
| BLANK | 6 | 3.1 | N/A | 9 | 4.7 | N/A | 7 | 3.6 | N/A |
| TOTAL | 192 | 100.0 | 100.0 | 192 | 100.0 | 100.0 | 192 | 100.0 | 100.0 |

| HOURS/WEEK ===== | OFF-CAMPUS COMMUNITY SERVICE (E.G., RELIGIOUS, CIVIC) | | | OFF-CAMPUS CULTURAL EVENTS (E.G., THEATER, MUSIC, EXHIBITS) | | |
|---------------------|--|-----------------|-------------------|--|-----------------|-------------------|
| | N ===== | % W BL ===== | % W/O BL ===== | N ===== | % W BL ===== | % W/O BL ===== |
| 0 | 71 | 37.0 | 38.4 | 102 | 53.1 | 56.7 |
| 1-5 | 82 | 42.7 | 44.3 | 66 | 34.4 | 36.7 |
| 6-10 | 20 | 10.4 | 10.8 | 6 | 3.1 | 3.3 |
| 11-15 | 7 | 3.6 | 3.8 | 5 | 2.6 | 2.8 |
| 16-20 | 3 | 1.6 | 1.6 | 1 | 0.5 | 0.6 |
| 21-30 | 2 | 1.0 | 1.1 | 0 | 0.0 | 0.0 |
| 31 OR OVER | 0 | 0.0 | 0.0 | 0 | 0.0 | 0.0 |
| BLANK | 7 | 3.6 | N/A | 12 | 6.2 | N/A |
| TOTAL | 192 | 100.0 | 100.0 | 192 | 100.0 | 100.0 |

SUMMARY FOR SECTION II: COLLEGE OUTCOMES

ITEM A: IMPORTANCE OF & PROGRESS TOWARD ATTAINING OUTCOMES AT THIS COLLEGE - IMPORTANCE AVERAGES RANK ORDERED

*** RANKED BY IMPORTANCE ***

(5=VERY GREAT, 4=GREAT, 3=MODERATE [AVERAGE], 2=LITTLE, 1=NONE)

| IMPORTANCE OF ATTAINING OUTCOMES | | | | | | | | | PROGRESS AT THIS COLLEGE | | |
|-------------------------------------|------------------|------|------|-------------|--|------|------|------------------|-----------------------------|--|--|
| RANK | # FOR AVERAGE | AVG* | SD | ITEM NO. | ITEM TEXT | RANK | AVG* | # FOR AVERAGE | | | |
| 1 | 189 | 4.51 | 0.72 | 3 | LEARNING TO THINK AND REASON | 1 | 4.14 | 187 | | | |
| 2 | 188 | 4.50 | 0.81 | 15 | BECOMING COMPETENT IN MY MAJOR | 7 | 4.03 | 185 | | | |
| 3 | 189 | 4.50 | 0.87 | 14 | ACQUIRING KNOWLEDGE AND SKILLS NEEDED FOR A CAREER | 3 | 4.07 | 184 | | | |
| 4 | 190 | 4.39 | 0.74 | 2 | DEVELOPING PROBLEM-SOLVING SKILLS | 2 | 4.07 | 188 | | | |
| 5 | 190 | 4.31 | 0.82 | 1 | DRAWING CONCLUSIONS AFTER WEIGHING EVIDENCE, FACTS, AND IDEAS | 6 | 4.05 | 188 | | | |
| 6 | 188 | 4.30 | 0.86 | 11 | LISTENING TO AND UNDERSTANDING WHAT OTHERS SAY | 4 | 4.06 | 187 | | | |
| 7 | 190 | 4.28 | 0.89 | 5 | THINKING OBJECTIVELY ABOUT BELIEFS, ATTITUDES, AND VALUES | 5 | 4.05 | 187 | | | |
| 8 | 188 | 4.28 | 0.94 | 9 | SPEAKING MORE EFFECTIVELY | 11 | 3.94 | 186 | | | |
| 9 | 189 | 4.23 | 0.93 | 24 | EFFECTIVELY USING TECHNOLOGY (E.G., COMPUTERS, HIGH-TECH EQUIPMENT) | 12 | 3.92 | 186 | | | |
| 10 | 188 | 4.19 | 0.85 | 4 | LOCATING, SCREENING, AND ORGANIZING INFORMATION | 10 | 3.99 | 186 | | | |
| 11 | 189 | 4.17 | 0.95 | 13 | DEVELOPING OPENNESS TO NEW IDEAS AND PRACTICES | 8 | 4.03 | 187 | | | |
| 12 | 189 | 4.16 | 0.90 | 20 | DEVELOPING EFFECTIVE JOB-SEEKING SKILLS | 19 | 3.56 | 186 | | | |
| 13 | 190 | 4.14 | 0.97 | 7 | IMPROVING MY WRITING SKILLS | 9 | 4.00 | 188 | | | |
| 14 | 189 | 4.14 | 0.94 | 21 | LEARNING ABOUT CAREER OPTIONS | 21 | 3.48 | 187 | | | |
| 15 | 187 | 4.09 | 1.06 | 10 | FURTHER DEVELOPING MY STUDY SKILLS | 13 | 3.90 | 187 | | | |
| 16 | 189 | 4.05 | 1.07 | 12 | LEARNING TO FORMULATE AND RE-SHAPE MY LIFETIME GOALS | 14 | 3.89 | 187 | | | |
| 17 | 188 | 4.01 | 0.99 | 6 | DEVELOPING MY CREATIVITY, GENERATING ORIGINAL IDEAS AND PRODUCTS | 16 | 3.74 | 187 | | | |
| 18 | 189 | 4.00 | 1.04 | 8 | READING WITH GREATER SPEED AND BETTER COMPREHENSION | 17 | 3.66 | 186 | | | |
| 19 | 189 | 3.92 | 1.03 | 17 | BROADENING MY INTELLECTUAL INTERESTS | 15 | 3.74 | 185 | | | |
| 20 | 189 | 3.82 | 1.09 | 22 | APPLYING SCIENTIFIC KNOWLEDGE AND SKILLS | 18 | 3.61 | 186 | | | |
| 21 | 189 | 3.76 | 1.18 | 18 | DISCOVERING PRODUCTIVE AND REWARDING USES OF MY TALENTS AND LEISURE TIME | 20 | 3.55 | 187 | | | |
| 22 | 189 | 3.74 | 1.16 | 19 | LEARNING PRINCIPLES FOR IMPROVING PHYSICAL AND MENTAL HEALTH | 25 | 3.30 | 185 | | | |
| 23 | 189 | 3.67 | 1.13 | 25 | LEARNING ABOUT THE ROLE OF SCIENCE AND TECHNOLOGY IN SOCIETY | 22 | 3.48 | 187 | | | |
| 24 | 188 | 3.54 | 1.14 | 26 | UNDERSTANDING AND APPLYING MATH CONCEPTS AND STATISTICAL REASONING | 24 | 3.39 | 187 | | | |
| 25 | 188 | 3.53 | 1.20 | 23 | LEARNING PRINCIPLES FOR CONSERVING AND IMPROVING THE GLOBAL ENVIRONMENT | 26 | 3.16 | 187 | | | |
| 26 | 188 | 3.34 | 1.26 | 16 | APPRECIATING THE FINE ARTS, MUSIC, LITERATURE, AND THE HUMANITIES | 23 | 3.45 | 184 | | | |

SUMMARY FOR SECTION II: COLLEGE OUTCOMES

ITEM A: IMPORTANCE OF ATTAINING OUTCOMES AT THIS COLLEGE - FREQUENCIES AND PERCENTAGES TOTAL SCANNED = 192 PAGE 1 OF 2

| ITEM NO. | ITEM TEXT | | VERY GREAT | GREAT | MODERATE (AVERAGE) | LITTLE | NONE | BLANK |
|----------|--|--------|-------------|------------|--------------------|-----------|----------|----------|
| 1 | DRAWING CONCLUSIONS AFTER WEIGHING EVIDENCE, FACTS, AND IDEAS | N % | 92 47.9 | 72 37.5 | 19 9.9 | 6 3.1 | 1 0.5 | 2 1.0 |
| 2 | DEVELOPING PROBLEM-SOLVING SKILLS | N % | 100 52.1 | 69 35.9 | 17 8.9 | 4 2.1 | 0 0.0 | 2 1.0 |
| 3 | LEARNING TO THINK AND REASON | N % | 118 61.5 | 52 27.1 | 16 8.3 | 3 1.6 | 0 0.0 | 3 1.6 |
| 4 | LOCATING, SCREENING, AND ORGANIZING INFORMATION | N % | 81 42.2 | 68 35.4 | 33 17.2 | 5 2.6 | 1 0.5 | 4 2.1 |
| 5 | THINKING OBJECTIVELY ABOUT BELIEFS, ATTITUDES, AND VALUES | N % | 100 52.1 | 51 26.6 | 32 16.7 | 6 3.1 | 1 0.5 | 2 1.0 |
| 6 | DEVELOPING MY CREATIVITY, GENERATING ORIGINAL IDEAS AND PRODUCTS | N % | 72 37.5 | 62 32.3 | 40 20.8 | 11 5.7 | 3 1.6 | 4 2.1 |
| 7 | IMPROVING MY WRITING SKILLS | N % | 88 45.8 | 54 28.1 | 39 20.3 | 5 2.6 | 4 2.1 | 2 1.0 |
| 8 | READING WITH GREATER SPEED AND BETTER COMPREHENSION | N % | 76 39.6 | 59 30.7 | 36 18.8 | 14 7.3 | 4 2.1 | 3 1.6 |
| 9 | SPEAKING MORE EFFECTIVELY | N % | 100 52.1 | 52 27.1 | 28 14.6 | 4 2.1 | 4 2.1 | 4 2.1 |
| 10 | FURTHER DEVELOPING MY STUDY SKILLS | N % | 83 43.2 | 61 31.8 | 26 13.5 | 10 5.2 | 7 3.6 | 5 2.6 |
| 11 | LISTENING TO AND UNDERSTANDING WHAT OTHERS SAY | N % | 100 52.1 | 52 27.1 | 29 15.1 | 7 3.6 | 0 0.0 | 4 2.1 |
| 12 | LEARNING TO FORMULATE AND RE-SHAPE MY LIFETIME GOALS | N % | 82 42.7 | 59 30.7 | 31 16.1 | 10 5.2 | 7 3.6 | 3 1.6 |
| 13 | DEVELOPING OPENNESS TO NEW IDEAS AND PRACTICES | N % | 89 46.4 | 57 29.7 | 30 15.6 | 12 6.2 | 1 0.5 | 3 1.6 |

SUMMARY FOR SECTION II: COLLEGE OUTCOMES

ITEM A: IMPORTANCE OF ATTAINING OUTCOMES AT THIS COLLEGE - FREQUENCIES AND PERCENTAGES TOTAL SCANNED = 192 PAGE 2 OF 2

| ITEM NO. | ITEM TEXT | | VERY GREAT | GREAT | MODERATE (AVERAGE) | LITTLE | NONE | BLANK |
|----------|---|---|------------|-------|--------------------|--------|------|-------|
| 14 | ACQUIRING KNOWLEDGE AND SKILLS NEEDED FOR A CAREER | N | 129 | 35 | 18 | 4 | 3 | 3 |
| | | % | 67.2 | 18.2 | 9.4 | 2.1 | 1.6 | 1.6 |
| 15 | BECOMING COMPETENT IN MY MAJOR | N | 123 | 44 | 14 | 6 | 1 | 4 |
| | | % | 64.1 | 22.9 | 7.3 | 3.1 | 0.5 | 2.1 |
| 16 | APPRECIATING THE FINE ARTS, MUSIC, LITERATURE, AND THE HUMANITIES | N | 44 | 41 | 55 | 30 | 18 | 4 |
| | | % | 22.9 | 21.4 | 28.6 | 15.6 | 9.4 | 2.1 |
| 17 | BROADENING MY INTELLECTUAL INTERESTS | N | 67 | 61 | 45 | 11 | 5 | 3 |
| | | % | 34.9 | 31.8 | 23.4 | 5.7 | 2.6 | 1.6 |
| 18 | DISCOVERING PRODUCTIVE AND REWARDING USES OF MY TALENTS AND LEISURE TIME | N | 68 | 45 | 47 | 20 | 9 | 3 |
| | | % | 35.4 | 23.4 | 24.5 | 10.4 | 4.7 | 1.6 |
| 19 | LEARNING PRINCIPLES FOR IMPROVING PHYSICAL AND MENTAL HEALTH | N | 66 | 43 | 54 | 17 | 9 | 3 |
| | | % | 34.4 | 22.4 | 28.1 | 8.9 | 4.7 | 1.6 |
| 20 | DEVELOPING EFFECTIVE JOB-SEEKING SKILLS (E.G., INTERVIEWING, RESUME CONSTRUCTION) | N | 81 | 68 | 31 | 7 | 2 | 3 |
| | | % | 42.2 | 35.4 | 16.1 | 3.6 | 1.0 | 1.6 |
| 21 | LEARNING ABOUT CAREER OPTIONS | N | 86 | 54 | 40 | 7 | 2 | 3 |
| | | % | 44.8 | 28.1 | 20.8 | 3.6 | 1.0 | 1.6 |
| 22 | APPLYING SCIENTIFIC KNOWLEDGE AND SKILLS | N | 62 | 61 | 42 | 18 | 6 | 3 |
| | | % | 32.3 | 31.8 | 21.9 | 9.4 | 3.1 | 1.6 |
| 23 | LEARNING PRINCIPLES FOR CONSERVING AND IMPROVING THE GLOBAL ENVIRONMENT | N | 50 | 47 | 56 | 22 | 13 | 4 |
| | | % | 26.0 | 24.5 | 29.2 | 11.5 | 6.8 | 2.1 |
| 24 | EFFECTIVELY USING TECHNOLOGY (E.G., COMPUTERS, HIGH-TECH EQUIPMENT) | N | 93 | 58 | 29 | 6 | 3 | 3 |
| | | % | 48.4 | 30.2 | 15.1 | 3.1 | 1.6 | 1.6 |
| 25 | LEARNING ABOUT THE ROLE OF SCIENCE AND TECHNOLOGY IN SOCIETY | N | 57 | 46 | 61 | 16 | 9 | 3 |
| | | % | 29.7 | 24.0 | 31.8 | 8.3 | 4.7 | 1.6 |
| 26 | UNDERSTANDING AND APPLYING MATH CONCEPTS AND STATISTICAL REASONING | N | 44 | 57 | 56 | 19 | 12 | 4 |
| | | % | 22.9 | 29.7 | 29.2 | 9.9 | 6.2 | 2.1 |

SUMMARY FOR SECTION II: COLLEGE OUTCOMES

ITEM A: IMPORTANCE OF AND PROGRESS TOWARD ATTAINING OUTCOMES AT THIS COLLEGE - PROGRESS AVERAGES RANK ORDERED

*** RANKED BY PROGRESS ***

(5=VERY MUCH, 4=MUCH, 3=MODERATE [AVERAGE], 2=LITTLE, 1=NONE)

| IMPORTANCE OF ATTAINING OUTCOMES | | | | PROGRESS AT THIS COLLEGE | | | |
|----------------------------------|------|---------------|----------|--|------|---------------|-----------|
| RANK | AVG* | # FOR AVERAGE | ITEM NO. | ITEM TEXT | RANK | # FOR AVERAGE | AVG* SD |
| 1 | 4.51 | 189 | 3 | LEARNING TO THINK AND REASON | 1 | 187 | 4.14 0.85 |
| 4 | 4.39 | 190 | 2 | DEVELOPING PROBLEM-SOLVING SKILLS | 2 | 188 | 4.07 0.88 |
| 3 | 4.50 | 189 | 14 | ACQUIRING KNOWLEDGE AND SKILLS NEEDED FOR A CAREER | 3 | 184 | 4.07 0.86 |
| 6 | 4.30 | 188 | 11 | LISTENING TO AND UNDERSTANDING WHAT OTHERS SAY | 4 | 187 | 4.06 0.86 |
| 7 | 4.28 | 190 | 5 | THINKING OBJECTIVELY ABOUT BELIEFS, ATTITUDES, AND VALUES | 5 | 187 | 4.05 1.01 |
| 5 | 4.31 | 190 | 1 | DRAWING CONCLUSIONS AFTER WEIGHING EVIDENCE, FACTS, AND IDEAS | 6 | 188 | 4.05 0.83 |
| 2 | 4.50 | 188 | 15 | BECOMING COMPETENT IN MY MAJOR | 7 | 185 | 4.03 0.88 |
| 11 | 4.17 | 189 | 13 | DEVELOPING OPENNESS TO NEW IDEAS AND PRACTICES | 8 | 187 | 4.03 0.91 |
| 13 | 4.14 | 190 | 7 | IMPROVING MY WRITING SKILLS | 9 | 188 | 4.00 0.96 |
| 10 | 4.19 | 188 | 4 | LOCATING, SCREENING, AND ORGANIZING INFORMATION | 10 | 186 | 3.99 0.97 |
| 8 | 4.28 | 188 | 9 | SPEAKING MORE EFFECTIVELY | 11 | 186 | 3.94 0.95 |
| 9 | 4.23 | 189 | 24 | EFFECTIVELY USING TECHNOLOGY (E.G., COMPUTERS, HIGH-TECH EQUIPMENT) | 12 | 186 | 3.92 0.98 |
| 15 | 4.09 | 187 | 10 | FURTHER DEVELOPING MY STUDY SKILLS | 13 | 187 | 3.90 1.07 |
| 16 | 4.05 | 189 | 12 | LEARNING TO FORMULATE AND RE-SHAPE MY LIFETIME GOALS | 14 | 187 | 3.89 1.09 |
| 19 | 3.92 | 189 | 17 | BROADENING MY INTELLECTUAL INTERESTS | 15 | 185 | 3.74 1.01 |
| 17 | 4.01 | 188 | 6 | DEVELOPING MY CREATIVITY, GENERATING ORIGINAL IDEAS AND PRODUCTS | 16 | 187 | 3.74 0.96 |
| 18 | 4.00 | 189 | 8 | READING WITH GREATER SPEED AND BETTER COMPREHENSION | 17 | 186 | 3.66 1.05 |
| 20 | 3.82 | 189 | 22 | APPLYING SCIENTIFIC KNOWLEDGE AND SKILLS | 18 | 186 | 3.61 1.10 |
| 12 | 4.16 | 189 | 20 | DEVELOPING EFFECTIVE JOB-SEEKING SKILLS | 19 | 186 | 3.56 1.13 |
| 21 | 3.76 | 189 | 18 | DISCOVERING PRODUCTIVE AND REWARDING USES OF MY TALENTS AND LEISURE TIME | 20 | 187 | 3.55 1.14 |
| 14 | 4.14 | 189 | 21 | LEARNING ABOUT CAREER OPTIONS | 21 | 187 | 3.48 1.12 |
| 23 | 3.67 | 189 | 25 | LEARNING ABOUT THE ROLE OF SCIENCE AND TECHNOLOGY IN SOCIETY | 22 | 187 | 3.48 1.10 |
| 26 | 3.34 | 188 | 16 | APPRECIATING THE FINE ARTS, MUSIC, LITERATURE, AND THE HUMANITIES | 23 | 184 | 3.45 1.19 |
| 24 | 3.54 | 188 | 26 | UNDERSTANDING AND APPLYING MATH CONCEPTS AND STATISTICAL REASONING | 24 | 187 | 3.39 1.17 |
| 22 | 3.74 | 189 | 19 | LEARNING PRINCIPLES FOR IMPROVING PHYSICAL AND MENTAL HEALTH | 25 | 185 | 3.30 1.17 |
| 25 | 3.53 | 188 | 23 | LEARNING PRINCIPLES FOR CONSERVING AND IMPROVING THE GLOBAL ENVIRONMENT | 26 | 187 | 3.16 1.20 |

ACT COLLEGE OUTCOMES SURVEY (COS) SUMMARY REPORT

08/23/11

PAGE 14

ROGERS STATE UNIVERSITY

CLAREMORE, OK

CODE 3420

SUMMARY FOR SECTION II: COLLEGE OUTCOMES

ITEM A: PROGRESS TOWARD ATTAINING OUTCOMES AT THIS COLLEGE - FREQUENCIES AND PERCENTAGES TOTAL SCANNED = 192 PAGE 1 OF 2

| ITEM NO. | ITEM TEXT | | VERY MUCH | MUCH | MODERATE (AVERAGE) | LITTLE | NONE | BLANK |
|----------|--|---|-----------|------|--------------------|--------|------|-------|
| 1 | DRAWING CONCLUSIONS AFTER WEIGHING EVIDENCE, FACTS, AND IDEAS | N | 62 | 81 | 37 | 8 | 0 | 4 |
| | | % | 32.3 | 42.2 | 19.3 | 4.2 | 0.0 | 2.1 |
| 2 | DEVELOPING PROBLEM-SOLVING SKILLS | N | 72 | 67 | 40 | 9 | 0 | 4 |
| | | % | 37.5 | 34.9 | 20.8 | 4.7 | 0.0 | 2.1 |
| 3 | LEARNING TO THINK AND REASON | N | 74 | 74 | 32 | 6 | 1 | 5 |
| | | % | 38.5 | 38.5 | 16.7 | 3.1 | 0.5 | 2.6 |
| 4 | LOCATING, SCREENING, AND ORGANIZING INFORMATION | N | 66 | 70 | 34 | 14 | 2 | 6 |
| | | % | 34.4 | 36.5 | 17.7 | 7.3 | 1.0 | 3.1 |
| 5 | THINKING OBJECTIVELY ABOUT BELIEFS, ATTITUDES, AND VALUES | N | 78 | 60 | 34 | 11 | 4 | 5 |
| | | % | 40.6 | 31.2 | 17.7 | 5.7 | 2.1 | 2.6 |
| 6 | DEVELOPING MY CREATIVITY, GENERATING ORIGINAL IDEAS AND PRODUCTS | N | 48 | 61 | 60 | 17 | 1 | 5 |
| | | % | 25.0 | 31.8 | 31.2 | 8.9 | 0.5 | 2.6 |
| 7 | IMPROVING MY WRITING SKILLS | N | 67 | 70 | 38 | 10 | 3 | 4 |
| | | % | 34.9 | 36.5 | 19.8 | 5.2 | 1.6 | 2.1 |
| 8 | READING WITH GREATER SPEED AND BETTER COMPREHENSION | N | 47 | 59 | 54 | 22 | 4 | 6 |
| | | % | 24.5 | 30.7 | 28.1 | 11.5 | 2.1 | 3.1 |
| 9 | SPEAKING MORE EFFECTIVELY | N | 56 | 81 | 33 | 13 | 3 | 6 |
| | | % | 29.2 | 42.2 | 17.2 | 6.8 | 1.6 | 3.1 |
| 10 | FURTHER DEVELOPING MY STUDY SKILLS | N | 65 | 65 | 38 | 12 | 7 | 5 |
| | | % | 33.9 | 33.9 | 19.8 | 6.2 | 3.6 | 2.6 |
| 11 | LISTENING TO AND UNDERSTANDING WHAT OTHERS SAY | N | 67 | 72 | 40 | 8 | 0 | 5 |
| | | % | 34.9 | 37.5 | 20.8 | 4.2 | 0.0 | 2.6 |
| 12 | LEARNING TO FORMULATE AND RE-SHAPE MY LIFETIME GOALS | N | 70 | 53 | 44 | 14 | 6 | 5 |
| | | % | 36.5 | 27.6 | 22.9 | 7.3 | 3.1 | 2.6 |
| 13 | DEVELOPING OPENNESS TO NEW IDEAS AND PRACTICES | N | 68 | 68 | 39 | 12 | 0 | 5 |
| | | % | 35.4 | 35.4 | 20.3 | 6.2 | 0.0 | 2.6 |

SUMMARY FOR SECTION II: COLLEGE OUTCOMES

ITEM A: PROGRESS TOWARD ATTAINING OUTCOMES AT THIS COLLEGE - FREQUENCIES AND PERCENTAGES TOTAL SCANNED = 192 PAGE 2 OF 2

| ITEM NO. | ITEM TEXT | | VERY MUCH | MUCH | MODERATE (AVERAGE) | LITTLE | NONE | BLANK |
|----------|---|---|-----------|------|--------------------|--------|------|-------|
| 14 | ACQUIRING KNOWLEDGE AND SKILLS NEEDED FOR A CAREER | N | 64 | 77 | 35 | 7 | 1 | 8 |
| | | % | 33.3 | 40.1 | 18.2 | 3.6 | 0.5 | 4.2 |
| 15 | BECOMING COMPETENT IN MY MAJOR | N | 59 | 85 | 30 | 9 | 2 | 7 |
| | | % | 30.7 | 44.3 | 15.6 | 4.7 | 1.0 | 3.6 |
| 16 | APPRECIATING THE FINE ARTS, MUSIC, LITERATURE, AND THE HUMANITIES | N | 44 | 47 | 53 | 28 | 12 | 8 |
| | | % | 22.9 | 24.5 | 27.6 | 14.6 | 6.2 | 4.2 |
| 17 | BROADENING MY INTELLECTUAL INTERESTS | N | 47 | 68 | 50 | 15 | 5 | 7 |
| | | % | 24.5 | 35.4 | 26.0 | 7.8 | 2.6 | 3.6 |
| 18 | DISCOVERING PRODUCTIVE AND REWARDING USES OF MY TALENTS AND LEISURE TIME | N | 45 | 56 | 51 | 26 | 9 | 5 |
| | | % | 23.4 | 29.2 | 26.6 | 13.5 | 4.7 | 2.6 |
| 19 | LEARNING PRINCIPLES FOR IMPROVING PHYSICAL AND MENTAL HEALTH | N | 34 | 47 | 60 | 29 | 15 | 7 |
| | | % | 17.7 | 24.5 | 31.2 | 15.1 | 7.8 | 3.6 |
| 20 | DEVELOPING EFFECTIVE JOB-SEEKING SKILLS (E.G., INTERVIEWING, RESUME CONSTRUCTION) | N | 49 | 48 | 54 | 29 | 6 | 6 |
| | | % | 25.5 | 25.0 | 28.1 | 15.1 | 3.1 | 3.1 |
| 21 | LEARNING ABOUT CAREER OPTIONS | N | 40 | 57 | 50 | 33 | 7 | 5 |
| | | % | 20.8 | 29.7 | 26.0 | 17.2 | 3.6 | 2.6 |
| 22 | APPLYING SCIENTIFIC KNOWLEDGE AND SKILLS | N | 48 | 55 | 50 | 28 | 5 | 6 |
| | | % | 25.0 | 28.6 | 26.0 | 14.6 | 2.6 | 3.1 |
| 23 | LEARNING PRINCIPLES FOR CONSERVING AND IMPROVING THE GLOBAL ENVIRONMENT | N | 28 | 47 | 58 | 34 | 20 | 5 |
| | | % | 14.6 | 24.5 | 30.2 | 17.7 | 10.4 | 2.6 |
| 24 | EFFECTIVELY USING TECHNOLOGY (E.G., COMPUTERS, HIGH-TECH EQUIPMENT) | N | 60 | 71 | 39 | 13 | 3 | 6 |
| | | % | 31.2 | 37.0 | 20.3 | 6.8 | 1.6 | 3.1 |
| 25 | LEARNING ABOUT THE ROLE OF SCIENCE AND TECHNOLOGY IN SOCIETY | N | 36 | 60 | 58 | 23 | 10 | 5 |
| | | % | 18.8 | 31.2 | 30.2 | 12.0 | 5.2 | 2.6 |
| 26 | UNDERSTANDING AND APPLYING MATH CONCEPTS AND STATISTICAL REASONING | N | 35 | 56 | 58 | 22 | 16 | 5 |
| | | % | 18.2 | 29.2 | 30.2 | 11.5 | 8.3 | 2.6 |

SUMMARY FOR SECTION II: COLLEGE OUTCOMES

ITEM B: VIEWS OF REQUIRED COURSES OUTSIDE MAJOR - AGREEMENT AVERAGES RANK ORDERED

REQUIRED COURSES OUTSIDE MY AREA OF SPECIALIZATION HELPED ME ...

(5=STRONGLY AGREE, 4=AGREE, 3=NEUTRAL, 2=DISAGREE, 1=STRONGLY DISAGREE)

| RANK | # FOR AVERAGE | AGREEMENT AVERAGE* | SD | ITEM NO. | ITEM TEXT |
|------|---------------|--------------------|------|----------|---|
| 1 | 183 | 3.89 | 1.05 | 7 | BECOME A MORE INDEPENDENT AND SELF-DIRECTED LEARNER. |
| 2 | 182 | 3.79 | 1.08 | 4 | BROADEN MY AWARENESS OF DIVERSITY AMONG PEOPLE, THEIR VALUES AND CULTURES. |
| 3 | 186 | 3.77 | 1.09 | 2 | DEVELOP AS A 'WHOLE PERSON.' |
| 4 | 186 | 3.73 | 1.05 | 1 | THINK ABOUT MY MAJOR IN THE CONTEXT OF A LARGER WORLD VIEW. |
| 5 | 185 | 3.71 | 1.01 | 6 | BUILD A FRAMEWORK TO ORGANIZE MY LEARNING WITHIN AND ACROSS AREAS OF STUDY. |
| 6 | 176 | 3.59 | 1.06 | 5 | INCREASE MY KNOWLEDGE OF THE EARTH AND ITS PHYSICAL AND BIOLOGICAL RESOURCES. |
| 7 | 181 | 3.49 | 1.15 | 3 | APPRECIATE GREAT WORKS OF LITERATURE, PHILOSOPHY, AND ART. |

ACT COLLEGE OUTCOMES SURVEY (COS) SUMMARY REPORT

08/23/11

PAGE 17

ROGERS STATE UNIVERSITY

CLAREMORE, OK

CODE 3420

SUMMARY FOR SECTION II: COLLEGE OUTCOMES

ITEM B: VIEWS OF REQUIRED COURSES OUTSIDE MAJOR - FREQUENCIES AND PERCENTAGES TOTAL SCANNED = 192

REQUIRED COURSES OUTSIDE MY AREA OF SPECIALIZATION HELPED ME ...

| ITEM NO | ITEM TEXT | | STRONGLY AGREE | AGREE | NEUTRAL | DISAGREE | STRONGLY DISAGREE | NOT APPLICABLE | BLANK |
|---------|---|---|----------------|-------|---------|----------|-------------------|----------------|-------|
| 1 | ... THINK ABOUT MY MAJOR IN THE CONTEXT OF A LARGER WORLD VIEW. | N | 44 | 78 | 45 | 8 | 11 | 1 | 5 |
| | | % | 22.9 | 40.6 | 23.4 | 4.2 | 5.7 | 0.5 | 2.6 |
| 2 | ... DEVELOP AS A "WHOLE PERSON." | N | 52 | 73 | 37 | 15 | 9 | 1 | 5 |
| | | % | 27.1 | 38.0 | 19.3 | 7.8 | 4.7 | 0.5 | 2.6 |
| 3 | ... APPRECIATE GREAT WORKS OF LITERATURE, PHILOSOPHY, AND ART. | N | 38 | 59 | 51 | 20 | 13 | 6 | 5 |
| | | % | 19.8 | 30.7 | 26.6 | 10.4 | 6.8 | 3.1 | 2.6 |
| 4 | ... BROADEN MY AWARENESS OF DIVERSITY AMONG PEOPLE, THEIR VALUES AND CULTURES. | N | 50 | 74 | 39 | 8 | 11 | 3 | 7 |
| | | % | 26.0 | 38.5 | 20.3 | 4.2 | 5.7 | 1.6 | 3.6 |
| 5 | ... INCREASE MY KNOWLEDGE OF THE EARTH AND ITS PHYSICAL AND BIOLOGICAL RESOURCES. | N | 35 | 66 | 52 | 13 | 10 | 10 | 6 |
| | | % | 18.2 | 34.4 | 27.1 | 6.8 | 5.2 | 5.2 | 3.1 |
| 6 | ... BUILD A FRAMEWORK TO ORGANIZE MY LEARNING WITHIN AND ACROSS AREAS OF STUDY. | N | 40 | 80 | 43 | 15 | 7 | 1 | 6 |
| | | % | 20.8 | 41.7 | 22.4 | 7.8 | 3.6 | 0.5 | 3.1 |
| 7 | ... BECOME A MORE INDEPENDENT AND SELF-DIRECTED LEARNER. | N | 58 | 74 | 31 | 13 | 7 | 4 | 5 |
| | | % | 30.2 | 38.5 | 16.1 | 6.8 | 3.6 | 2.1 | 2.6 |

ACT COLLEGE OUTCOMES SURVEY (COS) SUMMARY REPORT

08/23/11

PAGE 18

ROGERS STATE UNIVERSITY

CLAREMORE, OK

CODE 3420

SUMMARY FOR SECTION II: COLLEGE OUTCOMES

ITEM C: AGREEMENT WITH STATEMENTS ABOUT THIS COLLEGE - AGREEMENT AVERAGES RANK ORDERED

*** RANKED BY AGREEMENT ***

(5=STRONGLY AGREE, 4=AGREE, 3=NEUTRAL, 2=DISAGREE, 1=STRONGLY DISAGREE)

| RANK | # FOR AVERAGE | AGREEMENT AVERAGE* | SD | ITEM NO. | ITEM TEXT |
|------|---------------|--------------------|------|----------|---|
| 1 | 188 | 4.49 | 0.78 | 8 | I AM PROUD OF MY ACCOMPLISHMENTS AT THIS COLLEGE. |
| 2 | 187 | 4.30 | 0.90 | 5 | THIS COLLEGE IS EQUALLY SUPPORTIVE OF WOMEN AND MEN. |
| 3 | 188 | 4.29 | 0.84 | 1 | THIS COLLEGE HAS HELPED ME MEET THE GOALS I CAME HERE TO ACHIEVE. |
| 4 | 187 | 4.29 | 0.85 | 7 | THIS COLLEGE IS EQUALLY SUPPORTIVE OF ALL RACIAL/ETHNIC GROUPS. |
| 5 | 189 | 4.21 | 0.92 | 4 | I WOULD RECOMMEND THIS COLLEGE TO OTHERS. |
| 6 | 189 | 4.14 | 0.97 | 6 | MY EXPERIENCES HERE HAVE HELPED MOTIVATE ME TO MAKE SOMETHING OF MY LIFE. |
| 7 | 189 | 4.02 | 1.03 | 2 | IF CHOOSING A COLLEGE I WOULD CHOOSE THIS ONE. |
| 8 | 189 | 3.94 | 0.95 | 3 | MY EXPERIENCES HERE HAVE EQUIPPED ME TO DEAL WITH POSSIBLE CAREER CHANGES. |
| 9 | 188 | 3.87 | 1.19 | 9 | THIS COLLEGE WELCOMES AND USES FEEDBACK FROM STUDENTS TO IMPROVE THE COLLEGE. |

ACT COLLEGE OUTCOMES SURVEY (COS) SUMMARY REPORT

08/23/11

PAGE 19

ROGERS STATE UNIVERSITY

CLAREMORE, OK

CODE 3420

SUMMARY FOR SECTION II: COLLEGE OUTCOMES

ITEM C: AGREEMENT WITH STATEMENTS ABOUT THIS COLLEGE - FREQUENCIES AND PERCENTAGES TOTAL SCANNED = 192

| ITEM NO. | ITEM TEXT | | STRONGLY AGREE | AGREE | NEUTRAL | DISAGREE | STRONGLY DISAGREE | BLANK |
|----------|---|--------|----------------|------------|------------|-----------|-------------------|----------|
| 1 | THIS COLLEGE HAS HELPED ME MEET THE GOALS I CAME HERE TO ACHIEVE. | N % | 88 45.8 | 78 40.6 | 14 7.3 | 5 2.6 | 3 1.6 | 4 2.1 |
| 2 | IF CHOOSING A COLLEGE AGAIN, I WOULD CHOOSE THIS ONE. | N % | 72 37.5 | 72 37.5 | 27 14.1 | 12 6.2 | 6 3.1 | 3 1.6 |
| 3 | MY EXPERIENCES HERE HAVE EQUIPPED ME TO DEAL WITH POSSIBLE CAREER CHANGES. | N % | 62 32.3 | 70 36.5 | 44 22.9 | 10 5.2 | 3 1.6 | 3 1.6 |
| 4 | I WOULD RECOMMEND THIS COLLEGE TO OTHERS. | N % | 85 44.3 | 74 38.5 | 19 9.9 | 7 3.6 | 4 2.1 | 3 1.6 |
| 5 | THIS COLLEGE IS EQUALLY SUPPORTIVE OF WOMEN AND MEN. | N % | 98 51.0 | 58 30.2 | 23 12.0 | 5 2.6 | 3 1.6 | 5 2.6 |
| 6 | MY EXPERIENCES HERE HAVE HELPED MOTIVATE ME TO MAKE SOMETHING OF MY LIFE. | N % | 85 44.3 | 60 31.2 | 33 17.2 | 7 3.6 | 4 2.1 | 3 1.6 |
| 7 | THIS COLLEGE IS EQUALLY SUPPORTIVE OF ALL RACIAL/ETHNIC GROUPS. | N % | 94 49.0 | 61 31.8 | 25 13.0 | 6 3.1 | 1 0.5 | 5 2.6 |
| 8 | I AM PROUD OF MY ACCOMPLISHMENTS AT THIS COLLEGE. | N % | 118 61.5 | 52 27.1 | 13 6.8 | 3 1.6 | 2 1.0 | 4 2.1 |
| 9 | THIS COLLEGE WELCOMES AND USES FEEDBACK FROM STUDENTS TO IMPROVE THE COLLEGE. | N % | 72 37.5 | 57 29.7 | 34 17.7 | 12 6.2 | 13 6.8 | 4 2.1 |

ACT COLLEGE OUTCOMES SURVEY (COS) SUMMARY REPORT

08/23/11

PAGE 20

ROGERS STATE UNIVERSITY

CLAREMORE, OK

CODE 3420

SUMMARY FOR SECTION II: COLLEGE OUTCOMES

ITEM D: PERSONAL GROWTH AND COLLEGE CONTRIBUTION TOWARD ATTAINING OUTCOMES - PERSONAL GROWTH AVERAGES RANK ORDERED PAGE 1 OF 2

*** RANKED BY PERSONAL GROWTH ***

(5=VERY MUCH, 4=MUCH, 3=MODERATE [AVERAGE], 2=LITTLE, 1=NONE)

| PERSONAL GROWTH SINCE ENTERING THIS COLLEGE | | | | | | | | | COLLEGE CONTRIBUTION | | |
|---|---------------|------|------|----------|--|------|------|---------------|----------------------|--|--|
| RANK | # FOR AVERAGE | AVG* | SD | ITEM NO. | ITEM TEXT | RANK | AVG* | # FOR AVERAGE | | | |
| 1 | 182 | 4.14 | 0.89 | 25 | BECOMING ACADEMICALLY COMPETENT | 2 | 4.07 | 181 | | | |
| 2 | 182 | 4.13 | 0.92 | 36 | ACQUIRING A WELL-ROUNDED GENERAL EDUCATION | 1 | 4.09 | 181 | | | |
| 3 | 178 | 4.12 | 1.01 | 17 | TAKING RESPONSIBILITY FOR MY OWN BEHAVIOR | 14 | 3.57 | 173 | | | |
| 4 | 176 | 4.10 | 0.90 | 34 | IMPROVING MY ABILITY TO STAY WITH PROJECTS UNTIL THEY ARE FINISHED | 8 | 3.73 | 178 | | | |
| 5 | 178 | 4.07 | 1.05 | 18 | LEARNING HOW TO BECOME A MORE RESPONSIBLE FAMILY MEMBER | 30 | 3.29 | 170 | | | |
| 6 | 179 | 4.05 | 1.00 | 31 | DEVELOPING SELF-CONFIDENCE | 15 | 3.56 | 179 | | | |
| 7 | 180 | 4.04 | 0.99 | 27 | INCREASING MY INTELLECTUAL CURIOSITY | 3 | 3.87 | 177 | | | |
| 8 | 180 | 4.03 | 1.05 | 28 | SETTING LONG-TERM OR 'LIFE' GOALS | 11 | 3.62 | 180 | | | |
| 9 | 180 | 4.01 | 0.99 | 6 | DEVELOPING LEADERSHIP SKILLS | 5 | 3.80 | 181 | | | |
| 10 | 181 | 4.01 | 1.01 | 5 | PREPARING TO COPE WITH CHANGES (E.G., IN CAREER, RELATIONSHIPS, LIFESTYLE) | 18 | 3.54 | 182 | | | |
| 11 | 179 | 4.00 | 0.89 | 4 | IMPROVING MY ABILITY TO RELATE TO OTHERS | 6 | 3.77 | 180 | | | |
| 12 | 178 | 3.98 | 0.99 | 19 | CLARIFYING MY PERSONAL VALUES | 27 | 3.44 | 174 | | | |
| 13 | 174 | 3.97 | 0.98 | 24 | ACQUIRING APPROPRIATE SOCIAL SKILLS FOR USE IN VARIOUS SITUATIONS | 12 | 3.62 | 173 | | | |
| 14 | 180 | 3.96 | 1.00 | 20 | DEVELOPING A SENSE OF PURPOSE, VALUE, AND MEANING FOR MY LIFE | 24 | 3.47 | 178 | | | |
| 15 | 173 | 3.95 | 1.01 | 26 | DEVELOPING PRODUCTIVE WORK RELATIONSHIPS WITH BOTH MEN AND WOMEN | 23 | 3.48 | 171 | | | |
| 16 | 180 | 3.94 | 0.99 | 32 | BECOMING MORE WILLING TO CHANGE AND LEARN NEW THINGS | 9 | 3.71 | 180 | | | |
| 17 | 178 | 3.92 | 0.98 | 30 | UNDERSTANDING MYSELF, MY TALENTS, AND MY INTERESTS | 13 | 3.58 | 177 | | | |
| 18 | 182 | 3.91 | 0.93 | 2 | BECOMING MORE WILLING TO CONSIDER OPPOSING POINTS OF VIEW | 4 | 3.82 | 182 | | | |

ACT COLLEGE OUTCOMES SURVEY (COS) SUMMARY REPORT

08/23/11

PAGE 21

ROGERS STATE UNIVERSITY

CLAREMORE, OK

CODE 3420

SUMMARY FOR SECTION II: COLLEGE OUTCOMES

ITEM D: PERSONAL GROWTH AND COLLEGE CONTRIBUTION TOWARD ATTAINING OUTCOMES - PERSONAL GROWTH AVERAGES RANK ORDERED

PAGE 2 OF 2

*** RANKED BY PERSONAL GROWTH ***

(5=VERY MUCH, 4=MUCH, 3=MODERATE [AVERAGE], 2=LITTLE, 1=NONE)

| PERSONAL GROWTH SINCE ENTERING THIS COLLEGE | | | | | | | | | COLLEGE CONTRIBUTION | | |
|---|---------------|------|------|----------|---|------|------|---------------|----------------------|--|--|
| RANK | # FOR AVERAGE | AVG* | SD | ITEM NO. | ITEM TEXT | RANK | AVG* | # FOR AVERAGE | | | |
| 19 | 175 | 3.90 | 0.98 | 9 | SEEKING AND CONVEYING THE SPIRIT OF TRUTH | 28 | 3.41 | 175 | | | |
| 20 | 179 | 3.89 | 0.95 | 8 | LEARNING TO BE ADAPTABLE, TOLERANT, AND WILLING TO NEGOTIATE | 10 | 3.62 | 180 | | | |
| 21 | 179 | 3.88 | 0.96 | 22 | DEALING FAIRLY WITH A WIDE RANGE OF PEOPLE | 16 | 3.56 | 179 | | | |
| 22 | 181 | 3.87 | 0.90 | 1 | BECOMING AN EFFECTIVE TEAM OR GROUP MEMBER | 7 | 3.73 | 182 | | | |
| 23 | 176 | 3.86 | 0.93 | 29 | CONSTRUCTIVELY EXPRESSING BOTH EMOTIONS AND IDEAS | 22 | 3.49 | 177 | | | |
| 24 | 175 | 3.85 | 1.03 | 21 | LEARNING HOW TO MANAGE FINANCES (PERSONAL, FAMILY, OR BUSINESS) | 33 | 3.18 | 170 | | | |
| 25 | 180 | 3.81 | 0.98 | 3 | INTERACTING WELL WITH PEOPLE FROM CULTURES OTHER THAN MY OWN | 21 | 3.51 | 180 | | | |
| 26 | 175 | 3.79 | 1.04 | 10 | BECOMING MORE AWARE OF GLOBAL AND INTERNATIONAL ISSUES/EVENTS | 20 | 3.51 | 178 | | | |
| 27 | 178 | 3.75 | 1.10 | 23 | DEVELOPING MORAL PRINCIPLES TO GUIDE MY ACTIONS AND DECISIONS | 29 | 3.31 | 175 | | | |
| 28 | 176 | 3.71 | 1.08 | 15 | BECOMING SENSITIVE TO MORAL INJUSTICES AND WAYS OF AVOIDING/CORRECTING THEM | 19 | 3.54 | 175 | | | |
| 29 | 178 | 3.71 | 1.09 | 14 | RECOGNIZING MY RIGHTS, RESPONSIBILITIES, AND PRIVILEGES AS A CITIZEN | 25 | 3.45 | 176 | | | |
| 30 | 171 | 3.68 | 1.06 | 35 | BECOMING A MORE EFFECTIVE MEMBER IN A MULTI-CULTURAL SOCIETY | 26 | 3.44 | 172 | | | |
| 31 | 175 | 3.58 | 1.14 | 16 | UNDERSTANDING RELIGIOUS VALUES THAT DIFFER FROM MY OWN | 31 | 3.24 | 174 | | | |
| 32 | 175 | 3.57 | 1.15 | 13 | GAINING INSIGHT INTO HUMAN NATURE THROUGH LITERATURE, HISTORY, AND THE ARTS | 17 | 3.56 | 174 | | | |
| 33 | 180 | 3.50 | 1.14 | 12 | BECOMING MORE AWARE OF LOCAL AND NATIONAL POLITICAL/SOCIAL ISSUES | 32 | 3.21 | 179 | | | |
| 34 | 166 | 3.49 | 1.19 | 11 | PREPARING MYSELF TO PARTICIPATE EFFECTIVELY IN THE ELECTORAL PROCESS | 34 | 3.09 | 167 | | | |
| 35 | 169 | 3.49 | 1.22 | 7 | ACTIVELY PARTICIPATING IN VOLUNTEER WORK TO SUPPORT WORTHWHILE CAUSES | 35 | 3.07 | 169 | | | |
| 36 | 160 | 3.48 | 1.28 | 33 | DEVELOPING MY RELIGIOUS VALUES | 36 | 2.73 | 156 | | | |

ACT COLLEGE OUTCOMES SURVEY (COS) SUMMARY REPORT

08/23/11

PAGE 22

ROGERS STATE UNIVERSITY

CLAREMORE, OK

CODE 3420

SUMMARY FOR SECTION II: COLLEGE OUTCOMES

ITEM D: PERSONAL GROWTH TOWARD ATTAINING OUTCOMES - FREQUENCIES AND PERCENTAGES TOTAL SCANNED = 192 PAGE 1 OF 3

| ITEM NO. | ITEM TEXT | | VERY MUCH | MUCH | MODERATE (AVERAGE) | LITTLE | NONE | NOT GOAL OF MINE | BLANK |
|----------|--|---|-----------|------|--------------------|--------|------|------------------|-------|
| 1 | BECOMING AN EFFECTIVE TEAM OR GROUP MEMBER | N | 52 | 64 | 56 | 8 | 1 | 6 | 5 |
| | | % | 27.1 | 33.3 | 29.2 | 4.2 | 0.5 | 3.1 | 2.6 |
| 2 | BECOMING MORE WILLING TO CONSIDER OPPOSING POINTS OF VIEW | N | 58 | 61 | 54 | 7 | 2 | 4 | 6 |
| | | % | 30.2 | 31.8 | 28.1 | 3.6 | 1.0 | 2.1 | 3.1 |
| 3 | INTERACTING WELL WITH PEOPLE FROM CULTURES OTHER THAN MY OWN | N | 53 | 55 | 59 | 10 | 3 | 6 | 6 |
| | | % | 27.6 | 28.6 | 30.7 | 5.2 | 1.6 | 3.1 | 3.1 |
| 4 | IMPROVING MY ABILITY TO RELATE TO OTHERS | N | 59 | 70 | 44 | 3 | 3 | 7 | 6 |
| | | % | 30.7 | 36.5 | 22.9 | 1.6 | 1.6 | 3.6 | 3.1 |
| 5 | PREPARING TO COPE WITH CHANGES (E.G., IN CAREER, RELATIONSHIPS, LIFESTYLE) | N | 70 | 60 | 40 | 5 | 6 | 4 | 7 |
| | | % | 36.5 | 31.2 | 20.8 | 2.6 | 3.1 | 2.1 | 3.6 |
| 6 | DEVELOPING LEADERSHIP SKILLS | N | 69 | 62 | 33 | 14 | 2 | 6 | 6 |
| | | % | 35.9 | 32.3 | 17.2 | 7.3 | 1.0 | 3.1 | 3.1 |
| 7 | ACTIVELY PARTICIPATING IN VOLUNTEER WORK TO SUPPORT WORTHWHILE CAUSES | N | 43 | 47 | 40 | 28 | 11 | 17 | 6 |
| | | % | 22.4 | 24.5 | 20.8 | 14.6 | 5.7 | 8.9 | 3.1 |
| 8 | LEARNING TO BE ADAPTABLE, TOLERANT, AND WILLING TO NEGOTIATE | N | 55 | 64 | 49 | 8 | 3 | 7 | 6 |
| | | % | 28.6 | 33.3 | 25.5 | 4.2 | 1.6 | 3.6 | 3.1 |
| 9 | SEEKING AND CONVEYING THE SPIRIT OF TRUTH | N | 60 | 51 | 55 | 5 | 4 | 10 | 7 |
| | | % | 31.2 | 26.6 | 28.6 | 2.6 | 2.1 | 5.2 | 3.6 |
| 10 | BECOMING MORE AWARE OF GLOBAL AND INTERNATIONAL ISSUES AND EVENTS | N | 51 | 60 | 45 | 14 | 5 | 11 | 6 |
| | | % | 26.6 | 31.2 | 23.4 | 7.3 | 2.6 | 5.7 | 3.1 |
| 11 | PREPARING MYSELF TO PARTICIPATE EFFECTIVELY IN THE ELECTORAL PROCESS | N | 41 | 43 | 52 | 17 | 13 | 20 | 6 |
| | | % | 21.4 | 22.4 | 27.1 | 8.9 | 6.8 | 10.4 | 3.1 |
| 12 | BECOMING MORE AWARE OF LOCAL AND NATIONAL POLITICAL AND SOCIAL ISSUES | N | 40 | 53 | 55 | 21 | 11 | 7 | 5 |
| | | % | 20.8 | 27.6 | 28.6 | 10.9 | 5.7 | 3.6 | 2.6 |

ACT COLLEGE OUTCOMES SURVEY (COS) SUMMARY REPORT

08/23/11

PAGE 23

ROGERS STATE UNIVERSITY

CLAREMORE, OK

CODE 3420

SUMMARY FOR SECTION II: COLLEGE OUTCOMES

ITEM D: PERSONAL GROWTH TOWARD ATTAINING OUTCOMES - FREQUENCIES AND PERCENTAGES TOTAL SCANNED = 192 PAGE 2 OF 3

| ITEM NO. | ITEM TEXT | | VERY MUCH | MUCH | MODERATE (AVERAGE) | LITTLE | NONE | NOT GOAL OF MINE | BLANK |
|----------|--|---|-----------|------|--------------------|--------|------|------------------|-------|
| 13 | GAINING INSIGHT INTO HUMAN NATURE THROUGH LITERATURE, HISTORY, AND THE ARTS | N | 43 | 54 | 47 | 21 | 10 | 12 | 5 |
| | | % | 22.4 | 28.1 | 24.5 | 10.9 | 5.2 | 6.2 | 2.6 |
| 14 | RECOGNIZING MY RIGHTS, RESPONSIBILITIES, AND PRIVILEGES AS A CITIZEN | N | 53 | 51 | 47 | 23 | 4 | 9 | 5 |
| | | % | 27.6 | 26.6 | 24.5 | 12.0 | 2.1 | 4.7 | 2.6 |
| 15 | BECOMING SENSITIVE TO MORAL INJUSTICES AND WAYS OF AVOIDING OR CORRECTING THEM | N | 48 | 59 | 46 | 16 | 7 | 11 | 5 |
| | | % | 25.0 | 30.7 | 24.0 | 8.3 | 3.6 | 5.7 | 2.6 |
| 16 | UNDERSTANDING RELIGIOUS VALUES THAT DIFFER FROM MY OWN | N | 46 | 48 | 50 | 23 | 8 | 11 | 6 |
| | | % | 24.0 | 25.0 | 26.0 | 12.0 | 4.2 | 5.7 | 3.1 |
| 17 | TAKING RESPONSIBILITY FOR MY OWN BEHAVIOR | N | 81 | 55 | 31 | 5 | 6 | 9 | 5 |
| | | % | 42.2 | 28.6 | 16.1 | 2.6 | 3.1 | 4.7 | 2.6 |
| 18 | LEARNING HOW TO BECOME A MORE RESPONSIBLE FAMILY MEMBER | N | 80 | 50 | 35 | 7 | 6 | 9 | 5 |
| | | % | 41.7 | 26.0 | 18.2 | 3.6 | 3.1 | 4.7 | 2.6 |
| 19 | CLARIFYING MY PERSONAL VALUES | N | 65 | 61 | 41 | 6 | 5 | 8 | 6 |
| | | % | 33.9 | 31.8 | 21.4 | 3.1 | 2.6 | 4.2 | 3.1 |
| 20 | DEVELOPING A SENSE OF PURPOSE, VALUE, AND MEANING FOR MY LIFE | N | 63 | 66 | 36 | 11 | 4 | 6 | 6 |
| | | % | 32.8 | 34.4 | 18.8 | 5.7 | 2.1 | 3.1 | 3.1 |
| 21 | LEARNING HOW TO MANAGE FINANCES (PERSONAL, FAMILY, OR BUSINESS) | N | 57 | 56 | 45 | 13 | 4 | 11 | 6 |
| | | % | 29.7 | 29.2 | 23.4 | 6.8 | 2.1 | 5.7 | 3.1 |
| 22 | DEALING FAIRLY WITH A WIDE RANGE OF PEOPLE | N | 54 | 66 | 46 | 10 | 3 | 7 | 6 |
| | | % | 28.1 | 34.4 | 24.0 | 5.2 | 1.6 | 3.6 | 3.1 |
| 23 | DEVELOPING MORAL PRINCIPLES TO GUIDE MY ACTIONS AND DECISIONS | N | 56 | 51 | 49 | 15 | 7 | 8 | 6 |
| | | % | 29.2 | 26.6 | 25.5 | 7.8 | 3.6 | 4.2 | 3.1 |
| 24 | ACQUIRING APPROPRIATE SOCIAL SKILLS FOR USE IN VARIOUS SITUATIONS | N | 60 | 65 | 36 | 9 | 4 | 11 | 7 |
| | | % | 31.2 | 33.9 | 18.8 | 4.7 | 2.1 | 5.7 | 3.6 |

ACT COLLEGE OUTCOMES SURVEY (COS) SUMMARY REPORT

08/23/11

PAGE 24

ROGERS STATE UNIVERSITY

CLAREMORE, OK

CODE 3420

SUMMARY FOR SECTION II: COLLEGE OUTCOMES

ITEM D: PERSONAL GROWTH TOWARD ATTAINING OUTCOMES - FREQUENCIES AND PERCENTAGES TOTAL SCANNED = 192 PAGE 3 OF 3

| ITEM NO. | ITEM TEXT | | VERY MUCH | MUCH | MODERATE (AVERAGE) | LITTLE | NONE | NOT GOAL OF MINE | BLANK |
|----------|--|---|-----------|------|--------------------|--------|------|------------------|-------|
| 25 | BECOMING ACADEMICALLY COMPETENT | N | 75 | 65 | 37 | 2 | 3 | 4 | 6 |
| | | % | 39.1 | 33.9 | 19.3 | 1.0 | 1.6 | 2.1 | 3.1 |
| 26 | DEVELOPING PRODUCTIVE WORK RELATIONSHIPS WITH BOTH MEN AND WOMEN | N | 61 | 59 | 44 | 2 | 7 | 13 | 6 |
| | | % | 31.8 | 30.7 | 22.9 | 1.0 | 3.6 | 6.8 | 3.1 |
| 27 | INCREASING MY INTELLECTUAL CURIOSITY | N | 70 | 65 | 33 | 7 | 5 | 6 | 6 |
| | | % | 36.5 | 33.9 | 17.2 | 3.6 | 2.6 | 3.1 | 3.1 |
| 28 | SETTING LONG-TERM OR "LIFE" GOALS | N | 75 | 58 | 31 | 10 | 6 | 6 | 6 |
| | | % | 39.1 | 30.2 | 16.1 | 5.2 | 3.1 | 3.1 | 3.1 |
| 29 | CONSTRUCTIVELY EXPRESSING BOTH EMOTIONS AND IDEAS | N | 49 | 66 | 51 | 7 | 3 | 10 | 6 |
| | | % | 25.5 | 34.4 | 26.6 | 3.6 | 1.6 | 5.2 | 3.1 |
| 30 | UNDERSTANDING MYSELF, MY TALENTS, AND MY INTERESTS | N | 59 | 63 | 42 | 11 | 3 | 7 | 7 |
| | | % | 30.7 | 32.8 | 21.9 | 5.7 | 1.6 | 3.6 | 3.6 |
| 31 | DEVELOPING SELF-CONFIDENCE | N | 71 | 64 | 31 | 8 | 5 | 7 | 6 |
| | | % | 37.0 | 33.3 | 16.1 | 4.2 | 2.6 | 3.6 | 3.1 |
| 32 | BECOMING MORE WILLING TO CHANGE AND LEARN NEW THINGS | N | 61 | 66 | 40 | 8 | 5 | 6 | 6 |
| | | % | 31.8 | 34.4 | 20.8 | 4.2 | 2.6 | 3.1 | 3.1 |
| 33 | DEVELOPING MY RELIGIOUS VALUES | N | 45 | 39 | 38 | 24 | 14 | 24 | 8 |
| | | % | 23.4 | 20.3 | 19.8 | 12.5 | 7.3 | 12.5 | 4.2 |
| 34 | IMPROVING MY ABILITY TO STAY WITH PROJECTS UNTIL THEY ARE FINISHED | N | 68 | 68 | 31 | 7 | 2 | 8 | 8 |
| | | % | 35.4 | 35.4 | 16.1 | 3.6 | 1.0 | 4.2 | 4.2 |
| 35 | BECOMING A MORE EFFECTIVE MEMBER IN A MULTI-CULTURAL SOCIETY | N | 45 | 53 | 52 | 15 | 6 | 14 | 7 |
| | | % | 23.4 | 27.6 | 27.1 | 7.8 | 3.1 | 7.3 | 3.6 |
| 36 | ACQUIRING A WELL-ROUNDED GENERAL EDUCATION | N | 78 | 58 | 40 | 3 | 3 | 4 | 6 |
| | | % | 40.6 | 30.2 | 20.8 | 1.6 | 1.6 | 2.1 | 3.1 |

ACT COLLEGE OUTCOMES SURVEY (COS) SUMMARY REPORT

08/23/11

PAGE 25

ROGERS STATE UNIVERSITY

CLAREMORE, OK

CODE 3420

SUMMARY FOR SECTION II: COLLEGE OUTCOMES

ITEM D: PERSONAL GROWTH AND COLLEGE CONTRIBUTION TOWARD ATTAINING OUTCOMES - COLLEGE CONTRIBUTION AVERAGES RANK ORDERED PAGE 1 OF 2

*** RANKED BY COLLEGE CONTRIBUTION ***

(5=VERY GREAT, 4=GREAT, 3=MODERATE [AVERAGE], 2=LITTLE, 1=NONE)

| PERSONAL GROWTH SINCE ENTERING THIS COLLEGE | | | | | COLLEGE CONTRIBUTION | | | |
|---|------|---------------|----------|--|----------------------|---------------|------|------|
| RANK | AVG* | # FOR AVERAGE | ITEM NO. | ITEM TEXT | RANK | # FOR AVERAGE | AVG* | SD |
| 2 | 4.13 | 182 | 36 | ACQUIRING A WELL-ROUNDED GENERAL EDUCATION | 1 | 181 | 4.09 | 0.98 |
| 1 | 4.14 | 182 | 25 | BECOMING ACADEMICALLY COMPETENT | 2 | 181 | 4.07 | 0.93 |
| 7 | 4.04 | 180 | 27 | INCREASING MY INTELLECTUAL CURIOSITY | 3 | 177 | 3.87 | 1.06 |
| 18 | 3.91 | 182 | 2 | BECOMING MORE WILLING TO CONSIDER OPPOSING POINTS OF VIEW | 4 | 182 | 3.82 | 0.95 |
| 9 | 4.01 | 180 | 6 | DEVELOPING LEADERSHIP SKILLS | 5 | 181 | 3.80 | 1.03 |
| 11 | 4.00 | 179 | 4 | IMPROVING MY ABILITY TO RELATE TO OTHERS | 6 | 180 | 3.77 | 1.01 |
| 22 | 3.87 | 181 | 1 | BECOMING AN EFFECTIVE TEAM OR GROUP MEMBER | 7 | 182 | 3.73 | 0.99 |
| 4 | 4.10 | 176 | 34 | IMPROVING MY ABILITY TO STAY WITH PROJECTS UNTIL THEY ARE FINISHED | 8 | 178 | 3.73 | 1.07 |
| 16 | 3.94 | 180 | 32 | BECOMING MORE WILLING TO CHANGE AND LEARN NEW THINGS | 9 | 180 | 3.71 | 1.12 |
| 20 | 3.89 | 179 | 8 | LEARNING TO BE ADAPTABLE, TOLERANT, AND WILLING TO NEGOTIATE | 10 | 180 | 3.62 | 1.07 |
| 8 | 4.03 | 180 | 28 | SETTING LONG-TERM OR 'LIFE' GOALS | 11 | 180 | 3.62 | 1.14 |
| 13 | 3.97 | 174 | 24 | ACQUIRING APPROPRIATE SOCIAL SKILLS FOR USE IN VARIOUS SITUATIONS | 12 | 173 | 3.62 | 1.10 |
| 17 | 3.92 | 178 | 30 | UNDERSTANDING MYSELF, MY TALENTS, AND MY INTERESTS | 13 | 177 | 3.58 | 1.13 |
| 3 | 4.12 | 178 | 17 | TAKING RESPONSIBILITY FOR MY OWN BEHAVIOR | 14 | 173 | 3.57 | 1.18 |
| 6 | 4.05 | 179 | 31 | DEVELOPING SELF-CONFIDENCE | 15 | 179 | 3.56 | 1.17 |
| 21 | 3.88 | 179 | 22 | DEALING FAIRLY WITH A WIDE RANGE OF PEOPLE | 16 | 179 | 3.56 | 1.16 |
| 32 | 3.57 | 175 | 13 | GAINING INSIGHT INTO HUMAN NATURE THROUGH LITERATURE, HISTORY AND THE ARTS | 17 | 174 | 3.56 | 1.17 |
| 10 | 4.01 | 181 | 5 | PREPARING TO COPE WITH CHANGES (E.G., IN CAREER, RELATIONSHIPS, LIFESTYLE) | 18 | 182 | 3.54 | 1.14 |

ACT COLLEGE OUTCOMES SURVEY (COS) SUMMARY REPORT

08/23/11

PAGE 26

ROGERS STATE UNIVERSITY

CLAREMORE, OK

CODE 3420

SUMMARY FOR SECTION II: COLLEGE OUTCOMES

ITEM D: PERSONAL GROWTH AND COLLEGE CONTRIBUTION TOWARD ATTAINING OUTCOMES - COLLEGE CONTRIBUTION AVERAGES RANK ORDERED PAGE 2 OF 2

*** RANKED BY COLLEGE CONTRIBUTION ***

(5=VERY GREAT, 4=GREAT, 3=MODERATE [AVERAGE], 2=LITTLE, 1=NONE)

| PERSONAL GROWTH SINCE ENTERING THIS COLLEGE | | | | | COLLEGE CONTRIBUTION | | | |
|---|------|---------------|----------|---|----------------------|---------------|------|------|
| RANK | AVG* | # FOR AVERAGE | ITEM NO. | ITEM TEXT | RANK | # FOR AVERAGE | AVG* | SD |
| 28 | 3.71 | 176 | 15 | BECOMING SENSITIVE TO MORAL INJUSTICES AND WAYS OF AVOIDING/CORRECTING THEM | 19 | 175 | 3.54 | 1.16 |
| 26 | 3.79 | 175 | 10 | BECOMING MORE AWARE OF GLOBAL AND INTERNATIONAL ISSUES AND EVENTS | 20 | 178 | 3.51 | 1.13 |
| 25 | 3.81 | 180 | 3 | INTERACTING WELL WITH PEOPLE FROM CULTURES OTHER THAN MY OWN | 21 | 180 | 3.51 | 1.10 |
| 23 | 3.86 | 176 | 29 | CONSTRUCTIVELY EXPRESSING BOTH EMOTIONS AND IDEAS | 22 | 177 | 3.49 | 1.14 |
| 15 | 3.95 | 173 | 26 | DEVELOPING PRODUCTING WORK RELATIONSHIPS WITH BOTH MEN AND WOMEN | 23 | 171 | 3.48 | 1.15 |
| 14 | 3.96 | 180 | 20 | DEVELOPING A SENSE OF PURPOSE, VALUE, AND MEANING FOR MY LIFE | 24 | 178 | 3.47 | 1.20 |
| 29 | 3.71 | 178 | 14 | RECOGNIZING MY RIGHTS, RESPONSIBILITIES, AND PRIVILEGES AS A CITIZEN | 25 | 176 | 3.45 | 1.23 |
| 30 | 3.68 | 171 | 35 | BECOMING AMORE EFFECTIVE MEMBER IN A MULTI-CULTURAL SOCIETY | 26 | 172 | 3.44 | 1.14 |
| 12 | 3.98 | 178 | 19 | CLARIFYING MY PERSONAL VALUES | 27 | 174 | 3.44 | 1.21 |
| 19 | 3.90 | 175 | 9 | SEEKING AND CONVEYING THE SPIRIT OF TRUTH | 28 | 175 | 3.41 | 1.17 |
| 27 | 3.75 | 178 | 23 | DEVELOPING MORE PRINCIPLES TO GUIDE MY ACTIONS AND DECISIONS | 29 | 175 | 3.31 | 1.26 |
| 5 | 4.07 | 178 | 18 | LEARNING HOW TO BECOME A MORE RESPONSIBLE FAMILY MEMBER | 30 | 170 | 3.29 | 1.28 |
| 31 | 3.58 | 175 | 16 | UNDERSTANDING RELIGIOUS VALUES THAT DIFFER FROM MY OWN | 31 | 174 | 3.24 | 1.36 |
| 33 | 3.50 | 180 | 12 | BECOMING MORE AWARE OF LOCAL AND NATIONAL POLITICAL AND SOCIAL ISSUES | 32 | 179 | 3.21 | 1.30 |
| 24 | 3.85 | 175 | 21 | LEARNING HOW TO MANAGE FINANCES (PERSONAL, FAMILY, OR BUSINESS) | 33 | 170 | 3.18 | 1.24 |
| 34 | 3.49 | 166 | 11 | PREPARING MYSELF TO PARTICIPATE EFFECTIVELY IN THE ELECTORAL PROCESS | 34 | 167 | 3.09 | 1.30 |
| 35 | 3.49 | 169 | 7 | ACTIVELY PARTICIPATING IN VOLUNTEER WORK TO SUPPORT WORTHWHILE CAUSES | 35 | 169 | 3.07 | 1.30 |
| 36 | 3.48 | 160 | 33 | DEVELOPING MY RELIGIOUS VALUES | 36 | 156 | 2.73 | 1.37 |

ACT COLLEGE OUTCOMES SURVEY (COS) SUMMARY REPORT

08/23/11

PAGE 27

ROGERS STATE UNIVERSITY

CLAREMORE, OK

CODE 3420

SUMMARY FOR SECTION II: COLLEGE OUTCOMES

ITEM D: COLLEGE CONTRIBUTION TOWARD ATTAINING OUTCOMES - FREQUENCIES AND PERCENTAGES TOTAL SCANNED = 192 PAGE 1 OF 3

| ITEM NO. | ITEM TEXT | | VERY GREAT | GREAT | MODERATE (AVERAGE) | LITTLE | NONE | NOT APPLICABLE | BLANK |
|----------|--|---|------------|-------|--------------------|--------|------|----------------|-------|
| 1 | BECOMING AN EFFECTIVE TEAM OR GROUP MEMBER | N | 47 | 62 | 51 | 21 | 1 | 4 | 6 |
| | | % | 24.5 | 32.3 | 26.6 | 10.9 | 0.5 | 2.1 | 3.1 |
| 2 | BECOMING MORE WILLING TO CONSIDER OPPOSING POINTS OF VIEW | N | 53 | 58 | 57 | 13 | 1 | 4 | 6 |
| | | % | 27.6 | 30.2 | 29.7 | 6.8 | 0.5 | 2.1 | 3.1 |
| 3 | INTERACTING WELL WITH PEOPLE FROM CULTURES OTHER THAN MY OWN | N | 41 | 50 | 53 | 31 | 5 | 6 | 6 |
| | | % | 21.4 | 26.0 | 27.6 | 16.1 | 2.6 | 3.1 | 3.1 |
| 4 | IMPROVING MY ABILITY TO RELATE TO OTHERS | N | 50 | 61 | 49 | 17 | 3 | 5 | 7 |
| | | % | 26.0 | 31.8 | 25.5 | 8.9 | 1.6 | 2.6 | 3.6 |
| 5 | PREPARING TO COPE WITH CHANGES (E.G., IN CAREER, RELATIONSHIPS, LIFESTYLE) | N | 45 | 52 | 50 | 27 | 8 | 4 | 6 |
| | | % | 23.4 | 27.1 | 26.0 | 14.1 | 4.2 | 2.1 | 3.1 |
| 6 | DEVELOPING LEADERSHIP SKILLS | N | 53 | 63 | 44 | 17 | 4 | 5 | 6 |
| | | % | 27.6 | 32.8 | 22.9 | 8.9 | 2.1 | 2.6 | 3.1 |
| 7 | ACTIVELY PARTICIPATING IN VOLUNTEER WORK TO SUPPORT WORTHWHILE CAUSES | N | 27 | 41 | 46 | 27 | 28 | 17 | 6 |
| | | % | 14.1 | 21.4 | 24.0 | 14.1 | 14.6 | 8.9 | 3.1 |
| 8 | LEARNING TO BE ADAPTABLE, TOLERANT, AND WILLING TO NEGOTIATE | N | 43 | 59 | 51 | 21 | 6 | 6 | 6 |
| | | % | 22.4 | 30.7 | 26.6 | 10.9 | 3.1 | 3.1 | 3.1 |
| 9 | SEEKING AND CONVEYING THE SPIRIT OF TRUTH | N | 36 | 47 | 59 | 18 | 15 | 10 | 7 |
| | | % | 18.8 | 24.5 | 30.7 | 9.4 | 7.8 | 5.2 | 3.6 |
| 10 | BECOMING MORE AWARE OF GLOBAL AND INTERNATIONAL ISSUES AND EVENTS | N | 41 | 51 | 53 | 24 | 9 | 8 | 6 |
| | | % | 21.4 | 26.6 | 27.6 | 12.5 | 4.7 | 4.2 | 3.1 |
| 11 | PREPARING MYSELF TO PARTICIPATE EFFECTIVELY IN THE ELECTORAL PROCESS | N | 30 | 35 | 46 | 32 | 24 | 19 | 6 |
| | | % | 15.6 | 18.2 | 24.0 | 16.7 | 12.5 | 9.9 | 3.1 |
| 12 | BECOMING MORE AWARE OF LOCAL AND NATIONAL POLITICAL AND SOCIAL ISSUES | N | 37 | 41 | 46 | 33 | 22 | 7 | 6 |
| | | % | 19.3 | 21.4 | 24.0 | 17.2 | 11.5 | 3.6 | 3.1 |

ACT COLLEGE OUTCOMES SURVEY (COS) SUMMARY REPORT

08/23/11

PAGE 28

ROGERS STATE UNIVERSITY

CLAREMORE, OK

CODE 3420

SUMMARY FOR SECTION II: COLLEGE OUTCOMES

ITEM D: COLLEGE CONTRIBUTION TOWARD ATTAINING OUTCOMES - FREQUENCIES AND PERCENTAGES TOTAL SCANNED = 192 PAGE 2 OF 3

| ITEM NO. | ITEM TEXT | | VERY GREAT | GREAT | MODERATE (AVERAGE) | LITTLE | NONE | NOT APPLICABLE | BLANK |
|----------|--|--------|------------|------------|--------------------|------------|------------|----------------|----------|
| 13 | GAINING INSIGHT INTO HUMAN NATURE THROUGH LITERATURE, HISTORY, AND THE ARTS | N % | 49 25.5 | 39 20.3 | 54 28.1 | 24 12.5 | 8 4.2 | 11 5.7 | 7 3.6 |
| 14 | RECOGNIZING MY RIGHTS, RESPONSIBILITIES, AND PRIVILEGES AS A CITIZEN | N % | 48 25.0 | 36 18.8 | 52 27.1 | 28 14.6 | 12 6.2 | 10 5.2 | 6 3.1 |
| 15 | BECOMING SENSITIVE TO MORAL INJUSTICES AND WAYS OF AVOIDING OR CORRECTING THEM | N % | 43 22.4 | 50 26.0 | 51 26.6 | 20 10.4 | 11 5.7 | 11 5.7 | 6 3.1 |
| 16 | UNDERSTANDING RELIGIOUS VALUES THAT DIFFER FROM MY OWN | N % | 40 20.8 | 39 20.3 | 45 23.4 | 22 11.5 | 28 14.6 | 12 6.2 | 6 3.1 |
| 17 | TAKING RESPONSIBILITY FOR MY OWN BEHAVIOR | N % | 46 24.0 | 50 26.0 | 43 22.4 | 24 12.5 | 10 5.2 | 13 6.8 | 6 3.1 |
| 18 | LEARNING HOW TO BECOME A MORE RESPONSIBLE FAMILY MEMBER | N % | 37 19.3 | 39 20.3 | 51 26.6 | 22 11.5 | 21 10.9 | 16 8.3 | 6 3.1 |
| 19 | CLARIFYING MY PERSONAL VALUES | N % | 41 21.4 | 44 22.9 | 53 27.6 | 22 11.5 | 14 7.3 | 10 5.2 | 8 4.2 |
| 20 | DEVELOPING A SENSE OF PURPOSE, VALUE, AND MEANING FOR MY LIFE | N % | 42 21.9 | 49 25.5 | 53 27.6 | 19 9.9 | 15 7.8 | 7 3.6 | 7 3.6 |
| 21 | LEARNING HOW TO MANAGE FINANCES (PERSONAL, FAMILY, OR BUSINESS) | N % | 28 14.6 | 47 24.5 | 41 21.4 | 36 18.8 | 18 9.4 | 14 7.3 | 8 4.2 |
| 22 | DEALING FAIRLY WITH A WIDE RANGE OF PEOPLE | N % | 47 24.5 | 49 25.5 | 48 25.0 | 27 14.1 | 8 4.2 | 6 3.1 | 7 3.6 |
| 23 | DEVELOPING MORAL PRINCIPLES TO GUIDE MY ACTIONS AND DECISIONS | N % | 39 20.3 | 43 22.4 | 41 21.4 | 38 19.8 | 14 7.3 | 10 5.2 | 7 3.6 |
| 24 | ACQUIRING APPROPRIATE SOCIAL SKILLS FOR USE IN VARIOUS SITUATIONS | N % | 44 22.9 | 54 28.1 | 45 23.4 | 25 13.0 | 5 2.6 | 10 5.2 | 9 4.7 |

ACT COLLEGE OUTCOMES SURVEY (COS) SUMMARY REPORT

08/23/11

PAGE 29

ROGERS STATE UNIVERSITY

CLAREMORE, OK

CODE 3420

SUMMARY FOR SECTION II: COLLEGE OUTCOMES

ITEM D: COLLEGE CONTRIBUTION TOWARD ATTAINING OUTCOMES - FREQUENCIES AND PERCENTAGES TOTAL SCANNED = 192 PAGE 3 OF 3

| ITEM NO. | ITEM TEXT | | VERY GREAT | GREAT | MODERATE (AVERAGE) | LITTLE | NONE | NOT APPLICABLE | BLANK |
|----------|--|---|------------|-------|--------------------|--------|------|----------------|-------|
| 25 | BECOMING ACADEMICALLY COMPETENT | N | 71 | 64 | 36 | 8 | 2 | 4 | 7 |
| | | % | 37.0 | 33.3 | 18.8 | 4.2 | 1.0 | 2.1 | 3.6 |
| 26 | DEVELOPING PRODUCTIVE WORK RELATIONSHIPS WITH BOTH MEN AND WOMEN | N | 38 | 48 | 54 | 20 | 11 | 14 | 7 |
| | | % | 19.8 | 25.0 | 28.1 | 10.4 | 5.7 | 7.3 | 3.6 |
| 27 | INCREASING MY INTELLECTUAL CURIOSITY | N | 60 | 60 | 35 | 18 | 4 | 7 | 8 |
| | | % | 31.2 | 31.2 | 18.2 | 9.4 | 2.1 | 3.6 | 4.2 |
| 28 | SETTING LONG-TERM OR "LIFE" GOALS | N | 47 | 57 | 47 | 19 | 10 | 5 | 7 |
| | | % | 24.5 | 29.7 | 24.5 | 9.9 | 5.2 | 2.6 | 3.6 |
| 29 | CONSTRUCTIVELY EXPRESSING BOTH EMOTIONS AND IDEAS | N | 40 | 48 | 58 | 20 | 11 | 7 | 8 |
| | | % | 20.8 | 25.0 | 30.2 | 10.4 | 5.7 | 3.6 | 4.2 |
| 30 | UNDERSTANDING MYSELF, MY TALENTS, AND MY INTERESTS | N | 44 | 52 | 52 | 20 | 9 | 8 | 7 |
| | | % | 22.9 | 27.1 | 27.1 | 10.4 | 4.7 | 4.2 | 3.6 |
| 31 | DEVELOPING SELF-CONFIDENCE | N | 44 | 56 | 49 | 17 | 13 | 6 | 7 |
| | | % | 22.9 | 29.2 | 25.5 | 8.9 | 6.8 | 3.1 | 3.6 |
| 32 | BECOMING MORE WILLING TO CHANGE AND LEARN NEW THINGS | N | 50 | 63 | 40 | 18 | 9 | 5 | 7 |
| | | % | 26.0 | 32.8 | 20.8 | 9.4 | 4.7 | 2.6 | 3.6 |
| 33 | DEVELOPING MY RELIGIOUS VALUES | N | 22 | 25 | 38 | 31 | 40 | 29 | 7 |
| | | % | 11.5 | 13.0 | 19.8 | 16.1 | 20.8 | 15.1 | 3.6 |
| 34 | IMPROVING MY ABILITY TO STAY WITH PROJECTS UNTIL THEY ARE FINISHED | N | 49 | 61 | 46 | 15 | 7 | 7 | 7 |
| | | % | 25.5 | 31.8 | 24.0 | 7.8 | 3.6 | 3.6 | 3.6 |
| 35 | BECOMING A MORE EFFECTIVE MEMBER IN A MULTI-CULTURAL SOCIETY | N | 36 | 47 | 58 | 19 | 12 | 13 | 7 |
| | | % | 18.8 | 24.5 | 30.2 | 9.9 | 6.2 | 6.8 | 3.6 |
| 36 | ACQUIRING A WELL-ROUNDED GENERAL EDUCATION | N | 76 | 62 | 31 | 8 | 4 | 4 | 7 |
| | | % | 39.6 | 32.3 | 16.1 | 4.2 | 2.1 | 2.1 | 3.6 |

ACT COLLEGE OUTCOMES SURVEY (COS) SUMMARY REPORT

08/23/11

PAGE 30

ROGERS STATE UNIVERSITY

CLAREMORE, OK

CODE 3420

SUMMARY FOR SECTION III: SATISFACTION WITH GIVEN ASPECTS OF THIS COLLEGE

SATISFACTION AVERAGES RANK ORDERED

PAGE 1 OF 2

(5=VERY SATISFIED, 4=SATISFIED, 3=NEUTRAL, 2=DISSATISFIED, 1=VERY DISSATISFIED)

| RANK | # FOR AVERAGE | SATISFACTION AVERAGE* | SD | ITEM NO. | ITEM TEXT |
|------|---------------|-----------------------|------|----------|---|
| 1 | 178 | 4.33 | 0.72 | 9 | CLASS SIZE |
| 2 | 190 | 4.18 | 0.85 | 39 | THIS COLLEGE IN GENERAL |
| 3 | 175 | 4.18 | 0.75 | 36 | LIBRARY/LEARNING RESOURCES CENTER SERVICES |
| 4 | 177 | 4.08 | 0.91 | 34 | STUDENT ACCESS TO COMPUTER FACILITIES AND SERVICES |
| 5 | 190 | 4.08 | 0.94 | 1 | FACULTY RESPECT FOR STUDENTS |
| 6 | 191 | 4.07 | 0.87 | 6 | QUALITY OF MY PROGRAM OF STUDY |
| 7 | 160 | 4.06 | 0.80 | 19 | PERSONAL SECURITY/SAFETY ON CAMPUS |
| 8 | 108 | 4.05 | 0.91 | 22 | COLLEGE RESPONSE TO STUDENTS WITH SPECIAL NEEDS (E.G., DISABLED, HANDICAPPED) |
| 9 | 172 | 4.01 | 0.98 | 20 | COLLEGE RESPONSE TO NONTRADITIONAL STUDENTS (E.G., OLDER, PART-TIME) |
| 10 | 131 | 4.01 | 0.83 | 18 | FREEDOM FROM HARASSMENT ON CAMPUS |
| 11 | 191 | 3.95 | 0.86 | 2 | QUALITY OF INSTRUCTION |
| 12 | 182 | 3.93 | 0.94 | 3 | AVAILABILITY OF FACULTY FOR OFFICE APPOINTMENTS |
| 13 | 160 | 3.93 | 0.86 | 23 | CAMPUS ATMOSPHERE OF ETHNIC, POLITICAL, AND RELIGIOUS UNDERSTANDING |
| 14 | 173 | 3.92 | 0.88 | 21 | RULES GOVERNING STUDENT CONDUCT |
| 15 | 127 | 3.87 | 0.95 | 35 | DEVELOPMENTAL, REMEDIAL, AND TUTORIAL SERVICES, INCLUDING WRITING LABS, MATH LABS |
| 16 | 136 | 3.86 | 1.03 | 37 | TRANSFER OF COURSE CREDITS FROM OTHER COLLEGES TO THIS COLLEGE |
| 17 | 158 | 3.84 | 0.97 | 25 | OPPORTUNITIES FOR INVOLVEMENT IN CAMPUS ACTIVITIES |
| 18 | 127 | 3.83 | 0.96 | 16 | STUDENT HEALTH/WELLNESS SERVICES |
| 19 | 189 | 3.82 | 1.04 | 4 | CONCERN FOR ME AS AN INDIVIDUAL |
| 20 | 120 | 3.82 | 0.87 | 33 | NEW STUDENT PLACEMENT IN READING/WRITING, MATH COURSES |

ACT COLLEGE OUTCOMES SURVEY (COS) SUMMARY REPORT

08/23/11

PAGE 31

ROGERS STATE UNIVERSITY

CLAREMORE, OK

CODE 3420

SUMMARY FOR SECTION III: SATISFACTION WITH GIVEN ASPECTS OF THIS COLLEGE

SATISFACTION AVERAGES RANK ORDERED

PAGE 2 OF 2

(5=VERY SATISFIED, 4=SATISFIED, 3=NEUTRAL, 2=DISSATISFIED, 1=VERY DISSATISFIED)

| RANK | # FOR AVERAGE | SATISFACTION AVERAGE* | SD | ITEM NO. | ITEM TEXT |
|------|---------------|-----------------------|------|----------|--|
| 21 | 151 | 3.81 | 0.93 | 24 | COLLEGE SOCIAL ACTIVITIES |
| 22 | 177 | 3.81 | 1.02 | 8 | MY SENSE OF BELONGING ON THIS CAMPUS |
| 23 | 191 | 3.80 | 1.15 | 7 | QUALITY OF ACADEMIC ADVISING |
| 24 | 160 | 3.79 | 1.03 | 5 | INFORMAL CONTACT WITH FACULTY IN NON-ACADEMIC SETTINGS |
| 25 | 170 | 3.77 | 1.07 | 32 | FINANCIAL AID SERVICES |
| 26 | 188 | 3.76 | 1.10 | 10 | FLEXIBLE DEGREE REQUIREMENTS |
| 27 | 185 | 3.71 | 1.03 | 38 | VARIETY OF COURSES OFFERED |
| 28 | 163 | 3.68 | 1.02 | 27 | CAREER PLANNING SERVICES |
| 29 | 109 | 3.68 | 0.97 | 30 | PERSONAL COUNSELING SERVICES(E.G.,RESOLVING PERSONAL PROBLEMS) |
| 30 | 121 | 3.68 | 0.94 | 26 | RECREATIONAL AND INTRAMURAL PROGRAMS |
| 31 | 138 | 3.67 | 1.06 | 31 | NEW STUDENT ORIENTATION SERVICES |
| 32 | 98 | 3.64 | 0.87 | 12 | STUDENT MENTAL HEALTH SERVICES |
| 33 | 94 | 3.64 | 0.99 | 13 | RESIDENCE HALL SERVICES AND PROGRAMS |
| 34 | 69 | 3.64 | 0.93 | 15 | LANGUAGE DEVELOPMENT SERVICES FOR STUDENTS WHOSE FIRST LANGUAGE IS NOT ENGLISH |
| 35 | 79 | 3.61 | 0.96 | 14 | VETERANS SERVICES |
| 36 | 142 | 3.47 | 1.08 | 28 | PRACTICAL WORK EXPERIENCES OFFERED IN AREAS RELATED TO MY MAJOR |
| 37 | 85 | 3.47 | 0.94 | 11 | SERVICES FOR VICTIMS OF CRIME AND HARASSMENT |
| 38 | 138 | 3.40 | 1.11 | 29 | JOB PLACEMENT SERVICES(E.G., OPPORTUNITIES TO LINK WITH EMPLOYERS) |
| 39 | 80 | 3.35 | 0.98 | 17 | CAMPUS AIDS EDUCATION PROGRAM |

ACT COLLEGE OUTCOMES SURVEY (COS) SUMMARY REPORT

08/23/11

PAGE 32

ROGERS STATE UNIVERSITY

CLAREMORE, OK

CODE 3420

SUMMARY FOR SECTION III: SATISFACTION WITH GIVEN ASPECTS OF THIS COLLEGE

SATISFACTION PERCENTAGES AND FREQUENCIES

TOTAL SCANNED = 192

PAGE 1 OF 3

| ITEM NO. | ITEM TEXT | | VERY SATISFIED | SATISFIED | NEUTRAL | DIS-SATISFIED | VERY DIS-SATISFIED | NOT APPLICABLE | BLANK |
|----------|--|---|----------------|-----------|---------|---------------|--------------------|----------------|-------|
| 1 | FACULTY RESPECT FOR STUDENTS | N | 69 | 86 | 20 | 11 | 4 | 1 | 1 |
| | | % | 35.9 | 44.8 | 10.4 | 5.7 | 2.1 | 0.5 | 0.5 |
| 2 | QUALITY OF INSTRUCTION | N | 53 | 88 | 39 | 10 | 1 | 1 | 0 |
| | | % | 27.6 | 45.8 | 20.3 | 5.2 | 0.5 | 0.5 | 0.0 |
| 3 | AVAILABILITY OF FACULTY FOR OFFICE APPOINTMENTS | N | 54 | 79 | 35 | 11 | 3 | 9 | 1 |
| | | % | 28.1 | 41.1 | 18.2 | 5.7 | 1.6 | 4.7 | 0.5 |
| 4 | CONCERN FOR ME AS AN INDIVIDUAL | N | 58 | 64 | 48 | 13 | 6 | 3 | 0 |
| | | % | 30.2 | 33.3 | 25.0 | 6.8 | 3.1 | 1.6 | 0.0 |
| 5 | INFORMAL CONTACT WITH FACULTY IN NON-ACADEMIC SETTINGS | N | 47 | 50 | 51 | 6 | 6 | 32 | 0 |
| | | % | 24.5 | 26.0 | 26.6 | 3.1 | 3.1 | 16.7 | 0.0 |
| 6 | QUALITY OF MY PROGRAM OF STUDY | N | 65 | 88 | 27 | 9 | 2 | 1 | 0 |
| | | % | 33.9 | 45.8 | 14.1 | 4.7 | 1.0 | 0.5 | 0.0 |
| 7 | QUALITY OF ACADEMIC ADVISING | N | 63 | 65 | 33 | 21 | 9 | 1 | 0 |
| | | % | 32.8 | 33.9 | 17.2 | 10.9 | 4.7 | 0.5 | 0.0 |
| 8 | MY SENSE OF BELONGING ON THIS CAMPUS | N | 51 | 63 | 46 | 12 | 5 | 14 | 1 |
| | | % | 26.6 | 32.8 | 24.0 | 6.2 | 2.6 | 7.3 | 0.5 |
| 9 | CLASS SIZE | N | 82 | 76 | 18 | 1 | 1 | 14 | 0 |
| | | % | 42.7 | 39.6 | 9.4 | 0.5 | 0.5 | 7.3 | 0.0 |
| 10 | FLEXIBLE DEGREE REQUIREMENTS | N | 54 | 69 | 38 | 19 | 8 | 4 | 0 |
| | | % | 28.1 | 35.9 | 19.8 | 9.9 | 4.2 | 2.1 | 0.0 |
| 11 | SERVICES FOR VICTIMS OF CRIME AND HARASSMENT | N | 15 | 20 | 42 | 6 | 2 | 107 | 0 |
| | | % | 7.8 | 10.4 | 21.9 | 3.1 | 1.0 | 55.7 | 0.0 |
| 12 | STUDENT MENTAL HEALTH SERVICES | N | 19 | 31 | 43 | 4 | 1 | 94 | 0 |
| | | % | 9.9 | 16.1 | 22.4 | 2.1 | 0.5 | 49.0 | 0.0 |
| 13 | RESIDENCE HALL SERVICES AND PROGRAMS | N | 21 | 28 | 39 | 2 | 4 | 97 | 1 |
| | | % | 10.9 | 14.6 | 20.3 | 1.0 | 2.1 | 50.5 | 0.5 |

SUMMARY FOR SECTION III: SATISFACTION WITH GIVEN ASPECTS OF THIS COLLEGE

SATISFACTION PERCENTAGES AND FREQUENCIES

TOTAL SCANNED = 192

PAGE 2 OF 3

| ITEM NO. | ITEM TEXT | | VERY SATISFIED | SATISFIED | NEUTRAL | DIS-SATISFIED | VERY DIS-SATISFIED | NOT APPLICABLE | BLANK |
|----------|--|---|----------------|-----------|---------|---------------|--------------------|----------------|-------|
| 14 | VETERANS SERVICES | N | 18 | 19 | 37 | 3 | 2 | 113 | 0 |
| | | % | 9.4 | 9.9 | 19.3 | 1.6 | 1.0 | 58.9 | 0.0 |
| 15 | LANGUAGE DEVELOPMENT SERVICES FOR STUDENTS WHOSE FIRST LANGUAGE IS NOT ENGLISH | N | 17 | 14 | 35 | 2 | 1 | 122 | 1 |
| | | % | 8.9 | 7.3 | 18.2 | 1.0 | 0.5 | 63.5 | 0.5 |
| 16 | STUDENT HEALTH/WELLNESS SERVICES | N | 34 | 52 | 29 | 10 | 2 | 63 | 2 |
| | | % | 17.7 | 27.1 | 15.1 | 5.2 | 1.0 | 32.8 | 1.0 |
| 17 | CAMPUS AIDS EDUCATION PROGRAM | N | 11 | 20 | 39 | 6 | 4 | 111 | 1 |
| | | % | 5.7 | 10.4 | 20.3 | 3.1 | 2.1 | 57.8 | 0.5 |
| 18 | FREEDOM FROM HARASSMENT ON CAMPUS | N | 43 | 49 | 36 | 3 | 0 | 61 | 0 |
| | | % | 22.4 | 25.5 | 18.8 | 1.6 | 0.0 | 31.8 | 0.0 |
| 19 | PERSONAL SECURITY/SAFETY ON CAMPUS | N | 52 | 70 | 34 | 4 | 0 | 31 | 1 |
| | | % | 27.1 | 36.5 | 17.7 | 2.1 | 0.0 | 16.1 | 0.5 |
| 20 | COLLEGE RESPONSE TO NONTRADITIONAL STUDENTS (E.G., OLDER, PART-TIME) | N | 62 | 68 | 28 | 10 | 4 | 20 | 0 |
| | | % | 32.3 | 35.4 | 14.6 | 5.2 | 2.1 | 10.4 | 0.0 |
| 21 | RULES GOVERNING STUDENT CONDUCT | N | 47 | 75 | 44 | 4 | 3 | 18 | 1 |
| | | % | 24.5 | 39.1 | 22.9 | 2.1 | 1.6 | 9.4 | 0.5 |
| 22 | COLLEGE RESPONSE TO STUDENTS WITH SPECIAL NEEDS (E.G., DISABLED, HANDICAPPED) | N | 39 | 41 | 24 | 2 | 2 | 84 | 0 |
| | | % | 20.3 | 21.4 | 12.5 | 1.0 | 1.0 | 43.8 | 0.0 |
| 23 | CAMPUS ATMOSPHERE OF ETHNIC, POLITICAL, AND RELIGIOUS UNDERSTANDING | N | 44 | 69 | 41 | 4 | 2 | 32 | 0 |
| | | % | 22.9 | 35.9 | 21.4 | 2.1 | 1.0 | 16.7 | 0.0 |
| 24 | COLLEGE SOCIAL ACTIVITIES | N | 35 | 66 | 40 | 6 | 4 | 41 | 0 |
| | | % | 18.2 | 34.4 | 20.8 | 3.1 | 2.1 | 21.4 | 0.0 |
| 25 | OPPORTUNITIES FOR INVOLVEMENT IN CAMPUS ACTIVITIES | N | 42 | 66 | 38 | 7 | 5 | 31 | 3 |
| | | % | 21.9 | 34.4 | 19.8 | 3.6 | 2.6 | 16.1 | 1.6 |
| 26 | RECREATIONAL AND INTRAMURAL PROGRAMS | N | 24 | 47 | 40 | 7 | 3 | 70 | 1 |
| | | % | 12.5 | 24.5 | 20.8 | 3.6 | 1.6 | 36.5 | 0.5 |

SUMMARY FOR SECTION III: SATISFACTION WITH GIVEN ASPECTS OF THIS COLLEGE

SATISFACTION PERCENTAGES AND FREQUENCIES

TOTAL SCANNED = 192

PAGE 3 OF 3

| ITEM NO. | ITEM TEXT | | VERY SATISFIED | SATISFIED | NEUTRAL | DIS-SATISFIED | VERY DIS-SATISFIED | NOT APPLICABLE | BLANK |
|----------|---|---|----------------|-----------|---------|---------------|--------------------|----------------|-------|
| 27 | CAREER PLANNING SERVICES | N | 38 | 59 | 47 | 14 | 5 | 29 | 0 |
| | | % | 19.8 | 30.7 | 24.5 | 7.3 | 2.6 | 15.1 | 0.0 |
| 28 | PRACTICAL WORK EXPERIENCES OFFERED IN AREAS RELATED TO MY MAJOR | N | 26 | 48 | 41 | 21 | 6 | 48 | 2 |
| | | % | 13.5 | 25.0 | 21.4 | 10.9 | 3.1 | 25.0 | 1.0 |
| 29 | JOB PLACEMENT SERVICES (E.G., OPPORTUNITIES TO LINK WITH EMPLOYERS) | N | 28 | 32 | 52 | 19 | 7 | 52 | 2 |
| | | % | 14.6 | 16.7 | 27.1 | 9.9 | 3.6 | 27.1 | 1.0 |
| 30 | PERSONAL COUNSELING SERVICES (E.G., RESOLVING PERSONAL PROBLEMS) | N | 27 | 30 | 44 | 6 | 2 | 83 | 0 |
| | | % | 14.1 | 15.6 | 22.9 | 3.1 | 1.0 | 43.2 | 0.0 |
| 31 | NEW STUDENT ORIENTATION SERVICES | N | 35 | 47 | 36 | 16 | 4 | 54 | 0 |
| | | % | 18.2 | 24.5 | 18.8 | 8.3 | 2.1 | 28.1 | 0.0 |
| 32 | FINANCIAL AID SERVICES | N | 49 | 61 | 38 | 16 | 6 | 22 | 0 |
| | | % | 25.5 | 31.8 | 19.8 | 8.3 | 3.1 | 11.5 | 0.0 |
| 33 | NEW STUDENT PLACEMENT IN READING/WRITING, MATH COURSES | N | 31 | 40 | 46 | 2 | 1 | 70 | 2 |
| | | % | 16.1 | 20.8 | 24.0 | 1.0 | 0.5 | 36.5 | 1.0 |
| 34 | STUDENT ACCESS TO COMPUTER FACILITIES AND SERVICES | N | 64 | 78 | 25 | 6 | 4 | 12 | 3 |
| | | % | 33.3 | 40.6 | 13.0 | 3.1 | 2.1 | 6.2 | 1.6 |
| 35 | DEVELOPMENTAL, REMEDIAL, AND TUTORIAL SERVICES, INCLUDING WRITING LABS, MATH LABS | N | 39 | 43 | 36 | 8 | 1 | 62 | 3 |
| | | % | 20.3 | 22.4 | 18.8 | 4.2 | 0.5 | 32.3 | 1.6 |
| 36 | LIBRARY/LEARNING RESOURCES CENTER SERVICES | N | 65 | 78 | 30 | 2 | 0 | 16 | 1 |
| | | % | 33.9 | 40.6 | 15.6 | 1.0 | 0.0 | 8.3 | 0.5 |
| 37 | TRANSFER OF COURSE CREDITS FROM OTHER COLLEGES TO THIS COLLEGE | N | 44 | 45 | 35 | 8 | 4 | 55 | 1 |
| | | % | 22.9 | 23.4 | 18.2 | 4.2 | 2.1 | 28.6 | 0.5 |
| 38 | VARIETY OF COURSES OFFERED | N | 41 | 82 | 34 | 23 | 5 | 5 | 2 |
| | | % | 21.4 | 42.7 | 17.7 | 12.0 | 2.6 | 2.6 | 1.0 |
| 39 | THIS COLLEGE IN GENERAL | N | 75 | 84 | 24 | 4 | 3 | 1 | 1 |
| | | % | 39.1 | 43.8 | 12.5 | 2.1 | 1.6 | 0.5 | 0.5 |

SUMMARY FOR SECTION IV: YOUR EXPERIENCES AT THIS COLLEGE

ITEM A: COLLEGE CONTRIBUTION TO GROWTH AND PREPARATION - CONTRIBUTION AVERAGES RANK ORDERED

*** RANKED BY CONTRIBUTION ***

(5=VERY GREAT, 4=GREAT, 3=MODERATE, 2=LITTLE, 1=NONE)

| RANK | # FOR AVERAGE | GROWTH/PREP AVERAGE* | SD | ITEM NO. | ITEM TEXT |
|------|---------------|----------------------|------|----------|---|
| 1 | 191 | 4.10 | 0.87 | 1 | INTELLECTUAL GROWTH (ACQUIRING KNOWLEDGE, SKILLS, IDEAS, CONCEPTS, ANALYTICAL THINKING) |
| 2 | 192 | 3.95 | 1.03 | 4 | PREPARATION FOR FURTHER STUDY |
| 3 | 192 | 3.86 | 1.03 | 5 | PREPARATION FOR CAREER |
| 4 | 192 | 3.85 | 1.03 | 2 | PERSONAL GROWTH (DEVELOPING SELF-UNDERSTANDING, SELF-DISCIPLINE, AND MATURE ATTITUDES, VALUES, AND GOALS) |
| 5 | 191 | 3.79 | 1.04 | 3 | SOCIAL GROWTH (UNDERSTANDING OTHERS AND THEIR VIEWS, ADAPTING SUCCESSFULLY TO A VARIETY OF SOCIAL SITUATIONS) |

ACT COLLEGE OUTCOMES SURVEY (COS) SUMMARY REPORT

08/23/11

PAGE 36

ROGERS STATE UNIVERSITY

CLAREMORE, OK

CODE 3420

SUMMARY FOR SECTION IV: YOUR EXPERIENCES AT THIS COLLEGE

ITEM A: COLLEGE CONTRIBUTION TO GROWTH AND PREPARATION - FREQUENCIES AND PERCENTAGES

TOTAL SCANNED = 192

| ITEM NO. | ITEM TEXT | | VERY GREAT | GREAT | MODERATE | LITTLE | NONE | BLANK |
|----------|--|---|------------|-------|----------|--------|------|-------|
| 1 | INTELLECTUAL GROWTH: ACQUIRING KNOWLEDGE, SKILLS, IDEAS, CONCEPTS, ANALYTICAL THINKING | N | 74 | 70 | 40 | 6 | 1 | 1 |
| | | % | 38.5 | 36.5 | 20.8 | 3.1 | 0.5 | 0.5 |
| 2 | PERSONAL GROWTH: DEVELOPING SELF-UNDERSTANDING, SELF-DISCIPLINE, AND MATURE ATTITUDES, VALUES, AND GOALS | N | 64 | 59 | 49 | 17 | 3 | 0 |
| | | % | 33.3 | 30.7 | 25.5 | 8.9 | 1.6 | 0.0 |
| 3 | SOCIAL GROWTH: UNDERSTANDING OTHERS AND THEIR VIEWS, ADAPTING SUCCESSFULLY TO A VARIETY OF SOCIAL SITUATIONS | N | 59 | 58 | 52 | 19 | 3 | 1 |
| | | % | 30.7 | 30.2 | 27.1 | 9.9 | 1.6 | 0.5 |
| 4 | PREPARATION FOR FURTHER STUDY | N | 70 | 62 | 47 | 6 | 7 | 0 |
| | | % | 36.5 | 32.3 | 24.5 | 3.1 | 3.6 | 0.0 |
| 5 | PREPARATION FOR CAREER | N | 64 | 61 | 48 | 15 | 4 | 0 |
| | | % | 33.3 | 31.8 | 25.0 | 7.8 | 2.1 | 0.0 |

ACT COLLEGE OUTCOMES SURVEY (COS) SUMMARY REPORT

08/23/11

PAGE 37

ROGERS STATE UNIVERSITY

CLAREMORE, OK

CODE 3420

SUMMARY FOR SECTION IV: YOUR EXPERIENCES AT THIS COLLEGE

ITEM B: CUMULATIVE GRADE POINT AVERAGE

=====

| | OVERALL COLLEGE GPA | | | GPA FOR FEMALES | | | GPA FOR MALES | | |
|---------------------|---------------------|--------|----------|-----------------|--------|----------|---------------|--------|----------|
| | N | % W BL | % W/O BL | N | % W BL | % W/O BL | N | % W BL | % W/O BL |
| A- TO A (3.50-4.00) | 46 | 24.0 | 25.1 | 31 | 23.1 | 24.6 | 15 | 25.9 | 26.3 |
| B TO A- (3.00-3.49) | 75 | 39.1 | 41.0 | 50 | 37.3 | 39.7 | 25 | 43.1 | 43.9 |
| B- TO B (2.50-2.99) | 42 | 21.9 | 23.0 | 30 | 22.4 | 23.8 | 12 | 20.7 | 21.1 |
| C TO B- (2.00-2.49) | 20 | 10.4 | 10.9 | 15 | 11.2 | 11.9 | 5 | 8.6 | 8.8 |
| C- TO C (1.50-1.99) | 0 | 0.0 | 0.0 | 0 | 0.0 | 0.0 | 0 | 0.0 | 0.0 |
| D TO C- (1.00-1.49) | 0 | 0.0 | 0.0 | 0 | 0.0 | 0.0 | 0 | 0.0 | 0.0 |
| BELOW D (0.00-0.99) | 0 | 0.0 | 0.0 | 0 | 0.0 | 0.0 | 0 | 0.0 | 0.0 |
| DOES NOT APPLY | 0 | 0.0 | 0.0 | 0 | 0.0 | 0.0 | 0 | 0.0 | 0.0 |
| BLANK | 9 | 4.7 | N/A | 8 | 6.0 | N/A | 1 | 1.7 | N/A |
| TOTAL | 192 | 100.0 | 100.0 | 134 | 100.0 | 100.0 | 58 | 100.0 | 100.0 |

ACT.ACT.ACT.....END....copp....N2056343.436....330H....Tue Aug 23 09:37:36 2011
ACT.ACT.ACT.....END....copp....N2056343.436....330H....Tue Aug 23 09:37:36 2011
ACT.ACT.ACT.....END....copp....N2056343.436....330H....Tue Aug 23 09:37:36 2011
ACT.ACT.ACT.....END....copp....N2056343.436....330H....Tue Aug 23 09:37:36 2011
Approx Pages: 38; Approx Lines: 2048

| | | | | | | | | | | | |
|------|-------|----|------|-----|------|------|------|------|-----|------|------|
| EEEE | N | N | DDDD | 000 | FFFF | RRRR | EEEE | PPPP | 000 | RRRR | TTTT |
| E | N | N | D D | 0 0 | F | R R | E | P P | 0 0 | R R | T |
| E | NN | N | D D | 0 0 | F | R R | E | P P | 0 0 | R R | T |
| EEEE | N N N | N | D D | 0 0 | FFFF | RRRR | EEEE | PPPP | 0 0 | RRRR | T |
| E | N | NN | D D | 0 0 | F | R R | E | P | 0 0 | R R | T |
| E | N | N | D D | 0 0 | F | R R | E | P | 0 0 | R R | T |
| EEEE | N | N | DDDD | 000 | F | R R | EEEE | P | 000 | R R | T |

N N 666
N N 6
NN N 6
N N N 666
N NN 6 6
N N 6 6
N N 666

Notes: NONE

*
* JobName: N6 *
* Filename: N2056343.436 *
* Org. File: /work/ess/cos1855500.001 *
* Form: 330H *
* Copies: 1 *
* Class: L *
* BudgetCode: 7799 *
* Dept/Div: copp *
* Pages: 38 *
* Lines: 2048 *
* *
* Form Length: 60 *
* Page Length: 66 *
* LPI: 6 *
* ACTRS11 *

ACT.ACT.ACT.....END....copp....N2056343.436....330H....Tue Aug 23 09:37:36 2011
ACT.ACT.ACT.....END....copp....N2056343.436....330H....Tue Aug 23 09:37:36 2011
ACT.ACT.ACT.....END....copp....N2056343.436....330H....Tue Aug 23 09:37:36 2011
ACT.ACT.ACT.....END....copp....N2056343.436....330H....Tue Aug 23 09:37:36 2011