

# **GRADUATING MBA SURVEY REPORT**

2015-2016

---

**ROGERS STATE UNIVERSITY**  
Claremore, Oklahoma



















---


























Office of Accountability and Academics



**Item Frequency Report** [Filter Results](#)



















**2015-2016 Graduating MBA Survey**
























		<b>Response Percent</b>	<b>Response Total</b>
4. Were you the first in your family to graduate with a bachelor's degree?			
<b>Yes</b>		<b>33%</b>	<b>1</b>
<b>No</b>		<b>67%</b>	<b>2</b>
<b>Total Responses</b>		<b>3</b>	
5. Are you the first in your family to graduate with a master's degree or higher?			
<b>Yes</b>		<b>100%</b>	<b>3</b>
<b>No</b>		<b>0%</b>	<b>0</b>
<b>Total Responses</b>		<b>3</b>	
6. How satisfied are you with the following?			
Your overall RSU experience			
<b>Very Satisfied</b>		<b>67%</b>	<b>2</b>
<b>Somewhat Satisfied</b>		<b>33%</b>	<b>1</b>
<b>Somewhat Dissatisfied</b>		<b>0%</b>	<b>0</b>
<b>Very Dissatisfied</b>		<b>0%</b>	<b>0</b>
<b>Total Responses</b>		<b>3</b>	
Your overall Department experience			
<b>Very Satisfied</b>		<b>67%</b>	<b>2</b>
<b>Somewhat Satisfied</b>		<b>33%</b>	<b>1</b>
<b>Somewhat Dissatisfied</b>		<b>0%</b>	<b>0</b>
<b>Very Dissatisfied</b>		<b>0%</b>	<b>0</b>
<b>Total Responses</b>		<b>3</b>	
7. Please rate your satisfaction with your major department concerning the following:			
Accessibility to faculty in your major			
<b>Very Satisfied</b>		<b>67%</b>	<b>2</b>
<b>Somewhat Satisfied</b>		<b>33%</b>	<b>1</b>
<b>Somewhat Dissatisfied</b>		<b>0%</b>	<b>0</b>
<b>Very Dissatisfied</b>		<b>0%</b>	<b>0</b>
<b>Total Responses</b>		<b>3</b>	
Quality of instruction in your major			
<b>Very Satisfied</b>		<b>67%</b>	<b>2</b>
<b>Somewhat Satisfied</b>		<b>33%</b>	<b>1</b>

<b>Somewhat Dissatisfied</b>		<b>0%</b>	<b>0</b>
<b>Very Dissatisfied</b>		<b>0%</b>	<b>0</b>
<b>Total Responses</b>		<b>3</b>	
Maintenance of high academic standards			
<b>Very Satisfied</b>		<b>67%</b>	<b>2</b>
<b>Somewhat Satisfied</b>		<b>33%</b>	<b>1</b>
<b>Somewhat Dissatisfied</b>		<b>0%</b>	<b>0</b>
<b>Very Dissatisfied</b>		<b>0%</b>	<b>0</b>
<b>Total Responses</b>		<b>3</b>	
Academic advising in your major			
<b>Very Satisfied</b>		<b>67%</b>	<b>2</b>
<b>Somewhat Satisfied</b>		<b>33%</b>	<b>1</b>
<b>Somewhat Dissatisfied</b>		<b>0%</b>	<b>0</b>
<b>Very Dissatisfied</b>		<b>0%</b>	<b>0</b>
<b>Total Responses</b>		<b>3</b>	
Availability of faculty for academic help			
<b>Very Satisfied</b>		<b>67%</b>	<b>2</b>
<b>Somewhat Satisfied</b>		<b>33%</b>	<b>1</b>
<b>Somewhat Dissatisfied</b>		<b>0%</b>	<b>0</b>
<b>Very Dissatisfied</b>		<b>0%</b>	<b>0</b>
<b>Total Responses</b>		<b>3</b>	
Preparation for classes in your major			
<b>Very Satisfied</b>		<b>33%</b>	<b>1</b>
<b>Somewhat Satisfied</b>		<b>67%</b>	<b>2</b>
<b>Somewhat Dissatisfied</b>		<b>0%</b>	<b>0</b>
<b>Very Dissatisfied</b>		<b>0%</b>	<b>0</b>
<b>Total Responses</b>		<b>3</b>	
Intellectual challenge in your major			
<b>Very Satisfied</b>		<b>67%</b>	<b>2</b>
<b>Somewhat Satisfied</b>		<b>33%</b>	<b>1</b>
<b>Somewhat Dissatisfied</b>		<b>0%</b>	<b>0</b>
<b>Very Dissatisfied</b>		<b>0%</b>	<b>0</b>
<b>Total Responses</b>		<b>3</b>	
Helping you prepare for your chosen career			
<b>Very Satisfied</b>		<b>67%</b>	<b>2</b>
<b>Somewhat Satisfied</b>		<b>33%</b>	<b>1</b>
<b>Somewhat Dissatisfied</b>		<b>0%</b>	<b>0</b>

<b>Very Dissatisfied</b>		<b>0%</b>	<b>0</b>
<b>Total Responses</b>		<b>3</b>	
Your overall experience in your major			
<b>Very Satisfied</b>		<b>67%</b>	<b>2</b>
<b>Somewhat Satisfied</b>		<b>33%</b>	<b>1</b>
<b>Somewhat Dissatisfied</b>		<b>0%</b>	<b>0</b>
<b>Very Dissatisfied</b>		<b>0%</b>	<b>0</b>
<b>Total Responses</b>		<b>3</b>	
12. How satisfied are you with your progression toward attaining the following outcomes at RSU?		<b>Response Percent</b>	<b>Response Total</b>
Thinking critically and creatively			
<b>Very Satisfied</b>		<b>67%</b>	<b>2</b>
<b>Somewhat Satisfied</b>		<b>33%</b>	<b>1</b>
<b>Somewhat Dissatisfied</b>		<b>0%</b>	<b>0</b>
<b>Very Dissatisfied</b>		<b>0%</b>	<b>0</b>
<b>Total Responses</b>		<b>3</b>	
Acquiring, analyzing, and evaluating knowledge of human cultures and the physical and natural world			
<b>Very Satisfied</b>		<b>67%</b>	<b>2</b>
<b>Somewhat Satisfied</b>		<b>33%</b>	<b>1</b>
<b>Somewhat Dissatisfied</b>		<b>0%</b>	<b>0</b>
<b>Very Dissatisfied</b>		<b>0%</b>	<b>0</b>
<b>Total Responses</b>		<b>3</b>	
Using written, oral, and visual communication effectively			
<b>Very Satisfied</b>		<b>100%</b>	<b>3</b>
<b>Somewhat Satisfied</b>		<b>0%</b>	<b>0</b>
<b>Somewhat Dissatisfied</b>		<b>0%</b>	<b>0</b>
<b>Very Dissatisfied</b>		<b>0%</b>	<b>0</b>
<b>Total Responses</b>		<b>3</b>	
Developing an individual perspective on the human experience, and demonstrate an understanding of diverse perspectives and values			
<b>Very Satisfied</b>		<b>67%</b>	<b>2</b>
<b>Somewhat Satisfied</b>		<b>33%</b>	<b>1</b>
<b>Somewhat Dissatisfied</b>		<b>0%</b>	<b>0</b>
<b>Very Dissatisfied</b>		<b>0%</b>	<b>0</b>
<b>Total Responses</b>		<b>3</b>	
Demonstrating civic knowledge and engagement, ethical reasoning, and skills for lifelong learning			
<b>Very Satisfied</b>		<b>67%</b>	<b>2</b>
<b>Somewhat Satisfied</b>		<b>33%</b>	<b>1</b>

<b>Somewhat Dissatisfied</b>		<b>0%</b>	<b>0</b>
<b>Very Dissatisfied</b>		<b>0%</b>	<b>0</b>
<b>Total Responses</b>		<b>3</b>	
Mastering the specific outcomes of your degree program			
<b>Very Satisfied</b>		<b>67%</b>	<b>2</b>
<b>Somewhat Satisfied</b>		<b>33%</b>	<b>1</b>
<b>Somewhat Dissatisfied</b>		<b>0%</b>	<b>0</b>
<b>Very Dissatisfied</b>		<b>0%</b>	<b>0</b>
<b>Total Responses</b>		<b>3</b>	
Achieving intellectual growth			
<b>Very Satisfied</b>		<b>67%</b>	<b>2</b>
<b>Somewhat Satisfied</b>		<b>33%</b>	<b>1</b>
<b>Somewhat Dissatisfied</b>		<b>0%</b>	<b>0</b>
<b>Very Dissatisfied</b>		<b>0%</b>	<b>0</b>
<b>Total Responses</b>		<b>3</b>	
Preparing for further study			
<b>Very Satisfied</b>		<b>67%</b>	<b>2</b>
<b>Somewhat Satisfied</b>		<b>33%</b>	<b>1</b>
<b>Somewhat Dissatisfied</b>		<b>0%</b>	<b>0</b>
<b>Very Dissatisfied</b>		<b>0%</b>	<b>0</b>
<b>Total Responses</b>		<b>3</b>	
Achieving personal growth (developing self-understanding, self-discipline and mature attitudes, values, and goals)			
<b>Very Satisfied</b>		<b>67%</b>	<b>2</b>
<b>Somewhat Satisfied</b>		<b>33%</b>	<b>1</b>
<b>Somewhat Dissatisfied</b>		<b>0%</b>	<b>0</b>
<b>Very Dissatisfied</b>		<b>0%</b>	<b>0</b>
<b>Total Responses</b>		<b>3</b>	
Achieving social growth (understanding others and their views, adapting successfully to a variety of social situations)			
<b>Very Satisfied</b>		<b>67%</b>	<b>2</b>
<b>Somewhat Satisfied</b>		<b>33%</b>	<b>1</b>
<b>Somewhat Dissatisfied</b>		<b>0%</b>	<b>0</b>
<b>Very Dissatisfied</b>		<b>0%</b>	<b>0</b>
<b>Total Responses</b>		<b>3</b>	
13. RSU Campus Enrichment Activities		<b>Response Percent</b>	<b>Response Total</b>
Attended RSU Theatre productions			
<b>Yes</b>		<b>0%</b>	<b>0</b>
<b>No</b>		<b>100%</b>	<b>3</b>

		<b>Total Responses</b>	<b>3</b>
Actively participated in RSU Theatre productions			
<b>Yes</b>		<b>0%</b>	<b>0</b>
<b>No</b>		<b>100%</b>	<b>3</b>
		<b>Total Responses</b>	<b>3</b>
Attended RSU Music concerts			
<b>Yes</b>		<b>0%</b>	<b>0</b>
<b>No</b>		<b>100%</b>	<b>3</b>
		<b>Total Responses</b>	<b>3</b>
Actively participated in RSU Music concerts			
<b>Yes</b>		<b>0%</b>	<b>0</b>
<b>No</b>		<b>100%</b>	<b>3</b>
		<b>Total Responses</b>	<b>3</b>
Attended RSU Art Shows			
<b>Yes</b>		<b>33%</b>	<b>1</b>
<b>No</b>		<b>67%</b>	<b>2</b>
		<b>Total Responses</b>	<b>3</b>
Actively participated in RSU Art Shows			
<b>Yes</b>		<b>0%</b>	<b>0</b>
<b>No</b>		<b>100%</b>	<b>3</b>
		<b>Total Responses</b>	<b>3</b>
Actively participated in department based clubs			
<b>Yes</b>		<b>0%</b>	<b>0</b>
<b>No</b>		<b>100%</b>	<b>3</b>
		<b>Total Responses</b>	<b>3</b>
Actively participated in University sponsored clubs or organizations			
<b>Yes</b>		<b>0%</b>	<b>0</b>
<b>No</b>		<b>100%</b>	<b>3</b>
		<b>Total Responses</b>	<b>3</b>
Attended University sponsored concerts			
<b>Yes</b>		<b>0%</b>	<b>0</b>
<b>No</b>		<b>100%</b>	<b>3</b>
		<b>Total Responses</b>	<b>3</b>
Attended RSU sporting events			
<b>Yes</b>		<b>0%</b>	<b>0</b>
<b>No</b>		<b>100%</b>	<b>3</b>
		<b>Total Responses</b>	<b>3</b>
Actively participated in RSU sporting events			

<b>Yes</b>		<b>0%</b>	<b>0</b>
<b>No</b>		<b>100%</b>	<b>3</b>
<b>Total Responses</b>		<b>3</b>	
Attended tutoring sessions			
<b>Yes</b>		<b>0%</b>	<b>0</b>
<b>No</b>		<b>100%</b>	<b>3</b>
<b>Total Responses</b>		<b>3</b>	
15. Gender		<b>Response Percent</b>	<b>Response Total</b>
<b>Male</b>		<b>0%</b>	<b>0</b>
<b>Female</b>		<b>100%</b>	<b>2</b>
<b>Total Responses</b>		<b>2</b>	
16. Age		<b>Response Percent</b>	<b>Response Total</b>
<b>19 or Under</b>		<b>0%</b>	<b>0</b>
<b>20</b>		<b>0%</b>	<b>0</b>
<b>21</b>		<b>0%</b>	<b>0</b>
<b>22</b>		<b>0%</b>	<b>0</b>
<b>23</b>		<b>0%</b>	<b>0</b>
<b>24</b>		<b>0%</b>	<b>0</b>
<b>25 to 29</b>		<b>0%</b>	<b>0</b>
<b>30 to 39</b>		<b>50%</b>	<b>1</b>
<b>40 to 49</b>		<b>50%</b>	<b>1</b>
<b>50 to 59</b>		<b>0%</b>	<b>0</b>
<b>60 or Over</b>		<b>0%</b>	<b>0</b>
<b>Total Responses</b>		<b>2</b>	
17. Hispanic Ethnicity		<b>Response Percent</b>	<b>Response Total</b>
<b>No, am not of Hispanic ethnicity</b>		<b>100%</b>	<b>2</b>
<b>Yes, I am of Hispanic ethnicity</b>		<b>0%</b>	<b>0</b>
<b>Total Responses</b>		<b>2</b>	
18. Race		<b>Response Percent</b>	<b>Response Total</b>
<b>American Indian</b>		<b>50%</b>	<b>1</b>
<b>Asian</b>		<b>0%</b>	<b>0</b>
<b>Black</b>		<b>0%</b>	<b>0</b>
<b>White</b>		<b>50%</b>	<b>1</b>