








2016 RSU Alumni Survey





3. How many years has it been since you last attended Rogers State University?

		Response Percent	Response Total
Less than a year		35%	74
1 year		13%	27
2 years		21%	45
3 years		32%	68
Total Responses			214










4. At which locations did you take your RSU classes? (please check all that apply)


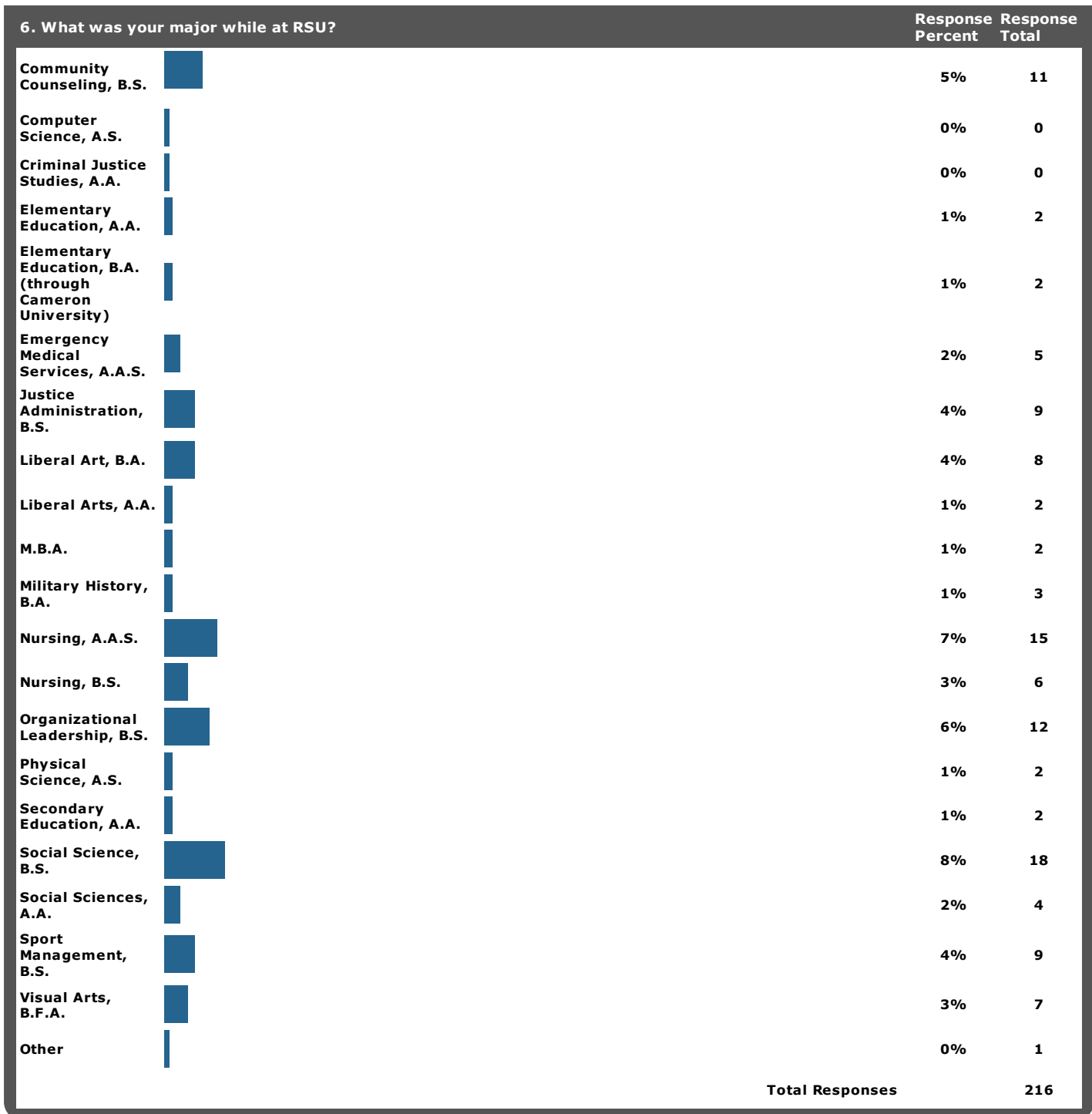
		Response Percent	Response Total
Bartlesville		13%	37
Claremore		76%	211
Pryor		11%	31
Total Responses			279

5. When was the last time you visited an RSU campus?

		Response Percent	Response Total
Less than a month ago		30%	66
1-6 months ago		28%	61
7 - 12 months ago		14%	30
Between 1 and 3 years ago		28%	61
Total Responses			218

6. What was your major while at RSU?

		Response Percent	Response Total
Accounting, A.A.		1%	2
Applied Technology, A.A.S.		1%	2
Applied Technology, B.T.		4%	8
Biological Sciences, A.S.		0%	0
Biology, B.S.		8%	17
Business Administration, A.A.		2%	5
Business Administration, B.S.		21%	45
Business Information Technology, B.S.		3%	6
Communications, B.A.		5%	11








8. Please answer the following questions candidly.

Response
Percent Response
Total






If I could start college over, I would choose to attend RSU.

Strongly Agree		53%	114
Agree		30%	64
Uncertain		12%	25
Disagree		5%	11
Strongly Disagree		1%	2
Total Responses			216

If I could start college over, I would choose the same major.





Strongly Agree		39%	84
Agree		26%	55
Uncertain		24%	52
Disagree		9%	20
Strongly Disagree		2%	4
Total Responses			215

Regardless of the financial benefits, my college education has improved the quality of my life.

Strongly Agree		60%	130
Agree		28%	60
Uncertain		7%	16
Disagree		4%	8
Strongly Disagree		1%	2
Total Responses			216

9. How does the quality of education provided at RSU compare with other colleges?




Response
Percent Response
Total

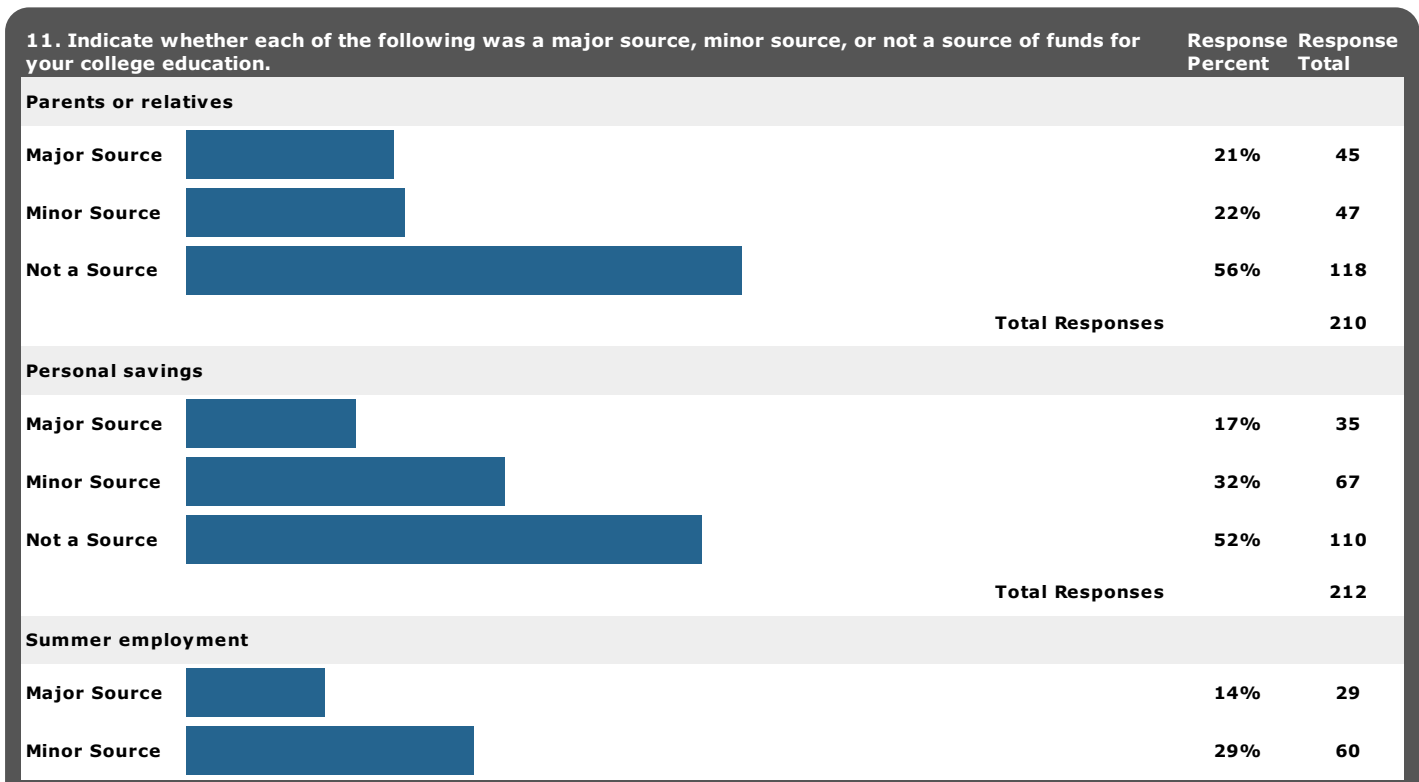
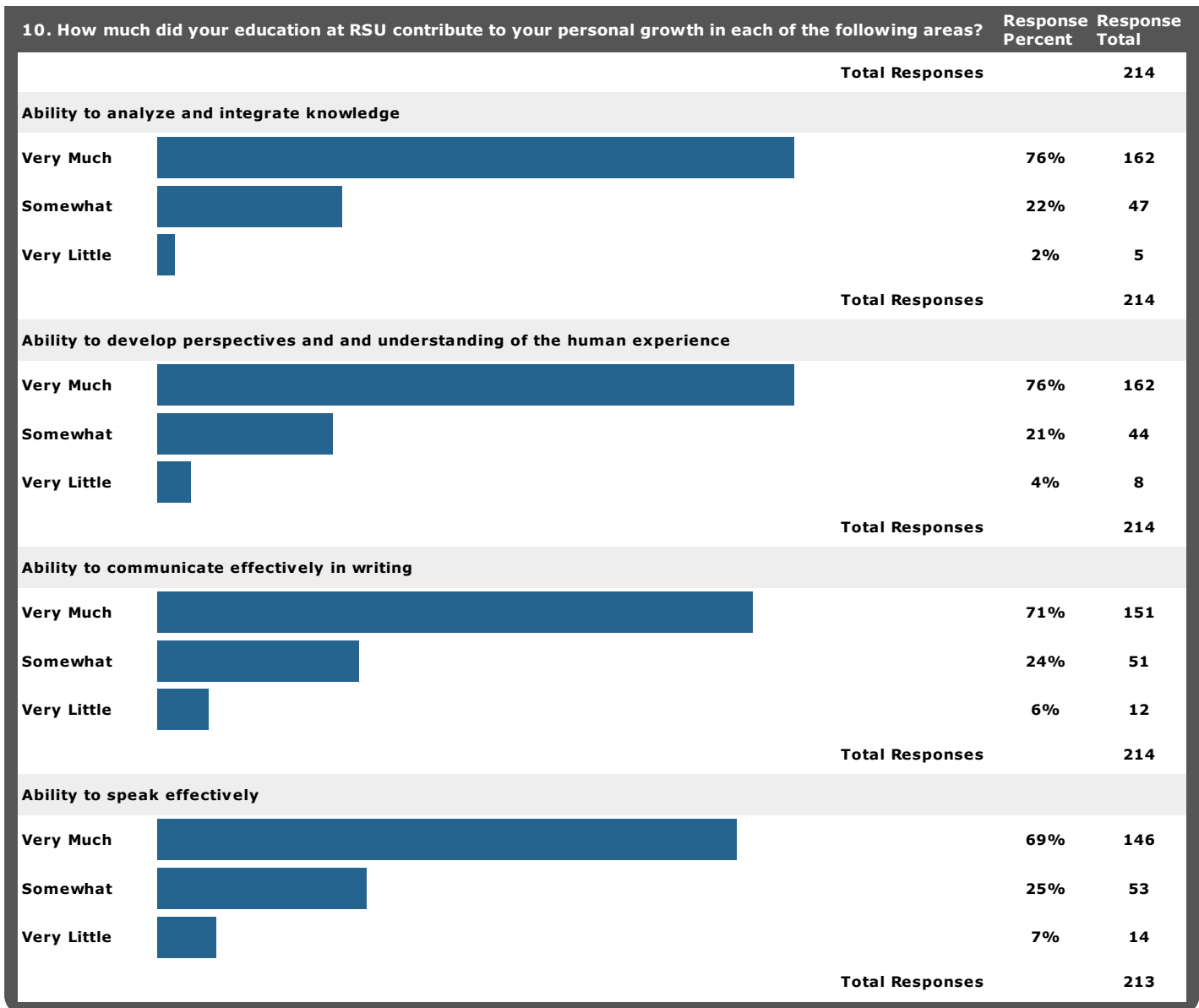
Better		38%	82
About the same		33%	71
Worse		4%	9
Unable to judge		25%	53
Total Responses			215

10. How much did your education at RSU contribute to your personal growth in each of the following areas?























Response
Percent Response
Total

Ability to acquire and evaluate information

Very Much		72%	154
Somewhat		25%	53
Very Little		3%	7



11. Indicate whether each of the following was a major source, minor source, or not a source of funds for your college education.

		Response Percent	Response Total
Not a Source		58%	121
Total Responses			210
Employment at RSU			
Major Source		9%	19
Minor Source		19%	41
Not a Source		72%	151
Total Responses			211
Spouse			
Major Source		10%	21
Minor Source		14%	29
Not a Source		76%	158
Total Responses			208
VA benefits			
Major Source		8%	16
Minor Source		1%	2
Not a Source		92%	195
Total Responses			213
Social Security benefits			
Major Source		1%	3
Minor Source		0%	1
Not a Source		98%	201
Total Responses			205
Student loans (Perkins loan, Federal Direct loan, etc.)			
Major Source		49%	105
Minor Source		14%	29
Not a Source		37%	80
Total Responses			214
Scholarships			
Major Source		44%	93
Minor Source		23%	50
Not a Source		33%	70
Total Responses			213
Educational grants (Pell grants, FSEOG, Oklahoma Promise, etc.)			
Major Source		44%	95
Minor Source		16%	35
Not a Source		39%	84

11. Indicate whether each of the following was a major source, minor source, or not a source of funds for your college education.	Response Percent	Response Total
Total Responses		214

12. What were your primary reasons for attending RSU?	Response Percent	Response Total
Cost	17%	123
Admission standards	3%	24
Size	12%	85
University culture	4%	28
Location	24%	167
Programs/Majors available	16%	116
Academic Reputation	4%	25
Availability of Scholarship or Financial Aid	10%	71
Advice of parents or relatives	4%	27
Advice of high school counselors or others	2%	12
To be with my friends	1%	10
Other	3%	22
Total Responses		710

13. While attending RSU, what was the average amount of hours that you worked at a job?	Response Percent	Response Total
Did not work while attending RSU.	11%	24
1 - 10 hours per week	6%	14
11 - 20 hours per week	22%	47
21 - 30 hours per week	22%	48
31 - 40 hours per week	23%	49
More than 40 hours per week	16%	35
Total Responses		217

14. How much did each of the following aspects of RSU contribute to your personal growth?	Response Percent	Response Total
General education courses (e.g., Comp I and II, College Algebra, History, etc.)		
Strongly Agree	24%	52
Agree	43%	93
Undecided	14%	30
Disagree	5%	10

14. How much did each of the following aspects of RSU contribute to your personal growth?		Response Percent	Response Total
Strongly Disagree		0%	1
Not Applicable		13%	29
Total Responses			215
Courses in my major			
Strongly Agree		62%	135
Agree		32%	70
Undecided		2%	5
Disagree		1%	2
Strongly Disagree		0%	0
Not Applicable		2%	4
Total Responses			216
Academic advising			
Strongly Agree		27%	59
Agree		32%	69
Undecided		15%	33
Disagree		14%	30
Strongly Disagree		6%	12
Not Applicable		6%	14
Total Responses			217
Career counseling			
Strongly Agree		11%	24
Agree		18%	39
Undecided		22%	47
Disagree		15%	33
Strongly Disagree		9%	20
Not Applicable		25%	53
Total Responses			216
Internships for academic credit			
Strongly Agree		16%	34
Agree		14%	30
Undecided		14%	30
Disagree		8%	17
Strongly Disagree		4%	9
Not Applicable		44%	96
Total Responses			216

14. How much did each of the following aspects of RSU contribute to your personal growth?

Response
Percent

Response
Total

Study Abroad/International experiences

Strongly Agree		8%	17
Agree		4%	8
Undecided		10%	22
Disagree		7%	14
Strongly Disagree		2%	4
Not Applicable		70%	150
Total Responses			215

Service learning (service as a required part of a course)

Strongly Agree		11%	23
Agree		10%	22
Undecided		16%	34
Disagree		8%	17
Strongly Disagree		2%	4
Not Applicable		53%	114
Total Responses			214

Community service (service not required as part of a course)

Strongly Agree		14%	31
Agree		20%	42
Undecided		12%	26
Disagree		7%	16
Strongly Disagree		2%	4
Not Applicable		44%	95
Total Responses			214

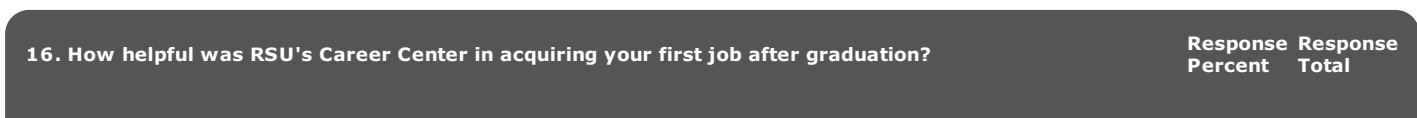
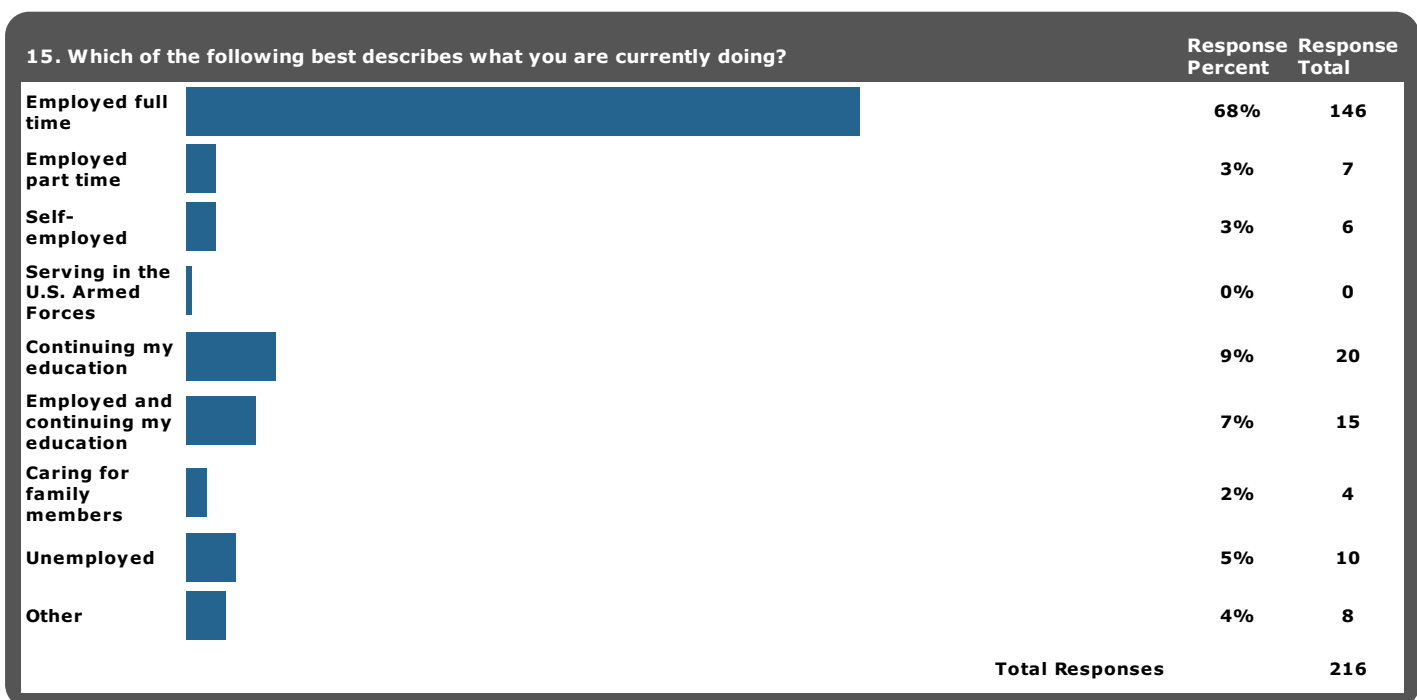
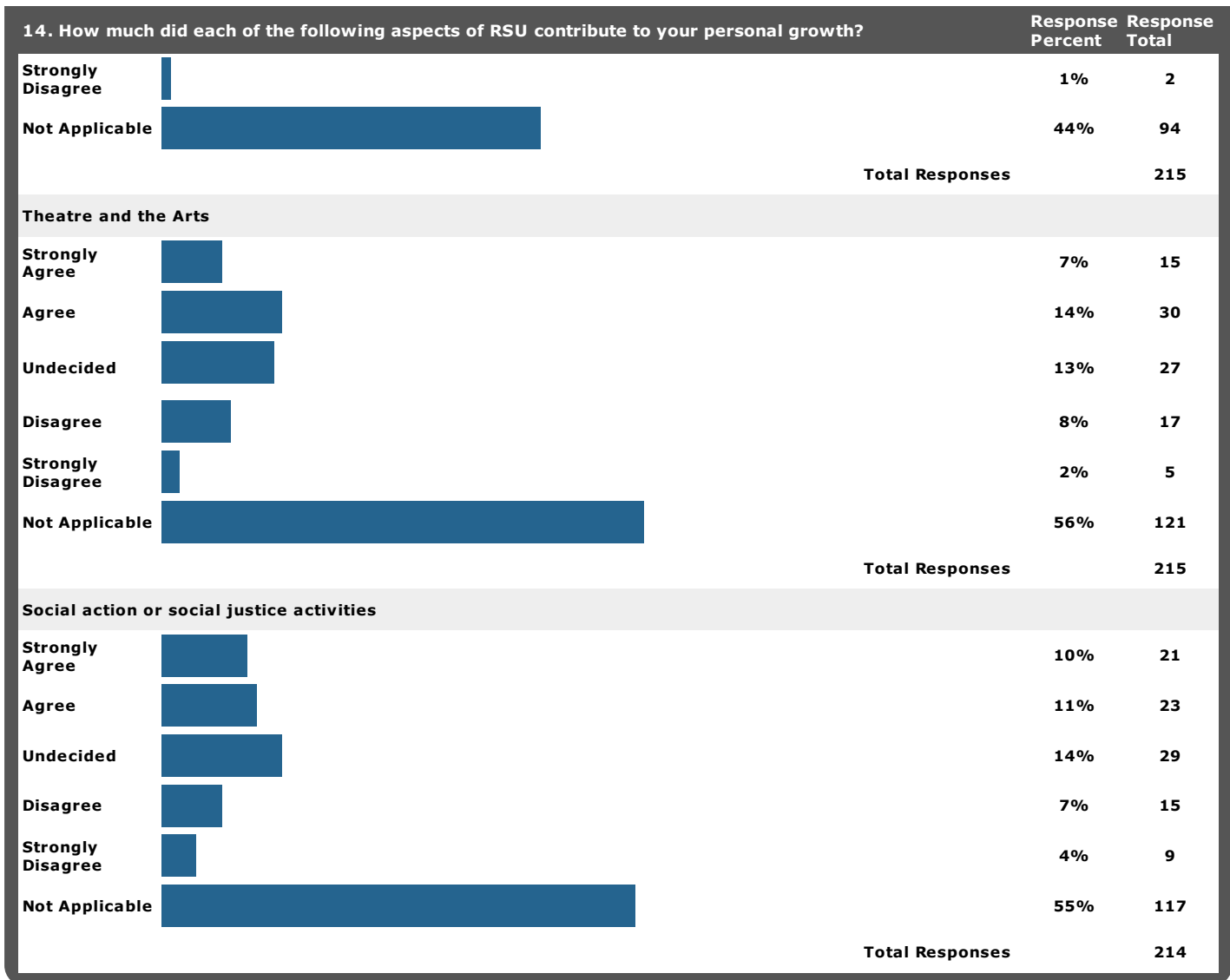
Residential life (general experiences in the residence halls)


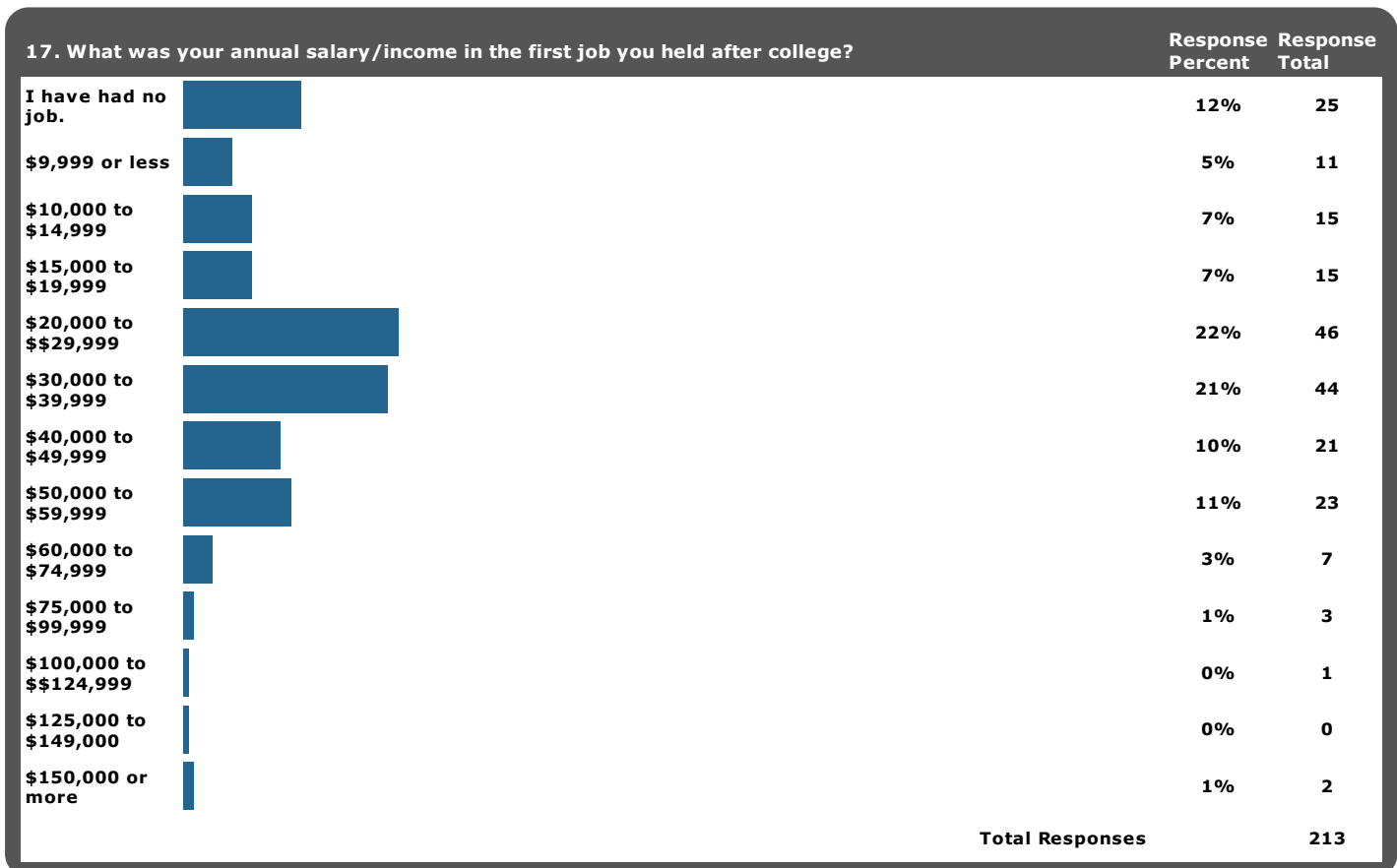
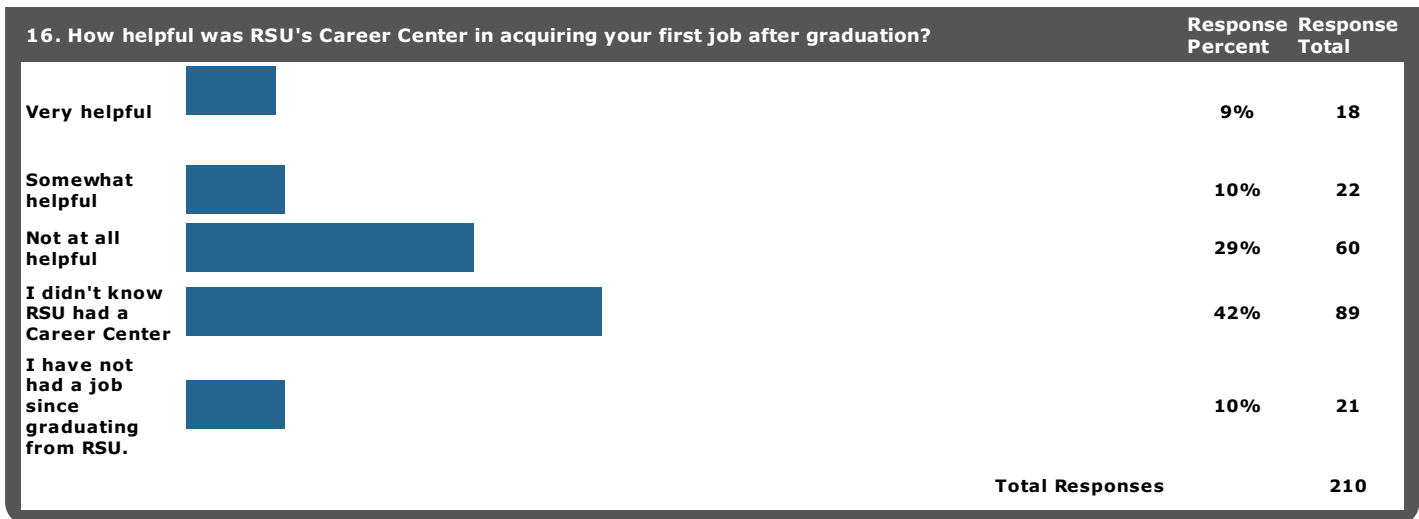
Strongly Agree		12%	26
Agree		7%	16
Undecided		9%	19
Disagree		7%	14
Strongly Disagree		2%	5
Not Applicable		63%	135
Total Responses			215

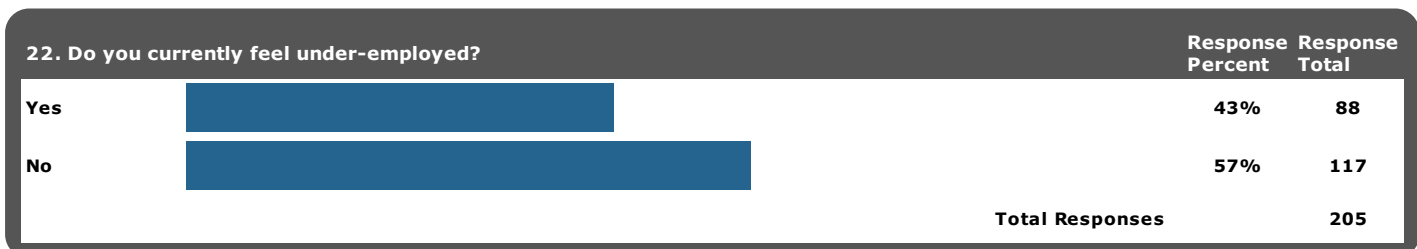
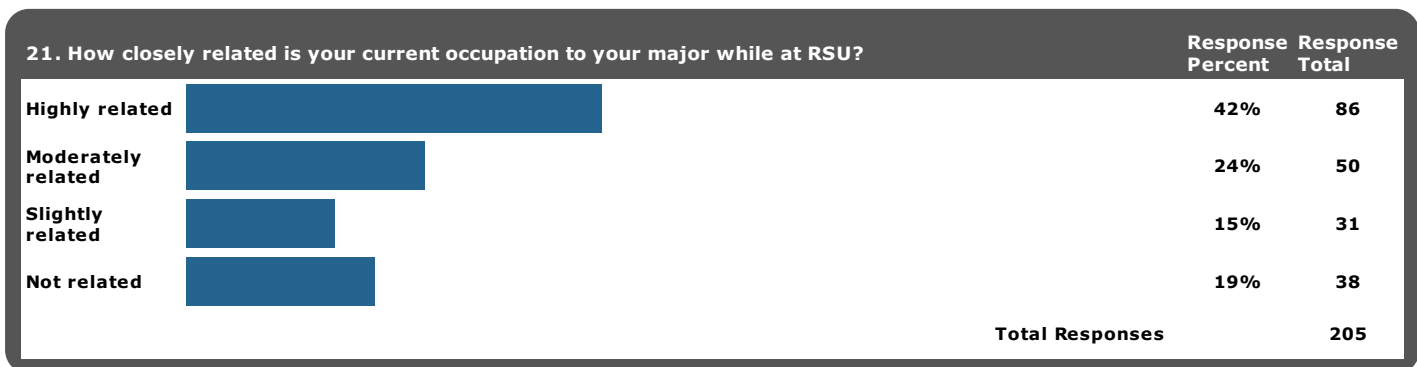
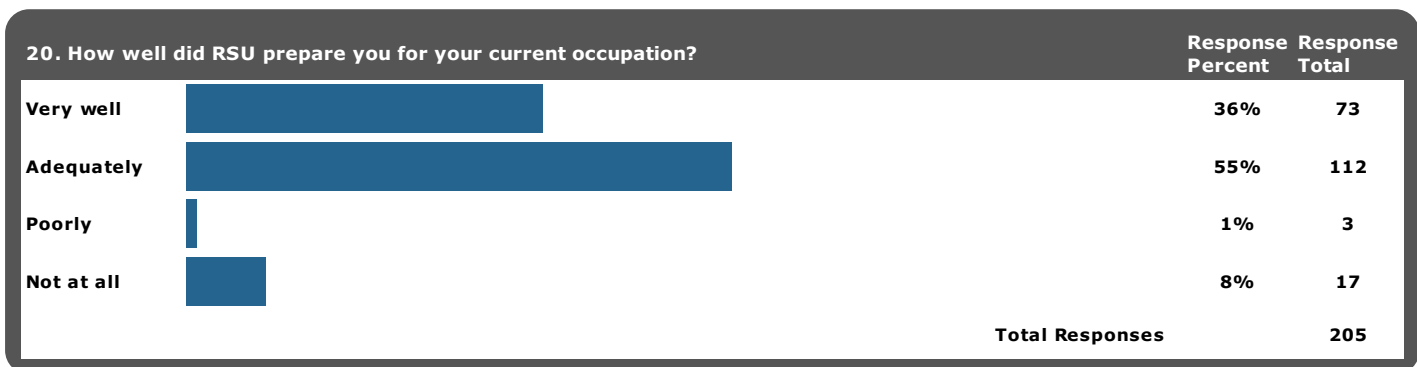
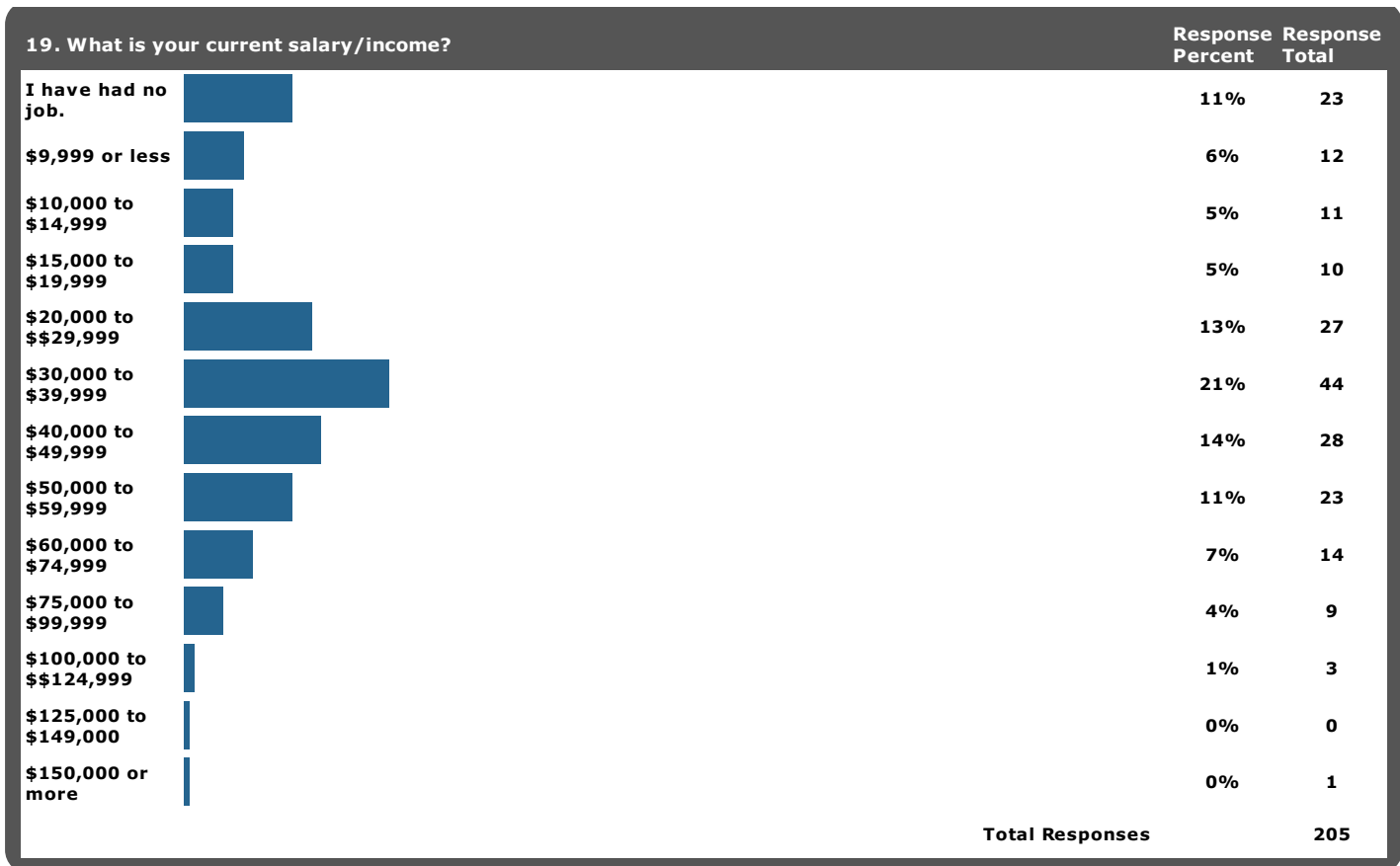
Student government

Strongly Agree		11%	24
Agree		11%	23






















14. How much did each of the following aspects of RSU contribute to your personal growth?		Response Percent	Response Total
Undecided		15%	32
Disagree		9%	19
Strongly Disagree		3%	7
Not Applicable		51%	111
Total Responses			216
Student organizations and clubs			
Strongly Agree		20%	43
Agree		21%	44
Undecided		15%	33
Disagree		6%	13
Strongly Disagree		2%	4
Not Applicable		36%	77
Total Responses			214
Intramural athletics			
Strongly Agree		5%	10
Agree		4%	9
Undecided		11%	23
Disagree		8%	17
Strongly Disagree		3%	7
Not Applicable		69%	149
Total Responses			215
Intercollegiate athletics			
Strongly Agree		10%	22
Agree		5%	10
Undecided		9%	19
Disagree		9%	20
Strongly Disagree		3%	6
Not Applicable		64%	138
Total Responses			215
Research with a faculty member			
Strongly Agree		16%	34
Agree		21%	46
Undecided		12%	26
Disagree		6%	13





































23. Indicate your current occupation.

		Response Percent	Response Total
Undecided		10%	21
Accounting		6%	13
Agriculture		1%	2
Business and Management		14%	28
Business and Office		8%	17
Marketing		3%	6
Communications		1%	2
Community/Personal Services		6%	12
Computer/Information Technology		6%	12
Cross-disciplinary Studies		0%	1
Education		8%	16
Engineering-related		0%	1
Foreign Languages		0%	0
Health Sciences/Allied Health		19%	39
Journalism		0%	1
Mathematics or Statistics		0%	1
Philosophy, Religion, Theology		0%	0
Sciences (Biological and Physical)		4%	8
Social Sciences		7%	14
Trade and Industrial		3%	7
Visual/Performing Arts		1%	2
Total Responses			203

24. Additional Questions

		Response Percent	Response Total
I am interested in participating in RSU alumni trips			
Strongly Agree		9%	20
Agree		20%	42
Undecided		36%	77
Disagree		19%	40
Strongly Disagree		17%	36
Total Responses			215
I am interested in attending alumni dinners and social events			
Strongly Agree		14%	31
Agree		34%	73

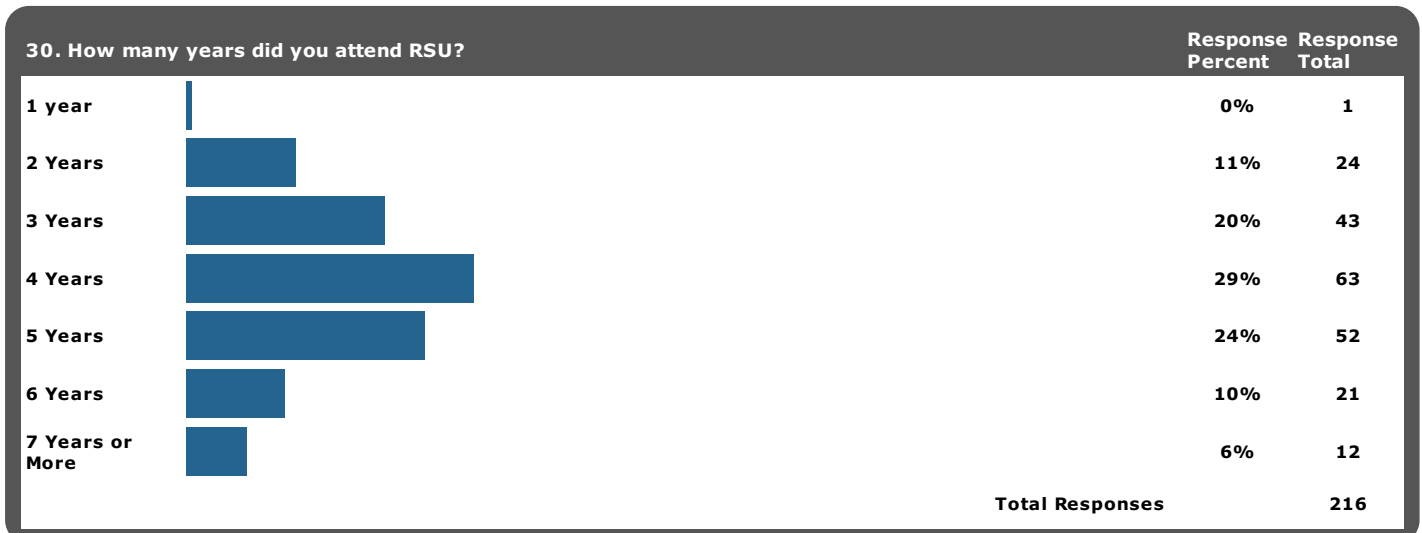
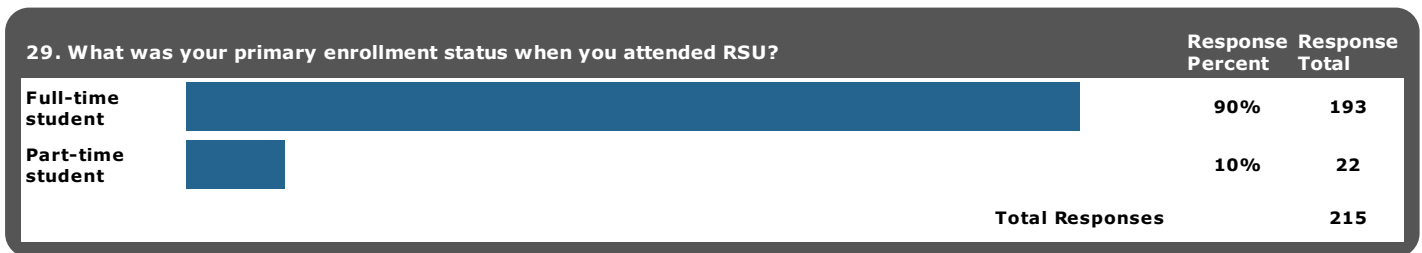
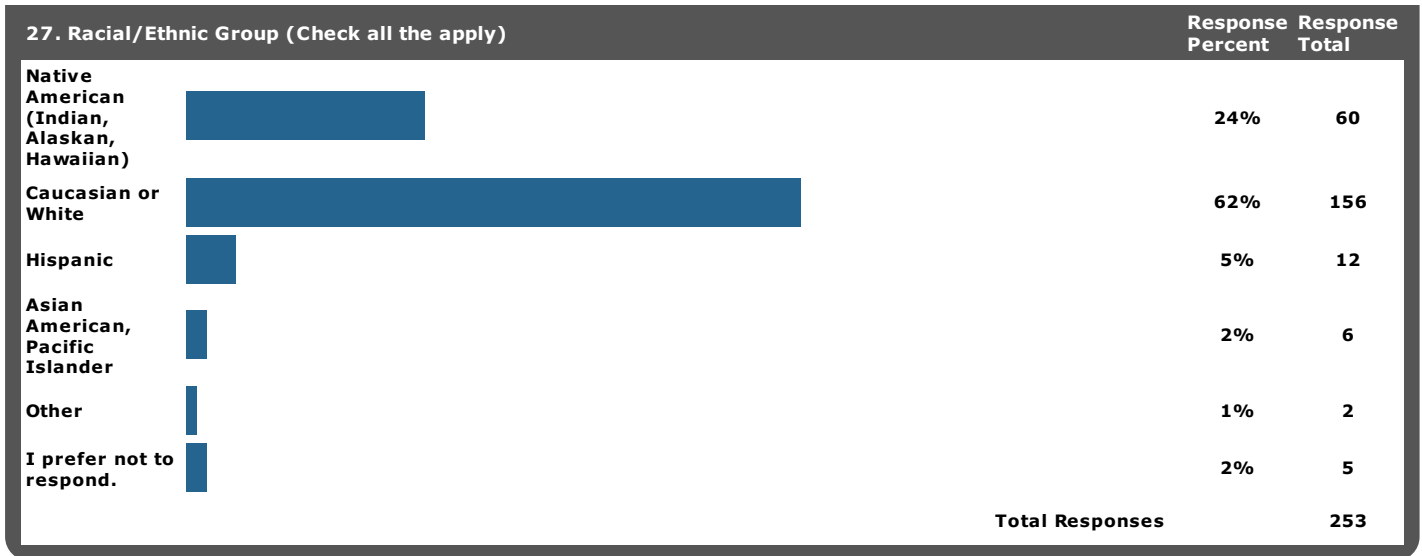
24. Additional Questions		Response Percent	Response Total
Undecided		27%	57
Disagree		13%	27
Strongly Disagree		13%	27
Total Responses			215
I am interested in community volunteer opportunities			
Strongly Agree		12%	26
Agree		25%	53
Undecided		35%	75
Disagree		13%	29
Strongly Disagree		15%	32
Total Responses			215
I am interested in alumni reunions			
Strongly Agree		14%	31
Agree		26%	55
Undecided		26%	56
Disagree		19%	41
Strongly Disagree		15%	32
Total Responses			215
During the coming year, I am likely to participate in an RSU event.			
Strongly Agree		18%	38
Agree		23%	49
Undecided		29%	61
Disagree		15%	33
Strongly Disagree		15%	33
Total Responses			214

25. Rate each of the following Alumni Association programs and services at RSU.		Response Percent	Response Total
Publications			
Very Good		24%	52
Fair		18%	38
Poor		3%	7
No Opinion		41%	88
Does Not Apply		14%	29
Total Responses			214
Homecoming activities			


25. Rate each of the following Alumni Association programs and services at RSU.		Response Percent	Response Total
Very Good		25%	53
Fair		12%	26
Poor		3%	6
No Opinion		42%	90
Does Not Apply		18%	38
Total Responses			213
Fund raising programs			
Very Good		17%	36
Fair		16%	34
Poor		4%	8
No Opinion		46%	98
Does Not Apply		18%	39
Total Responses			215
Alumni Association meetings			
Very Good		15%	33
Fair		9%	19
Poor		5%	10
No Opinion		53%	113
Does Not Apply		18%	39
Total Responses			214

26. Age	Response Percent	Response Total
20 or Under	0%	0
21 or 22	6%	12
23 or 24	19%	42
25 or 26	18%	40
27 to 29	15%	32
30 to 39	24%	53
40 to 61	16%	34
62 or Over	2%	4
Total Responses		217

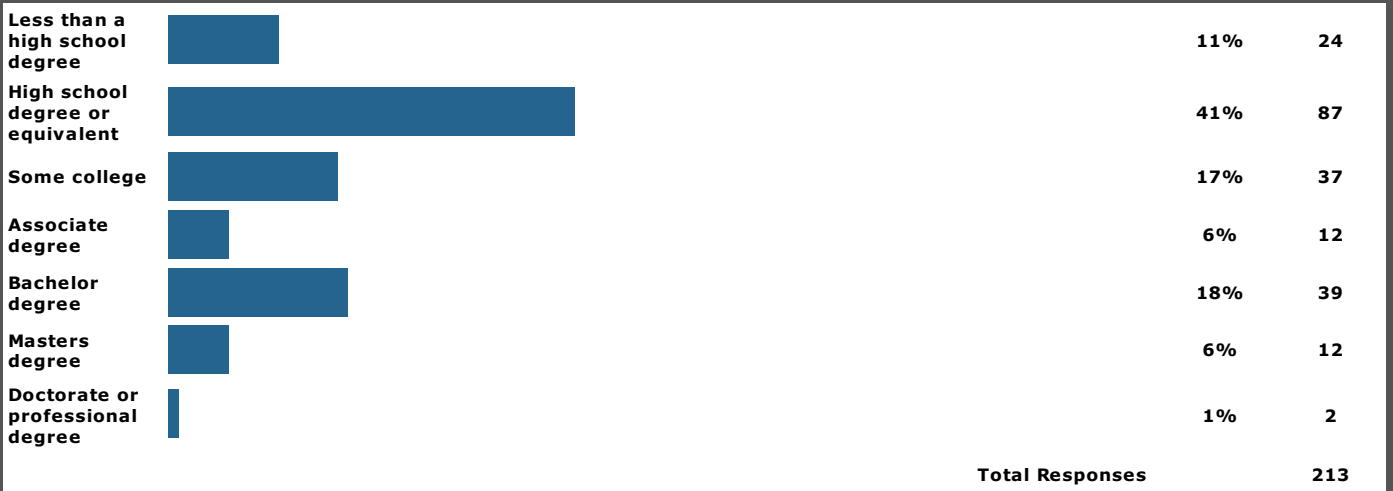
27. Racial/Ethnic Group (Check all the apply)	Response Percent	Response Total
African American or Black	5%	12



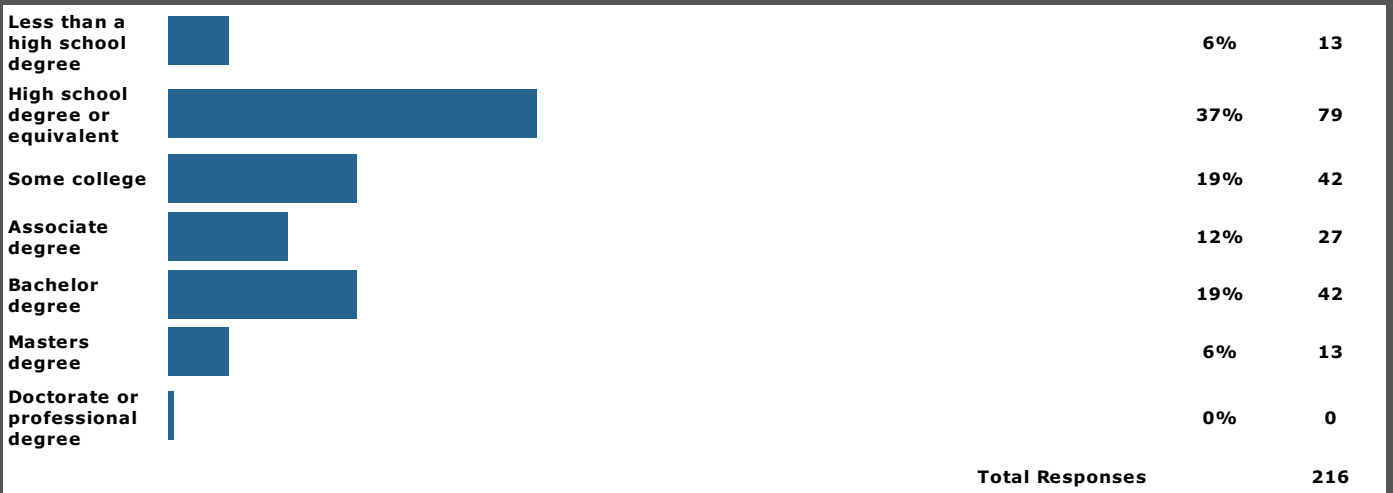
31. Where do you currently live?



32. What is/was the highest level of education of your father?



33. What is/was the highest level of education of your mother?



34. If you are employed, may we contact your current employer to conduct an employer survey?

