



ROGERS STATE
UNIVERSITY

CAREER SERVICES

2015 – 2016
FIRST DESTINATION SURVEY

REPORT FOR GRADUATES BETWEEN
AUGUST 2015 AND MAY 2016

OFFICE OF CAREER SERVICES

WWW.HIREHILLCATS.COM

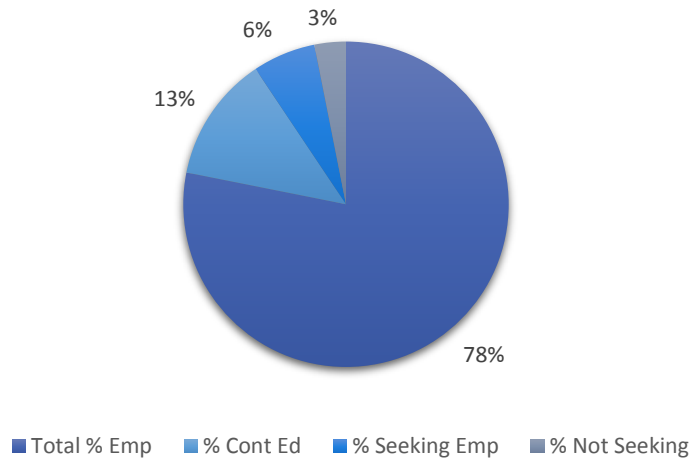
TABLE OF CONTENTS

All Graduates	Page(s)
Executive Summary	5-7
Outcomes – Overall Statistical Breakdown	5-7
On-Campus Recruiting Companies & Graduate Schools	8-12
School of Business and Technology	
Executive Summary	15
Outcomes – Overall Statistical Breakdown	15
Outcomes by Major – Graduate and Undergraduate Programs	16-18
School of Liberal Arts	
Executive Summary	21
Outcomes – Overall Statistical Breakdown	21
Outcomes by Major – Undergraduate Programs	22-24
School of Mathematics, Science, and Health Sciences	
Executive Summary	27
Outcomes – Overall Statistical Breakdown	27
Outcomes by Major – Undergraduate Programs	28-29

EXECUTIVE SUMMARY

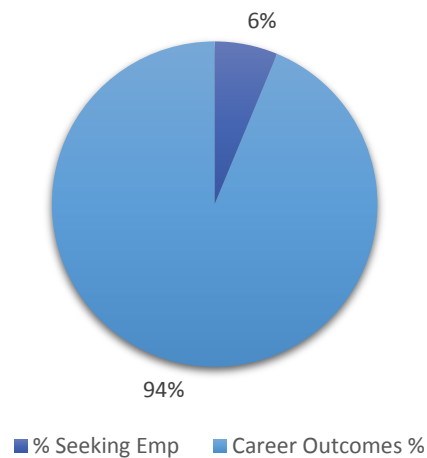
A total of 624 students graduated from Rogers State University between August 2015 and May 2016. Of that total, responses were received from 64 (10%) students. Responses indicated that 50 (78%) graduates had accepted employment, either full-time or part-time, 8 (13%) were continuing education, 4 (6%) were still seeking employment, and 2 (3%) would not be continuing education or seeking employment.

Overall Graduate Activity (n=64)



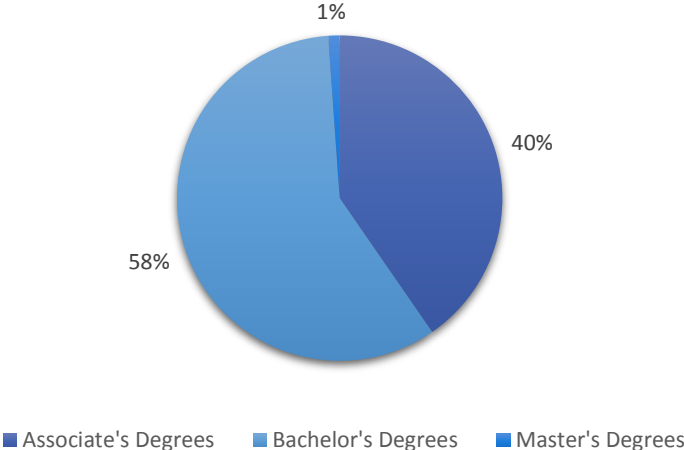
Of the 64 responding graduates, 6% were still seeking employment, resulting in a 94% placement rate for Rogers State University graduate and undergraduate students for 2015-2016.

Total Placement (n=64)



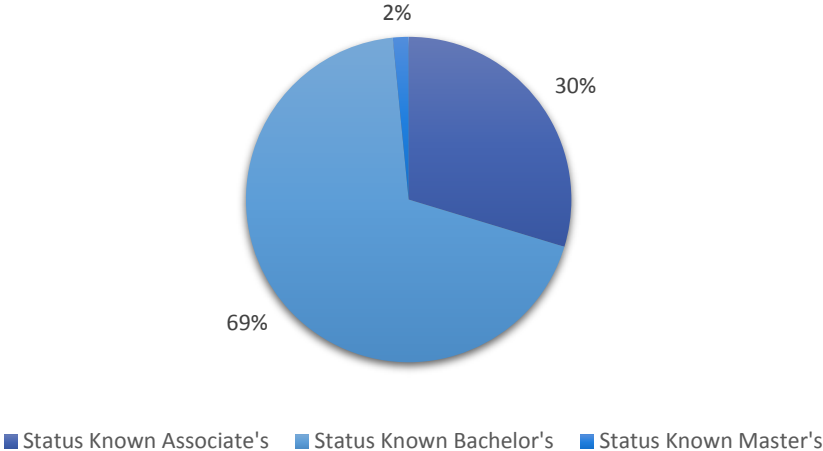
Of the 624 graduates, 252 (40%) students graduated with an Associate's degree, 365 (58%) students graduated with a Bachelor's degree, and 7 (1%) students graduated with a Master's degree.

Degrees Earned by Classification



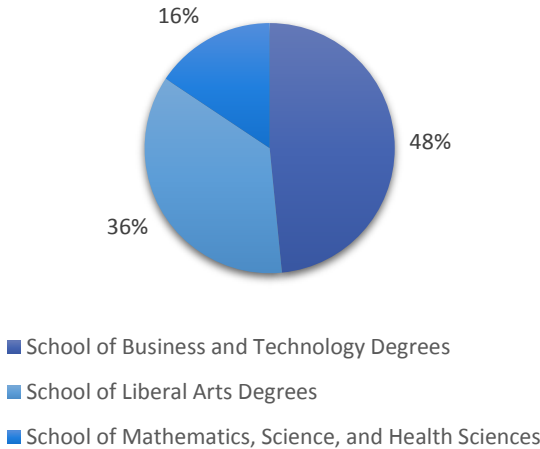
Of the 64 respondents, 19 (30%) students graduated with an Associate's degree, 44 (69%) students graduated with a Bachelor's degree, and 1 (2%) student graduated with a Master's degree.

Respondent Degrees by Classification



Further, of the 64 respondents, 31 (48%) graduated with degrees from the School of Business and Technology, 23 (36%) graduated with degrees from the School of Liberal Arts, and 10 (16%) graduated with degrees from the School of Mathematics, Science, and Health Sciences.

Respondent Degrees by School



Salary Data

Salary data was provided by 35 (88%) reporting graduates of 2015-2016. The salary mean of all reporting graduates is \$34,880.29. The salary median of all reporting graduates is \$33,500. Bonus data was provided by 12 (34%) reporting graduates of 2015-2016. The bonus mean of all reporting graduates is \$3,133.33. The bonus median of all reporting graduates is \$1,000.

Recruiter Data

A total of 57 companies and graduate programs recruited on-campus for graduates of 2015-2016 by attending the Spring 2016 Career Fair hosted by Career Services. A total of 84 companies or graduate programs recruited graduates by attending the 2016 Tulsa Collegiate Job Fair. A total of 28 companies or universities recruited graduates by attending 2016 Mental Health Week activities on-campus. A total of 8 organizations recruited graduates on-campus by setting up individual tabling.

On-Campus Recruiting at Spring 2016 Career Fair

Aflac	Oklahoma State University Medical Center
ArcBest Corporation	Oklahoma State University-Tulsa Graduate Student Center
Brookdale Claremore	Oklahoma Wesleyan University
Baptist Village of Owasso	Oral Roberts University
Camp Fire Green Country	Pafford EMS
Carter Healthcare	ProRecruiters
Cherokee Nation Businesses	Rogers State University Graduate Program
Claims Management	Solid Rock Realtors
Claremore Work Force Center	Southern Nazarene University
Cleveland University-Kansas City	Spherexx.com
Community Food Bank of Eastern Oklahoma	Springfield Missouri Police Department
Counseling & Recovery Services of Oklahoma	St. Gregory's University
Craig General Hospital	State Farm - Grant Gingerich
CrossCom National, LLC	Tulsa Athletics
Farmers Insurance Claims	Tulsa Aviation Group (TAG)
FFO Home	Tulsa County
FlightSafety International	Tulsa Parks
Grand Lake Mental Health Center, Inc.	Tulsa Police Department
HydroHoist Marine Group, Inc.	United Recovery Systems
Indian Health Service	University of Arkansas
International Insurance Brokers, LTD	University of Oklahoma College of Liberal Studies
Langston University-Tulsa	University of Oklahoma-Tulsa College of Liberal Arts
Laureate Psychiatric Clinic and Hospital	University of Oklahoma-Tulsa School of Community Medicine
Macy's Logistics & Operations	University of Tulsa College of Law
Missouri State University	University of Tulsa Paralegal Program
Northeastern State University	Workforce Tulsa
Northwestern Mutual	
Oklahoma Department of Human Services	
Oklahoma National Guard	
Oklahoma State Auditor and Inspector Office	

TOTAL EMPLOYERS & GRADUATE SCHOOLS ON-CAMPUS: 57

Employers & Graduate Schools Recruiting at Tulsa Collegiate Job Fair 2016

180 Medical
A.T. Still University
ArcBest Corporation
Arkansas Department of Human Services
Arkansas Tech University - Graduate College
Arvest Bank
Bob Moore Auto Group
Bridgestone Retail Operations
Bureau of Safety and Environmental
Enforcement
CCK Strategies, PLLC
Champs Sports
Cherokee Nation Businesses
City Year
Community Food Bank of Eastern Oklahoma
Counseling and Recovery Services of
Oklahoma
CREOKS Behavioral Health Services
DaVita Dialysis
Deming Public Schools
Drug Enforcement Administration
Edward Jones
Emerge Marketing and PR
Enterprise Rentals
Federal Bureau of Investigation
Heartland Dental
Hertz
Hillcrest Healthcare System
International Insurance Brokers, LTD.
Jackie Cooper Imports
JD Young
JMARK, Business Solutions, Inc.
JoCo
Laureate Psychiatric Clinic and Hospital
Lufthansa Technik Component Services
Magellan Midstream Partners, L.P.
Melton Truck Lines
National Security Agency
Navy Officer Programs
New York Life Insurance Company
NORDAM
Northeastern State University - Graduate
Programs
Northeastern State University - MBA
Program
Northwestern Mutual Financial Network
NTCS Community Outreach
OGE Energy Corp
Oklahoma Central Credit Union
Oklahoma Department of Human Services
(DHS)
Oklahoma State Regional Center
Oklahoma State University Watson
Graduate School of Management
Oral Roberts University
Oklahoma State University Medical Center-
Managed by Mercy
Oklahoma State University-Tulsa Graduate
Student Services Center
Paycom
Peace Corps
Pennwell Corporation
Penske Truck Leasing
Pittsburg State University
Putnam City Schools
Reading Partners AmeriCorps
Rogers State University
RR Donnelley
Sherwin-Williams PSG
Southwest Power Pool, Inc.
Springfield (MO) Police Department
St. Gregory's University
Target
Teach for America
Tulsa Athletics (National Premier Soccer
League)
Tulsa Community College
Tulsa Educare, Inc.
Tulsa Housing Authority
Tulsa Parks
Tulsa Police Department
United States Department of State

University of Oklahoma-Tulsa School of
Community Medicine
University of Oklahoma at Tulsa
University of Tulsa College of Law
University of Tulsa – Collins College of
Business Graduate Programs
University of Tulsa Graduate School

University of Tulsa Paralegal Studies
Program
Verizon
Walmart Retail Technology
Wichita State University
Workforce Oklahoma
Worldwide Express

TOTAL EMPLOYERS & GRADUATE SCHOOLS RECRUITING: 84

On-Campus Recruiting for Mental Wealth Day 2016

Aimee's Tranquil Touch Massage Therapy
Cherokee Nation Behavioral Health
Child Support
Counseling & Recovery Services
Department of Vocational Rehabilitation Services
Family & Children's Services
Grand Lake Mental Health Center
Hinds Family Chiropractic
MCN BHS
Norman Police Department
Northeastern State University
Oklahoma Family Network
Oklahoma Psychological Evaluations
Oklahoma State University-Tulsa
Pregnancy Resource Center of Owasso
Rogers County Department of Human Services
Safenet Services, Inc.
Sand Springs Police Department
Sapulpa Police Department
Shadow Mountain Behavioral Health
Southern Nazarene University
St. Gregory's University - Tulsa
TEAM ROC, GLMHC
The Demand Project
Thunderbird Youth Academy
Tulsa Vet Center
University of Oklahoma-Tulsa
Volunteers for Youth

TOTAL EMPLOYERS & GRADUATE SCHOOLS RECRUITING: 28

Organizations On-Campus Recruiting 2016

Camp Courage
Home of Hope
International Insurance Brokers
Macy's Fulfillment Center
Oklahoma State University-Institute of Technology
Sherman College
Tulsa Police Department
Tulsa Teacher's Credit Union

TOTAL ORGANIZATIONS RECRUITING: 8



ROGERS STATE
UNIVERSITY

CAREER SERVICES

School of Business and Technology

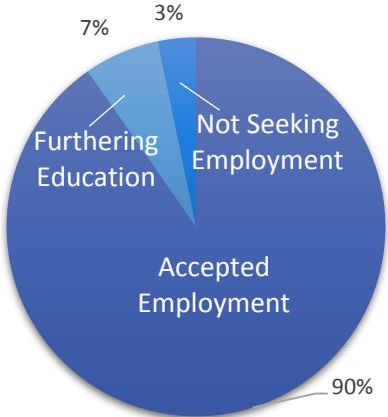
REPORT FOR GRADUATES BETWEEN

AUGUST 2015 AND MAY 2016

School of Business and Technology (2015-2016) Executive Summary

A total of 271 students earned degrees from the School of Business and Technology between August 2015 and May 2016. Outcomes were obtained for 11% of the students. Responses indicated that 28 (88%) graduates had accepted employment, 2 (6%) were continuing their education, 1 (3%) would not be continuing education or seeking employment, and 1 (3%) was still seeking employment.

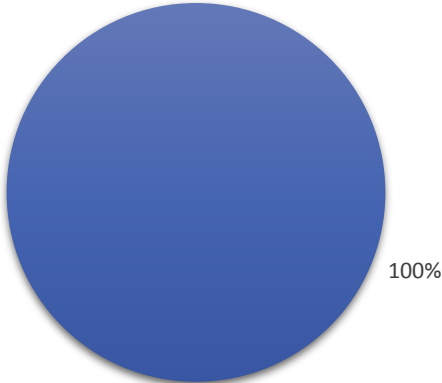
Overall Graduate Activity (n=31)



School of Business and Technology

Of the 31 graduates reporting, 0% were still seeking employment resulting in a 100% placement rate for the School of Business and Technology graduate and undergraduate students for 2015-2016.

Total Placement (n=31)



School of Business and Technology

For the School of Business and Technology, responses were not recorded for the following Bachelor degrees: Business Information Technology, Game Development, and Organizational Leadership. Responses were not recorded for the following Associate's degrees: Accounting and Computer Science.

Master of Business Administration

Seven graduates with 14% reporting.

Of 1 Respondent

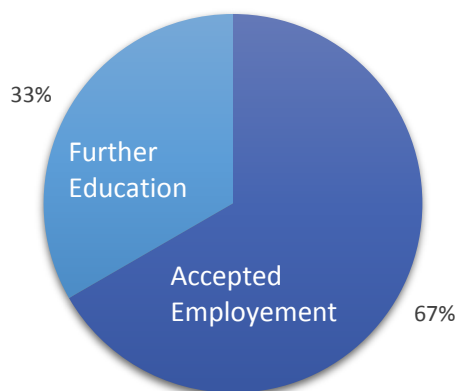


Hiring Employers: Reach Clothing

Bachelor of Applied Technology

Thirteen graduates with 23% reporting.

Of 3 Respondents



Hiring Employers: Red Lobster, LLC; Robert Half Technology

Graduate Schools: Rogers State University

Bachelor of Business Administration

One-hundred fifteen graduates with 14% reporting.

Of 16 Respondents




Hiring Employers: Cherokee Nation; Nelson Auto Group; J&J Pharmacy and Gifts; Garver; Northeastern State University; Billy Simms BBQ; Tulsa New Holland; Orchids Paper Products; St. John Medical Center; Tulsa Federal Credit Union; Hughes Lumber Company; Denali Vapor; Kettler Management Inc.; Wes Watkins Technology Center; Rogers State University; Osage Nation

Bachelor of Sport Management

Twenty-eight graduates with 7% reporting.

Of 2 Respondents



Hiring Employers: Sally's List

Graduate Schools: East Central University

Associate of Applied Technology

Nine graduates with 22% reporting.

Of 2 Respondents

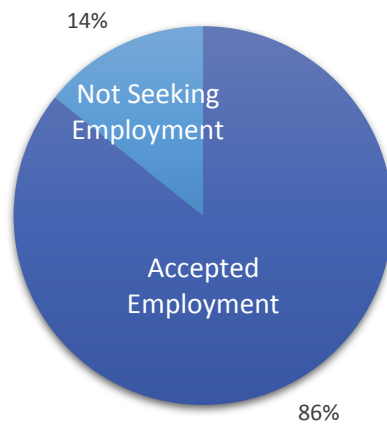


Hiring Employers: BTC Broadband; Phillips 66 Company

Associate of Business Administration

Fifty-two graduates with 13% reporting.

Of 7 Respondents



Hiring Employers: Crossland Heavy Contractors; H&G Home Medical; Cherokee Nation



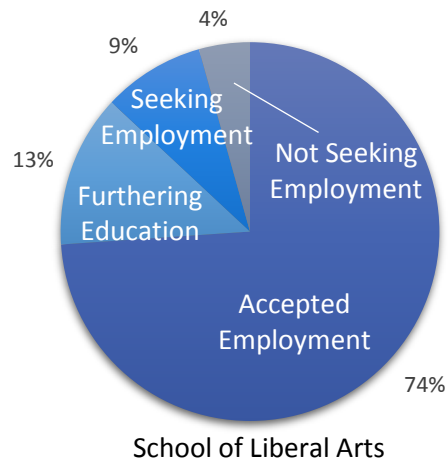
ROGERS STATE
U N I V E R S I T Y
CAREER SERVICES

School of Liberal Arts
REPORT FOR GRADUATES BETWEEN
AUGUST 2015 AND MAY 2016

School of Liberal Arts (2015-2016) Executive Summary

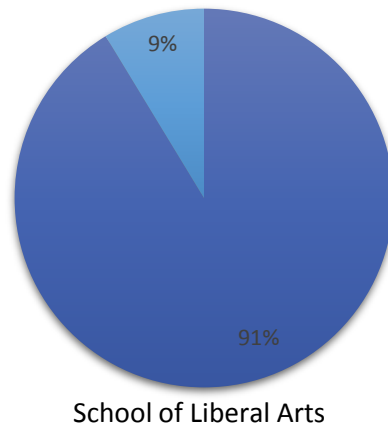
A total of 194 students earned degrees from the School of Liberal Arts between August 2015 and May 2016. Outcomes were obtained for 12% of the students. Responses indicated that 17 (74%) graduates had accepted employment, 3 (13%) were continuing their education, 1 (4%) would not be continuing education or seeking employment, and 2 (9%) were still seeking employment.

Overall Graduate Activity (n=23)



Of the 23 reporting graduates, 9% were still seeking employment, resulting in a 91% placement rate for the School of Liberal Arts undergraduate students for 2015-2016.

Total Placement (n=23)



For the School of Liberal Arts, responses were not recorded for the following Bachelor's degrees: Community Counseling, Elementary Education, Social Studies Education, General Studies, Justice Administration, Military History, Public Administration, and Social Entrepreneurship. Responses were not recorded for the following Associate's degrees: Criminal Justice Studies, Elementary Education, and Secondary Education.

Bachelor of Communications

Nineteen graduates with 11% reporting.

Of 2 Respondents

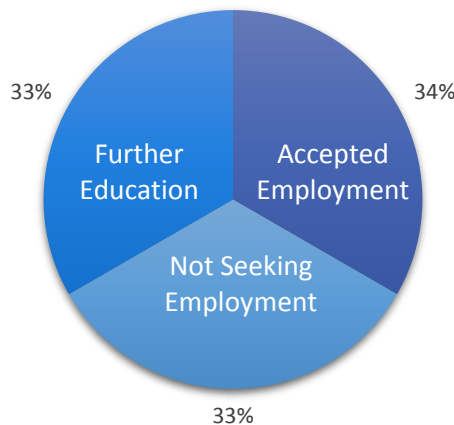


Hiring Employers: Rogers State University; Protection 1

Bachelor of Liberal Arts

Nine graduates with 33% reporting.

Of 3 Respondents

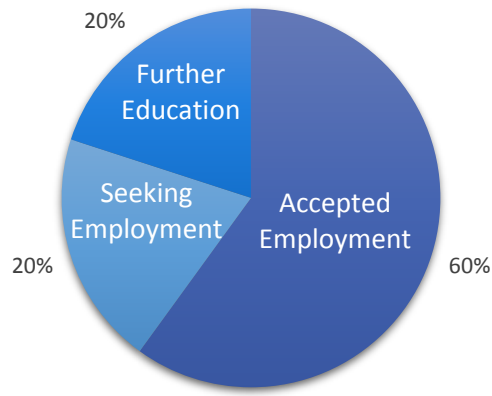


Graduate Schools: The University of Tulsa

Bachelor of Social Science

Thirty-three graduates with 30% reporting.

Of 10 Respondents



Hiring Employers: Grand Lake Mental Health Center; Family Guidance Center; Barnabas Life Unlimited; Bios...A Better Life

Graduate Schools: Austin Peay State University; Northeastern State University

Bachelor of Visual Arts

Twenty-two graduates with 14% reporting.

Of 3 Respondents



Hiring Employers: Wood Concepts Inc.; Bartlesville Print Shop; City of Tulsa

Associate of Liberal Arts

Fourteen graduates with 29% reporting.

Of 4 Respondents



100%

Hiring Employers: Four Country Mental Health Center

Associate of Social Science

Seventeen graduates with 6% reporting.

Of 1 Respondent



100%



ROGERS STATE
UNIVERSITY
CAREER SERVICES

School of Mathematics, Science, and Health
Sciences

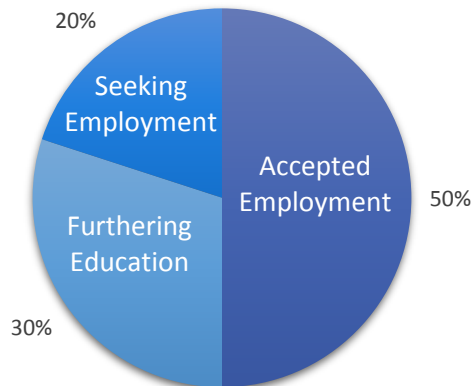
REPORT FOR GRADUATES BETWEEN
AUGUST 2015 AND MAY 2016

School of Mathematics, Science, & Health Sciences (2015-2016)

Executive Summary

A total of 159 students earned degrees from the School of Mathematics, Science, and Health Sciences between August 2015 and May 2016. Outcomes were obtained for 10 (6%) of the students. Responses indicated that 5 (50%) graduates had accepted employment, 3 (30%) were continuing their education, and 2 (20%) were still seeking employment.

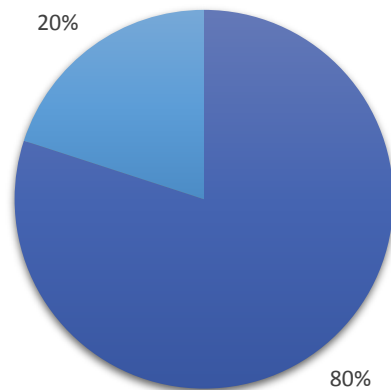
Overall Graduate Activity (n=10)



School of Mathematics, Science, and Health Sciences

Of the 10 responses, 20% were still seeking employment, resulting in an 80% placement rate for the School of Mathematics, Science, and Health Sciences undergraduate students for 2015-2016.

Total Placement (n=10)



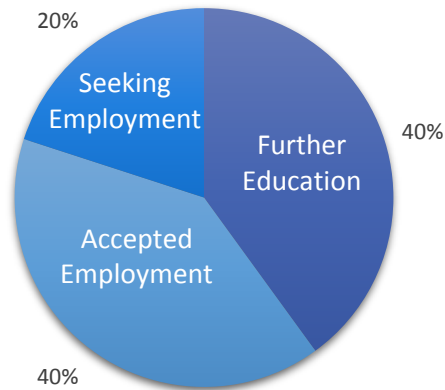
School of Mathematics, Science, and Health Sciences

For the School of Mathematics, Science, and Health Sciences, responses were not recorded for the following Bachelor's degrees: Nursing. Responses were not recorded for the following Associate's degrees: Biological Sciences, and Emergency Medical Services.

Bachelor of Biology

Thirty-five graduates with 14% reporting.

Of 5 Respondents



Hiring Employers: St. John's Hospital

Graduate Schools: University of Miami; Oklahoma State University

Associate of Nursing

Seventy-five graduates with 4% reporting.

Of 3 Respondents




Hiring Employers: Indian Health Services; St. Francis Children's Hospital; ODVA Claremore

Associate of Physical Science

Two graduates with 100% reporting.

Of 2 Respondents



Graduate Schools: Cameron University



Report Generated

By

Hailey Gillispie, RSU MBA Candidate

Career Services Marketing Intern

