

[Print Form\(s\)](#)[Return](#)

Equity in Athletics 2009

Institution: Rogers State University (207661)

User ID: E92076611

Screening Questions

Please answer these questions carefully as your responses will determine which subsequent data entry screens are appropriate for your institution.

1. How will you report Operating Expenses (i.e., Game Day expenses)?

- By Team Per Participant

2. Select the type of varsity sports teams at your institution.

- Men's Teams Only Women's Teams Only
 Both Men's Teams and Women's Teams Men's Teams and Coed Teams
 Women's Teams and Coed Teams Men's Teams and Women's Teams and Coed Teams
 Coed Teams Only

3. Do you have any assistant coaches?

- Yes
- | | |
|-------------------------------------|---------------|
| <input checked="" type="checkbox"/> | Men's Teams |
| <input checked="" type="checkbox"/> | Women's Teams |
| <input type="checkbox"/> | Coed Teams |
- No

Institution: Rogers State University (207661)

User ID: E92076611

Sports Selection - Men's and Women's Teams

Select the varsity sports teams at your institution.

Sport	Men's	Women's	Sport	Men's	Women's
Archery	<input type="checkbox"/>	<input type="checkbox"/>	Badminton	<input type="checkbox"/>	<input type="checkbox"/>
Baseball	<input checked="" type="checkbox"/>		Basketball	<input checked="" type="checkbox"/>	<input checked="" type="checkbox"/>
Beach Volleyball	<input type="checkbox"/>	<input type="checkbox"/>	Bowling	<input type="checkbox"/>	<input type="checkbox"/>
Cross Country	<input type="checkbox"/>	<input type="checkbox"/>	Diving	<input type="checkbox"/>	<input type="checkbox"/>
Equestrian	<input type="checkbox"/>	<input type="checkbox"/>	Fencing	<input type="checkbox"/>	<input type="checkbox"/>
Field Hockey		<input type="checkbox"/>	Football	<input type="checkbox"/>	
Golf	<input type="checkbox"/>	<input type="checkbox"/>	Gymnastics	<input type="checkbox"/>	<input type="checkbox"/>
Ice Hockey	<input type="checkbox"/>	<input type="checkbox"/>	Lacrosse	<input type="checkbox"/>	<input type="checkbox"/>
Rifle	<input type="checkbox"/>	<input type="checkbox"/>	Rodeo	<input checked="" type="checkbox"/>	<input checked="" type="checkbox"/>
Rowing	<input type="checkbox"/>	<input type="checkbox"/>	Sailing	<input type="checkbox"/>	<input type="checkbox"/>
Skiing	<input type="checkbox"/>	<input type="checkbox"/>	Soccer	<input checked="" type="checkbox"/>	<input checked="" type="checkbox"/>
Softball		<input checked="" type="checkbox"/>	Squash	<input type="checkbox"/>	<input type="checkbox"/>
Swimming	<input type="checkbox"/>	<input type="checkbox"/>	Swimming and Diving (combined)	<input type="checkbox"/>	<input type="checkbox"/>
Synchronized Swimming		<input type="checkbox"/>	Table Tennis	<input type="checkbox"/>	<input type="checkbox"/>
Team Handball	<input type="checkbox"/>	<input type="checkbox"/>	Tennis	<input type="checkbox"/>	<input type="checkbox"/>
Track and Field (Indoor)	<input type="checkbox"/>	<input type="checkbox"/>	Track and Field (Outdoor)	<input type="checkbox"/>	<input type="checkbox"/>
Track and Field and Cross Country (combined)	<input type="checkbox"/>	<input type="checkbox"/>	Volleyball	<input type="checkbox"/>	<input type="checkbox"/>
Water Polo	<input type="checkbox"/>	<input type="checkbox"/>	Weight Lifting	<input type="checkbox"/>	<input type="checkbox"/>
Wrestling	<input type="checkbox"/>	<input type="checkbox"/>	<u>Other Sports (Specify sports in the caveat box.) *</u>	<input type="checkbox"/>	<input type="checkbox"/>

CAVEAT

* If you indicated in the caveat box that your other sports are Dancing and/or Cheerleading, please also specify in the caveat box that your institution has a letter from the Office of Civil Rights confirming that the OCR has determined that Dancing and/or Cheerleading are varsity sports at your institution.

If after leaving this screen you return to it to add a sport, be sure to include associated data for that sport on subsequent screens. If you return to this screen to delete a sport, all associated data for that sport will be deleted from subsequent screens as well.

Institution: Rogers State University (207661)

User ID: E92076611

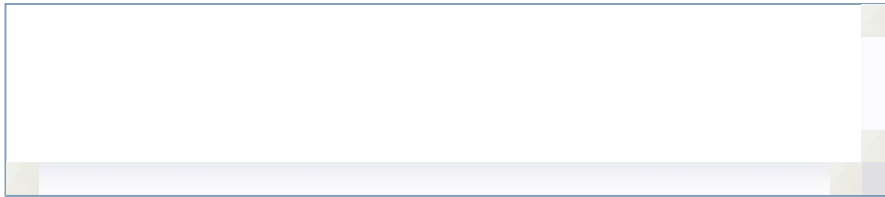
Athletics Participation - Men's and Women's Teams

Athletics Participation

Number of participants as of the day of the first scheduled contest

Varsity Teams	Men's Teams	Women's Teams
Baseball	28	
Basketball	11	13
Rodeo	8	8
Soccer	27	28
Softball		19
Total Participants Men's and Women's Teams	74	68
Unduplicated Count of Participants (If an individual participates on more than one team, count that individual only once on this line.)	74	68

CAVEAT



Institution: Rogers State University (207661)

User ID: E92076611


Head Coaches - Men's Teams

Head Coaches - Men's Teams

A full-time head coach is an individual who coaches one team full-time and is a full-time employee of the school.

Varsity Teams	Male Head Coaches				Female Head Coaches				Total Head Coaches
	Full-Time Coaching Duties	Part-Time Coaching Duties	Full-Time University Employee	Part-Time University Employee or Volunteer	Full-Time Coaching Duties	Part-Time Coaching Duties	Full-Time University Employee	Part-Time University or Volunteer	
Baseball	<input type="text"/>	<input type="text" value="1"/>	<input type="text" value="1"/>	<input type="text"/>	<input type="text"/>	<input type="text"/>	<input type="text"/>	<input type="text"/>	1
Basketball	<input type="text"/>	<input type="text" value="1"/>	<input type="text" value="1"/>	<input type="text"/>	<input type="text"/>	<input type="text"/>	<input type="text"/>	<input type="text"/>	1
Rodeo	<input type="text"/>	<input type="text" value="1"/>	<input type="text"/>	<input type="text" value="1"/>	<input type="text"/>	<input type="text"/>	<input type="text"/>	<input type="text"/>	1
Soccer	<input type="text"/>	<input type="text" value="1"/>	<input type="text" value="1"/>	<input type="text"/>	<input type="text"/>	<input type="text"/>	<input type="text"/>	<input type="text"/>	1
Coaching Position Totals	0	4	3	1	0	0	0	0	4

CAVEAT



Institution: Rogers State University (207661)

User ID: E92076611


Head Coaches - Women's Teams

Head Coaches - Women's Teams

A full-time head coach is an individual who coaches one team full-time and is a full-time employee of the school.

Varsity Teams	Male Head Coaches				Female Head Coaches				Total Head Coaches
	Full-Time Coaching Duties	Part-Time Coaching Duties	Full-Time University Employee	Part-Time University Employee or Volunteer	Full-Time Coaching Duties	Part-Time Coaching Duties	Full-Time University Employee	Part-Time University Employee or Volunteer	
Basketball	<input type="text"/>	<input type="text"/>	<input type="text"/>	<input type="text"/>	<input type="text"/>	<input type="text" value="1"/>	<input type="text" value="1"/>	<input type="text"/>	1
Rodeo	<input type="text"/>	<input type="text" value="1"/>	<input type="text"/>	<input type="text" value="1"/>	<input type="text"/>	<input type="text"/>	<input type="text"/>	<input type="text"/>	1
Soccer	<input type="text"/>	<input type="text" value="1"/>	<input type="text" value="1"/>	<input type="text"/>	<input type="text"/>	<input type="text"/>	<input type="text"/>	<input type="text"/>	1
Softball	<input type="text"/>	<input type="text" value="1"/>	<input type="text" value="1"/>	<input type="text"/>	<input type="text"/>	<input type="text"/>	<input type="text"/>	<input type="text"/>	1
Coaching Position Totals	0	3	2	1	0	1	1	0	4

CAVEAT



Institution: Rogers State University (207661)

User ID: E92076611

Head Coaches' Salaries - Men's and Women's Teams

Head Coaches' Salaries

Enter salaries and bonuses only. Do not include benefits on this screen. Do not include volunteer head coaches in calculating average salary and average FTE.

	Men's Teams	Women's Teams
Average Annual Institutional Salary per Head Coach	<input type="text" value="28,269"/>	<input type="text" value="19,877"/>
Number of Head Coaches Included in Average	<input type="text" value="4"/>	<input type="text" value="4"/>
Number of Volunteer Head Coaches not Included in the Average	<input type="text" value="0"/>	<input type="text" value="0"/>
Average Annual Institutional Salary per Full-time equivalent (FTE)	56,538	39,754
Number of Full-time equivalents (FTEs) Included in Average	<input type="text" value="2.00"/>	<input type="text" value="2.00"/>

CAVEAT

Institution: Rogers State University (207661)

User ID: E92076611

Assistant Coaches - Men's Teams

Assistant Coaches - Men's Teams

A full-time assistant coach is an individual who coaches one team full-time and is a full-time employee of the school.

Varsity Teams	Male Assistant Coaches				Female Assistant Coaches				Total Assistant Coaches
	Full-Time Coaching Duties	Part-Time Coaching Duties	Full-Time University Employee	Part-Time University Employee or Volunteer	Full-Time Coaching Duties	Part-Time Coaching Duties	Full-Time University Employee	Part-Time University Employee or Volunteer	
Baseball	<input type="text"/>	<input type="text" value="3"/>	<input type="text" value="1"/>	<input type="text" value="2"/>	<input type="text"/>	<input type="text"/>	<input type="text"/>	<input type="text"/>	3
Basketball	<input type="text"/>	<input type="text" value="1"/>	<input type="text" value="1"/>	<input type="text"/>	<input type="text"/>	<input type="text"/>	<input type="text"/>	<input type="text"/>	1
Rodeo	<input type="text"/>	<input type="text"/>	<input type="text"/>	<input type="text"/>	<input type="text"/>	<input type="text"/>	<input type="text"/>	<input type="text"/>	0
Soccer	<input type="text"/>	<input type="text" value="2"/>	<input type="text"/>	<input type="text" value="2"/>	<input type="text"/>	<input type="text"/>	<input type="text"/>	<input type="text"/>	2
Coaching Position Totals	0	6	2	4	0	0	0	0	6

CAVEAT

Institution: Rogers State University (207661)

User ID: E92076611

Assistant Coaches - Women's Teams

Assistant Coaches - Women's Teams

A full-time assistant coach is an individual who coaches one team full-time and is a full-time employee of the school.

Varsity Teams	Male Assistant Coaches				Female Assistant Coaches				Total Assistant Coaches
	Full-Time Coaching Duties	Part-Time Coaching Duties	Full-Time University Employee	Part-Time University Employee or Volunteer	Full-Time Coaching Duties	Part-Time Coaching Duties	Full-Time University Employee	Part-Time University Employee or Volunteer	
Basketball	<input type="text"/>	<input type="text" value="1"/>	<input type="text" value="1"/>	<input type="text"/>	<input type="text"/>	<input type="text" value="1"/>	<input type="text"/>	<input type="text" value="1"/>	2
Rodeo	<input type="text"/>	<input type="text"/>	<input type="text"/>	<input type="text"/>	<input type="text"/>	<input type="text"/>	<input type="text"/>	<input type="text"/>	0
Soccer	<input type="text"/>	<input type="text" value="1"/>	<input type="text"/>	<input type="text" value="1"/>	<input type="text"/>	<input type="text" value="1"/>	<input type="text"/>	<input type="text" value="1"/>	2
Softball	<input type="text"/>	<input type="text"/>	<input type="text"/>	<input type="text"/>	<input type="text"/>	<input type="text" value="1"/>	<input type="text"/>	<input type="text" value="1"/>	1
Coaching Position Totals	0	2	1	1	0	3	0	3	5

CAVEAT

Institution: Rogers State University (207661)

User ID: E92076611

Assistant Coaches' Salaries - Men's and Women's Teams

Assistant Coaches' Salaries

Enter salaries and bonuses only. Do not include benefits on this screen. Do not include volunteer assistant coaches in calculating average salary and average FTE.

	Men's Teams	Women's Teams
Average Annual Institutional Salary per Assistant Coach	<input type="text" value="7,800"/>	<input type="text" value="11,611"/>
Number of Assistant Coaches Included in Average	<input type="text" value="4"/>	<input type="text" value="5"/>
Number of Volunteer Assistant Coaches not Included in the Average	<input type="text" value="2"/>	<input type="text" value="0"/>
Average Annual Institutional Salary per Full-time equivalent (FTE)	19,500	16,975
Number of Full-time equivalents (FTEs) Included in Average	<input type="text" value="1.60"/>	<input type="text" value="3.42"/>

CAVEAT

Institution: Rogers State University (207661)

User ID: E92076611


Athletically Related Student Aid - Men's and Women's Teams

Athletically Related Student Aid

Athletically related student aid is any scholarship, grant, or other form of financial assistance, offered by an institution, the terms of which require the recipient to participate in a program of intercollegiate athletics at the institution. Other student aid, of which a student-athlete simply happens to be the recipient, is not athletically related student aid. If you do not have any aid to report, enter a 0.

	Men's Teams	Women's Teams	Total
Total	541,003	458,629	999,632
Ratio (percent)	54	46	100%

CAVEAT



Institution: Rogers State University (207661)

User ID: E92076611

Recruiting Expenses - Men's and Women's Teams

Recruiting Expenses

Recruiting expenses are all expenses an institution incurs attributable to recruiting activities. This includes, but is not limited to, expenses for lodging, meals, telephone use, and transportation (including vehicles used for recruiting purposes) for both recruits and personnel engaged in recruiting, and other expenses for official and unofficial visits, and all other expenses related to recruiting. If you do not have any recruiting expenses to report, enter a 0.

	Men's Teams	Women's Teams	Total
Total	<input type="text" value="14,574"/>	<input type="text" value="9,921"/>	24,495

CAVEAT

Institution: Rogers State University (207661)

User ID: E92076611

Operating Expenses (i.e., Game-Day Expenses) - Men's and Women's Teams by Team

Operating Expenses by Team

Operating expenses are all expenses an institution incurs attributable to home, away, and neutral-site intercollegiate athletic contests (commonly known as "game-day expenses"), for (A) Lodging, meals, transportation, uniforms, and equipment for coaches, team members, support staff (including, but not limited to team managers and trainers), and others; and (B) Officials.

Varsity Teams	Participants	Men's Teams		Women's Teams		Total Operating Expenses
		Operating Expenses per Participant	By Team	Participants	Operating Expenses per Participant	
Basketball	11	8,089	88,983	13	4,597	148,740
Baseball	28	1,461	40,920			40,920
Rodeo	8	4,115	32,917	8	4,115	65,834
Soccer	27	723	19,528	28	678	38,521
Softball				19	1,950	37,042
Total Operating Expenses Men's and Women's Teams	74		182,348	68		331,057

CAVEAT

Men's basketball team played tournaments that the women's team did not.

Institution: Rogers State University (207661)

User ID: E92076611

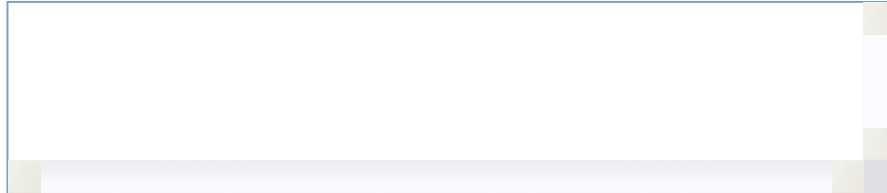
Total Expenses - Men's and Women's Teams

Expenses by Team

Expenses are all expenses attributable to intercollegiate athletic activities. This includes appearance guarantees and options, athletically related student aid, contract services, equipment, fundraising activities, operating expenses, promotional activities, recruiting expenses, salaries and benefits, supplies, travel, and any other expenses attributable to intercollegiate athletic activities.

Varsity Teams	Men's Teams	Women's Teams	Total
Basketball	521,778	446,982	968,760
Baseball	258,661		258,661
Rodeo	80,479	80,479	160,958
Soccer	246,621	184,598	431,219
Softball		202,951	202,951
Total Expenses of all Sports, Except Football and Basketball, Combined	585,761	468,028	1,053,789
Total Expenses Men's and Women's Teams	1,107,539	915,010	2,022,549
Not Allocated by Gender/Sport			318,127
Grand Total Expenses			2,340,676

CAVEAT



Institution: Rogers State University (207661)

User ID: E92076611

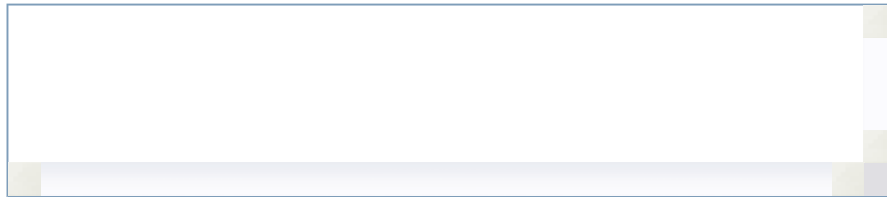
Total Revenues - Men's and Women's Teams

Revenues by Team

Revenues are all revenues attributable to intercollegiate athletic activities. This includes revenues from appearance guarantees and options, an athletic conference, tournament or bowl games, concessions, contributions from alumni and others, institutional support, program advertising and sales, radio and television, royalties, signage and other sponsorships, sport camps, state or other government support, student activity fees, ticket and luxury box sales, and any other revenues attributable to intercollegiate athletic activities.

Varsity Teams	Men's Teams	Women's Teams	Total
Basketball	521,778	446,982	968,760
Baseball	258,661		258,661
Rodeo	80,479	80,479	160,958
Soccer	246,621	184,598	431,219
Softball		202,951	202,951
Total Revenues of all Sports, Except Football and Basketball, Combined	585,761	468,028	1,053,789
Total Revenues Men's and Women's Teams	1,107,539	915,010	2,022,549
Not Allocated by Gender/Sport			318,127
Grand Total for all Teams (includes by team and not allocated by gender/sport)			2,340,676

CAVEAT



Institution: Rogers State University (207661)

User ID: E92076611

Summary - Men's and Women's Teams

Revenues and Expenses Summary

	Men's Teams	Women's Teams	Total
1 Total of Head Coaches' Salaries	113,076	79,508	192,584
2 Total of Assistant Coaches' Salaries	31,200	58,055	89,255
3 Total Salaries (Lines 1+2)	144,276	137,563	281,839
4 Athletically Related Student Aid	541,003	458,629	999,632
5 Recruiting Expenses	14,574	9,921	24,495
6 Operating Expenses	182,348	148,709	331,057
7 Summary of Subset Expenses (Lines 3+4+5+6)	882,201	754,822	1,637,023
8 Total Expenses	1,107,539	915,010	2,022,549
9 Total Expenses Minus Subset Expenses (Line 8 – Line 7)	225,338	160,188	385,526
10 Not Allocated Expenses			318,127
11 Grand Total Expenses (Lines 8+10)			2,340,676
12 Total Revenues	1,107,539	915,010	2,022,549
13 Not Allocated Revenues			318,127
14 Grand Total Revenues (Lines 12+13)			2,340,676
15 Total Revenues Minus Expenses (Line 12- Line 8)	0	0	0
16 Grand Total Revenues Minus Grand Total Expenses (Line 14- Line 11)			0

Please review this screen carefully. **The amount of Grand Total Revenues must be equal to or greater than the amount of Grand Total Expenses** before you can lock your survey data. If it is not, you must go back and correct the amounts you entered on the Total Revenues and/or Total Expenses screen(s).

Remember that your **Total Revenues** and **Total Expenses** screens must include amounts you entered on some of the other screens. That is:

- The amount you entered on the Athletically Related Student Aid screen must be included with all of your other revenues (budget, ticket sales, etc.) on the **Total Revenues** screen. For detailed information on what to include in Total Revenues, click on 'Click here for screen instructions' on the Total Revenues screen.
- The amount you entered on the Operating Expenses, Recruiting Expenses, and Athletically Related Student Aid screens must be included with all of your other expenses (salaries and benefits, equipment, etc.) on the **Total Expenses** screen. For detailed information about what to include in Total Expenses, click on 'Click here for screen instructions' on the Total Expenses screen.

To return to the data entry screens to make corrections, click on the link in the menu on the left of this screen.

To proceed to the Supplemental Information screen, click on that link in the menu or click on the 'Next' button on the bottom of this screen.


Institution: Rogers State University (207661)

User ID: E92076611

Supplemental Information

Supplemental Information

This screen is optional. You may use it to provide additional information to help the reader better understand the data you have provided in this survey, or to help a prospective student-athlete make an informed choice of an athletic program. If you do not want to enter any supplemental information, please leave this screen blank.



[Print Form\(s\)](#)

[Return](#)