

ENTRY-LEVEL ASSESSMENT THROUGH FALL 2012

ROGERS STATE UNIVERSITY
Claremore, Oklahoma

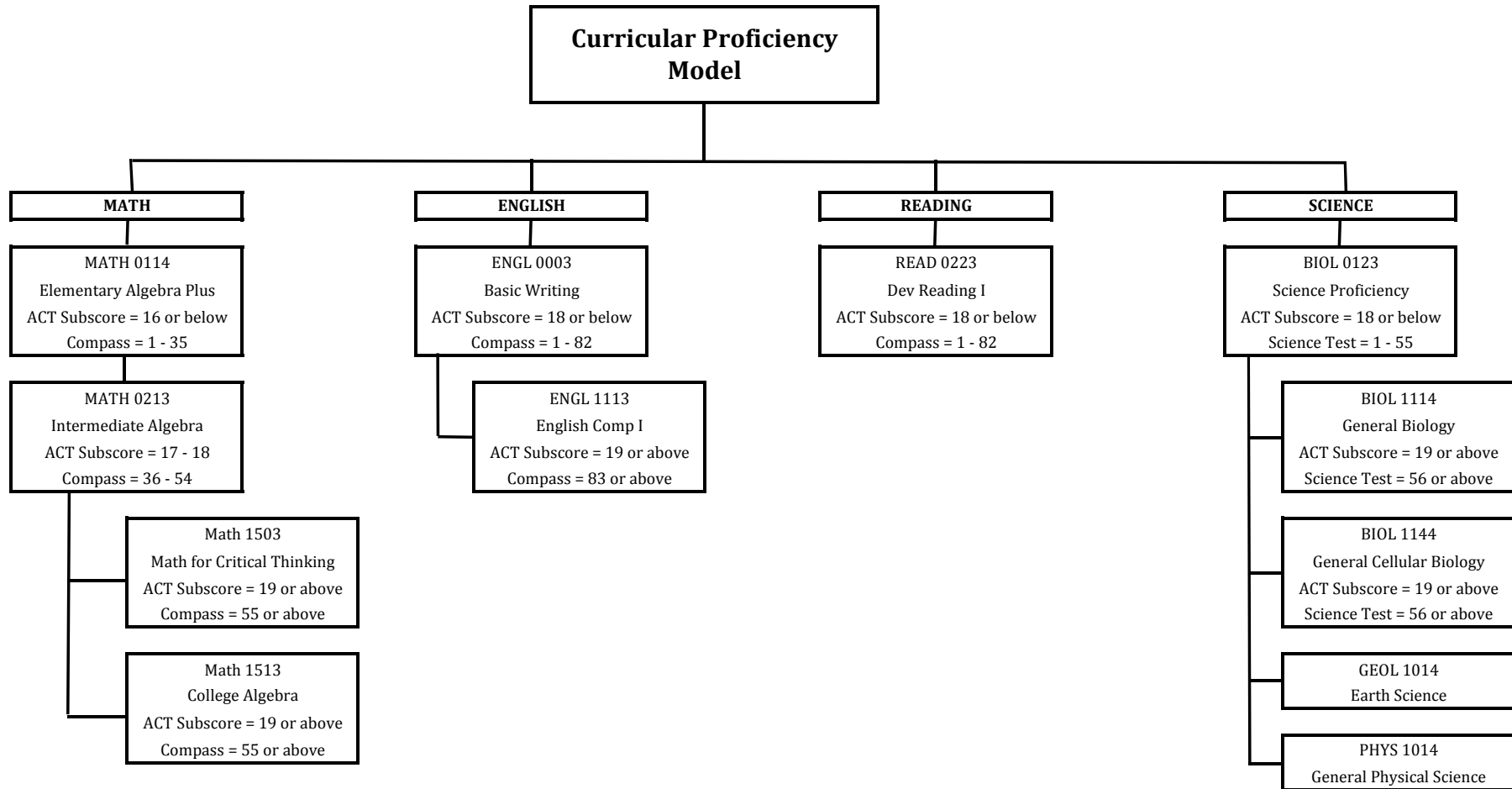
Office of Accountability and Academics



Entry-Level Assessment Through Fall 2012
Prepared by
Accountability and Academics

The purpose of entry-level assessment at Rogers State University (RSU) is to analyze the college preparedness of all new students – first-time freshmen as well as transfer students. All students admitted to Rogers State University are required to participate in a variety of assessment activities. RSU provides a program of basic skills testing and several developmental courses that are designed to help students enhance their proficiency in the basic skill areas of English, mathematics, reading, and science. Students required to enroll in these courses will ultimately benefit by having stronger skills in these important academic abilities.

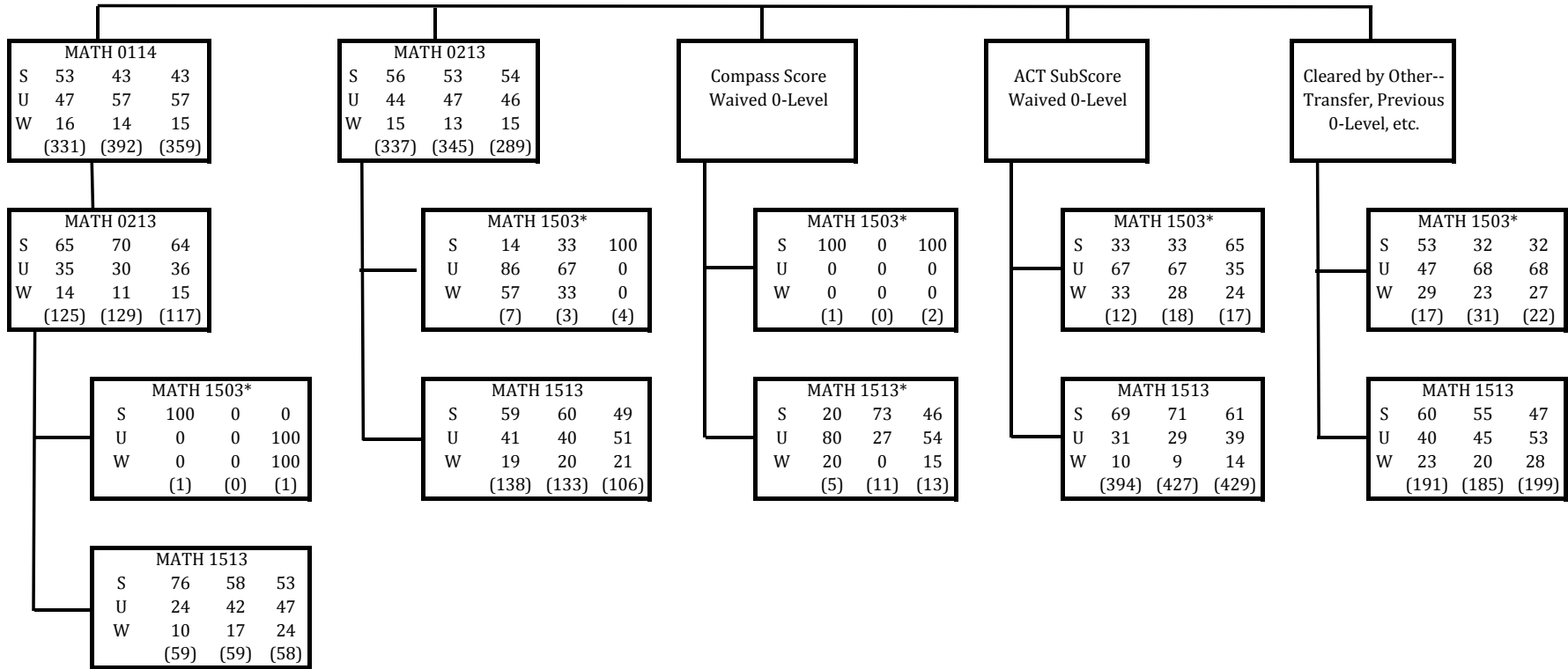
Table 1: Curricular Proficiency Model



- Proficiency established within 24 credit hours or 12 credit hours if transfer.
- Intermediate Algebra is prerequisite for Math 1503, Math 1513, or PHYS 1014.

Table 2: Success Rates of Math Deficient Students

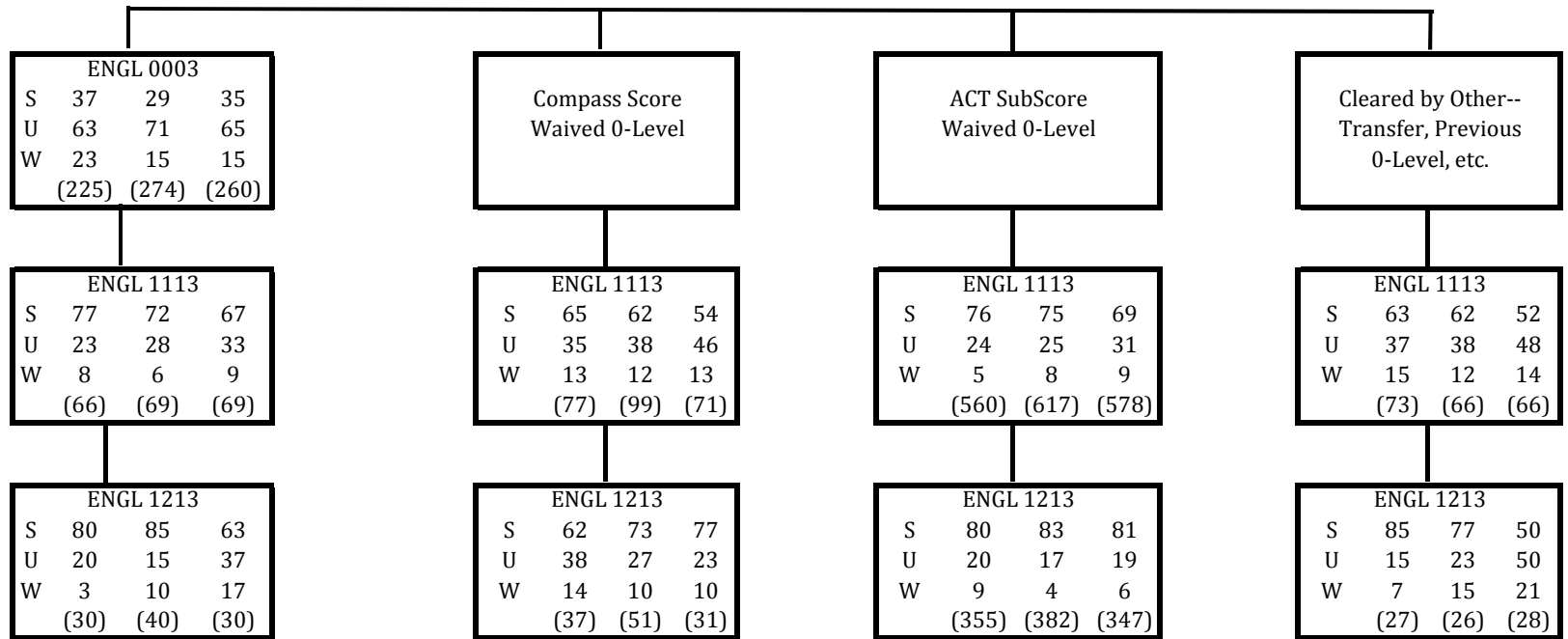
MATH
Fall 10-Fal 11-Fall 12 Percentage
(headcount)



* Low Bases
 S = Successful (A, B, or C)
 U = Unsuccessful (D, F, I, or W)
 W = Withdrawal

Table 3: Success Rates of English Deficient Students

ENGLISH
Fall 10-Fal 11-Fall 12 Percentage
(headcount)

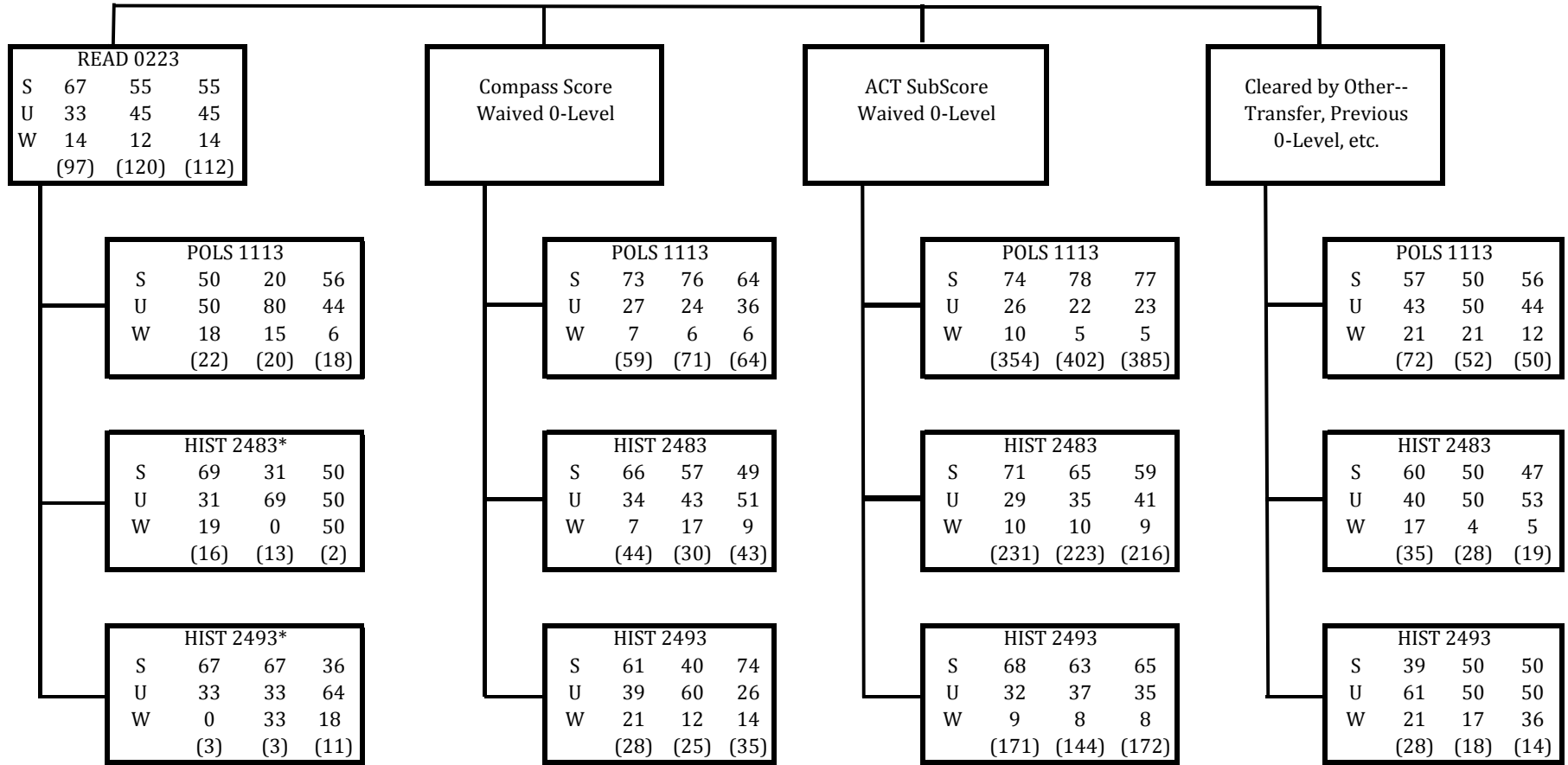


S = Successful (A, B, or C)
 U = Unsuccessful (D, F, I, or W)
 W = Withdrawal

Table 4: Success Rates of Reading Deficient Students

READING

Fall 10-Fal 11-Fall 12 Percentage
(headcount)



* Low Bases

S = Successful (A, B, or C)

U = Unsuccessful (D, F, I, or W)

W = Withdrawal

Table 5: Success Rates of Science Deficient Students

SCIENCE
Fall 10-Fal 11-Fall 12 Percentage
(headcount)

BIOL 0123	Stanford Science Score Waived 0-Level	ACT SubScore Waived 0-Level	Cleared by Other-- Transfer, Previous 0-Level, etc.																																																																																
<table border="1"> <tr><td>S</td><td>79</td><td>74</td><td>68</td></tr> <tr><td>U</td><td>21</td><td>26</td><td>32</td></tr> <tr><td>W</td><td>7</td><td>2</td><td>18</td></tr> <tr><td></td><td>(43)</td><td>(46)</td><td>(50)</td></tr> </table>	S	79	74	68	U	21	26	32	W	7	2	18		(43)	(46)	(50)																																																																			
S	79	74	68																																																																																
U	21	26	32																																																																																
W	7	2	18																																																																																
	(43)	(46)	(50)																																																																																
<table border="1"> <tr><td colspan="4">BIOL 1114*</td></tr> <tr><td>S</td><td>0</td><td>75</td><td>67</td></tr> <tr><td>U</td><td>0</td><td>25</td><td>33</td></tr> <tr><td>W</td><td>0</td><td>0</td><td>0</td></tr> <tr><td></td><td>(0)</td><td>(4)</td><td>(3)</td></tr> </table>	BIOL 1114*				S	0	75	67	U	0	25	33	W	0	0	0		(0)	(4)	(3)	<table border="1"> <tr><td colspan="4">BIOL 1114</td></tr> <tr><td>S</td><td>72</td><td>58</td><td>61</td></tr> <tr><td>U</td><td>28</td><td>42</td><td>39</td></tr> <tr><td>W</td><td>13</td><td>9</td><td>10</td></tr> <tr><td></td><td>(60)</td><td>(43)</td><td>(49)</td></tr> </table>	BIOL 1114				S	72	58	61	U	28	42	39	W	13	9	10		(60)	(43)	(49)	<table border="1"> <tr><td colspan="4">BIOL 1114</td></tr> <tr><td>S</td><td>81</td><td>77</td><td>76</td></tr> <tr><td>U</td><td>19</td><td>23</td><td>24</td></tr> <tr><td>W</td><td>4</td><td>8</td><td>6</td></tr> <tr><td></td><td>(156)</td><td>(159)</td><td>(180)</td></tr> </table>	BIOL 1114				S	81	77	76	U	19	23	24	W	4	8	6		(156)	(159)	(180)	<table border="1"> <tr><td colspan="4">BIOL 1114</td></tr> <tr><td>S</td><td>71</td><td>77</td><td>63</td></tr> <tr><td>U</td><td>29</td><td>23</td><td>37</td></tr> <tr><td>W</td><td>13</td><td>7</td><td>8</td></tr> <tr><td></td><td>(31)</td><td>(30)</td><td>(38)</td></tr> </table>	BIOL 1114				S	71	77	63	U	29	23	37	W	13	7	8		(31)	(30)	(38)
BIOL 1114*																																																																																			
S	0	75	67																																																																																
U	0	25	33																																																																																
W	0	0	0																																																																																
	(0)	(4)	(3)																																																																																
BIOL 1114																																																																																			
S	72	58	61																																																																																
U	28	42	39																																																																																
W	13	9	10																																																																																
	(60)	(43)	(49)																																																																																
BIOL 1114																																																																																			
S	81	77	76																																																																																
U	19	23	24																																																																																
W	4	8	6																																																																																
	(156)	(159)	(180)																																																																																
BIOL 1114																																																																																			
S	71	77	63																																																																																
U	29	23	37																																																																																
W	13	7	8																																																																																
	(31)	(30)	(38)																																																																																
<table border="1"> <tr><td colspan="4">BIOL 1144*</td></tr> <tr><td>S</td><td>60</td><td>50</td><td>33</td></tr> <tr><td>U</td><td>40</td><td>50</td><td>67</td></tr> <tr><td>W</td><td>0</td><td>17</td><td>33</td></tr> <tr><td></td><td>(5)</td><td>(6)</td><td>(3)</td></tr> </table>	BIOL 1144*				S	60	50	33	U	40	50	67	W	0	17	33		(5)	(6)	(3)	<table border="1"> <tr><td colspan="4">BIOL 1144</td></tr> <tr><td>S</td><td>45</td><td>47</td><td>49</td></tr> <tr><td>U</td><td>55</td><td>53</td><td>51</td></tr> <tr><td>W</td><td>19</td><td>25</td><td>21</td></tr> <tr><td></td><td>(53)</td><td>(49)</td><td>(43)</td></tr> </table>	BIOL 1144				S	45	47	49	U	55	53	51	W	19	25	21		(53)	(49)	(43)	<table border="1"> <tr><td colspan="4">BIOL 1144</td></tr> <tr><td>S</td><td>67</td><td>70</td><td>60</td></tr> <tr><td>U</td><td>33</td><td>30</td><td>40</td></tr> <tr><td>W</td><td>15</td><td>14</td><td>13</td></tr> <tr><td></td><td>(217)</td><td>(238)</td><td>(235)</td></tr> </table>	BIOL 1144				S	67	70	60	U	33	30	40	W	15	14	13		(217)	(238)	(235)	<table border="1"> <tr><td colspan="4">BIOL 1144</td></tr> <tr><td>S</td><td>69</td><td>67</td><td>52</td></tr> <tr><td>U</td><td>31</td><td>33</td><td>48</td></tr> <tr><td>W</td><td>13</td><td>19</td><td>24</td></tr> <tr><td></td><td>(67)</td><td>(70)</td><td>(50)</td></tr> </table>	BIOL 1144				S	69	67	52	U	31	33	48	W	13	19	24		(67)	(70)	(50)
BIOL 1144*																																																																																			
S	60	50	33																																																																																
U	40	50	67																																																																																
W	0	17	33																																																																																
	(5)	(6)	(3)																																																																																
BIOL 1144																																																																																			
S	45	47	49																																																																																
U	55	53	51																																																																																
W	19	25	21																																																																																
	(53)	(49)	(43)																																																																																
BIOL 1144																																																																																			
S	67	70	60																																																																																
U	33	30	40																																																																																
W	15	14	13																																																																																
	(217)	(238)	(235)																																																																																
BIOL 1144																																																																																			
S	69	67	52																																																																																
U	31	33	48																																																																																
W	13	19	24																																																																																
	(67)	(70)	(50)																																																																																
<table border="1"> <tr><td colspan="4">GEOL 1014</td></tr> <tr><td>S</td><td></td><td></td><td>67</td></tr> <tr><td>U</td><td></td><td></td><td>33</td></tr> <tr><td>W</td><td></td><td></td><td>0</td></tr> <tr><td></td><td></td><td></td><td>(3)</td></tr> </table>	GEOL 1014				S			67	U			33	W			0				(3)	<table border="1"> <tr><td colspan="4">GEOL 1014</td></tr> <tr><td>S</td><td></td><td></td><td>48</td></tr> <tr><td>U</td><td></td><td></td><td>52</td></tr> <tr><td>W</td><td></td><td></td><td>15</td></tr> <tr><td></td><td></td><td></td><td>(33)</td></tr> </table>	GEOL 1014				S			48	U			52	W			15				(33)	<table border="1"> <tr><td colspan="4">GEOL 1014</td></tr> <tr><td>S</td><td></td><td></td><td>60</td></tr> <tr><td>U</td><td></td><td></td><td>40</td></tr> <tr><td>W</td><td></td><td></td><td>12</td></tr> <tr><td></td><td></td><td></td><td>(139)</td></tr> </table>	GEOL 1014				S			60	U			40	W			12				(139)	<table border="1"> <tr><td colspan="4">GEOL 1014</td></tr> <tr><td>S</td><td></td><td></td><td>57</td></tr> <tr><td>U</td><td></td><td></td><td>43</td></tr> <tr><td>W</td><td></td><td></td><td>16</td></tr> <tr><td></td><td></td><td></td><td>(51)</td></tr> </table>	GEOL 1014				S			57	U			43	W			16				(51)
GEOL 1014																																																																																			
S			67																																																																																
U			33																																																																																
W			0																																																																																
			(3)																																																																																
GEOL 1014																																																																																			
S			48																																																																																
U			52																																																																																
W			15																																																																																
			(33)																																																																																
GEOL 1014																																																																																			
S			60																																																																																
U			40																																																																																
W			12																																																																																
			(139)																																																																																
GEOL 1014																																																																																			
S			57																																																																																
U			43																																																																																
W			16																																																																																
			(51)																																																																																
<table border="1"> <tr><td colspan="4">PHYS 1014</td></tr> <tr><td>S</td><td></td><td></td><td>67</td></tr> <tr><td>U</td><td></td><td></td><td>33</td></tr> <tr><td>W</td><td></td><td></td><td>0</td></tr> <tr><td></td><td></td><td></td><td>(3)</td></tr> </table>	PHYS 1014				S			67	U			33	W			0				(3)	<table border="1"> <tr><td colspan="4">PHYS 1014</td></tr> <tr><td>S</td><td></td><td></td><td>100</td></tr> <tr><td>U</td><td></td><td></td><td>0</td></tr> <tr><td>W</td><td></td><td></td><td>0</td></tr> <tr><td></td><td></td><td></td><td>(12)</td></tr> </table>	PHYS 1014				S			100	U			0	W			0				(12)	<table border="1"> <tr><td colspan="4">PHYS 1014</td></tr> <tr><td>S</td><td></td><td></td><td>96</td></tr> <tr><td>U</td><td></td><td></td><td>4</td></tr> <tr><td>W</td><td></td><td></td><td>0</td></tr> <tr><td></td><td></td><td></td><td>(46)</td></tr> </table>	PHYS 1014				S			96	U			4	W			0				(46)	<table border="1"> <tr><td colspan="4">PHYS 1014</td></tr> <tr><td>S</td><td></td><td></td><td>93</td></tr> <tr><td>U</td><td></td><td></td><td>0</td></tr> <tr><td>W</td><td></td><td></td><td>7</td></tr> <tr><td></td><td></td><td></td><td>(15)</td></tr> </table>	PHYS 1014				S			93	U			0	W			7				(15)
PHYS 1014																																																																																			
S			67																																																																																
U			33																																																																																
W			0																																																																																
			(3)																																																																																
PHYS 1014																																																																																			
S			100																																																																																
U			0																																																																																
W			0																																																																																
			(12)																																																																																
PHYS 1014																																																																																			
S			96																																																																																
U			4																																																																																
W			0																																																																																
			(46)																																																																																
PHYS 1014																																																																																			
S			93																																																																																
U			0																																																																																
W			7																																																																																
			(15)																																																																																

* Low Bases

S = Successful (A, B, or C)

U = Unsuccessful (D, F, I, or W)

W = Withdrawal

Table 6: Success Rates in Detail

Math	Fall 2008		Fall 2009		Fall 2010		Fall 2011		Fall 2012	
	actual	percentage	actual	percentage	actual	percentage	actual	percentage	actual	percentage
Total Enrolled in Math 0114	291	100.00%	340	100.00%	331	100.00%	392	100.00%	359	100.00%
A, B, or C	153	52.58%	204	60.00%	176	53.17%	169	43.11%	155	43.18%
D or F	88	30.24%	81	23.82%	103	31.12%	169	43.11%	148	41.23%
I	0	0.00%	0	0.00%	0	0.00%	0	0.00%	1	0.28%
W	50	17.18%	55	16.18%	52	15.71%	54	13.78%	55	15.32%
Continued Immediately with Math 0213 (completed Math 0114 with A, B, or C)	103	100.00%	147	100.00%	125	100.00%	129	100.00%	117	100.00%
A, B, or C	65	63.11%	100	68.03%	81	64.80%	90	69.77%	75	64.10%
D or F	28	27.18%	25	17.01%	27	21.60%	25	19.38%	25	21.37%
I	0	0.00%	0	0.00%	0	0.00%	0	0.00%	0	0.00%
W	10	9.71%	22	14.97%	17	13.60%	14	10.85%	17	14.53%
Math 1503	1	100.00%	1	100.00%	1	100.00%	0	0.00%	1	100.00%
A, B, or C	1	100.00%	0	0.00%	1	100.00%	0	0.00%	0	0.00%
D or F	0	0.00%	0	0.00%	0	0.00%	0	0.00%	0	0.00%
I	0	0.00%	1	100.00%	0	0.00%	0	0.00%	0	0.00%
W	0	0.00%	0	0.00%	0	0.00%	0	0.00%	1	100.00%
Math 1513	42	100.00%	75	100.00%	59	100.00%	59	100.00%	58	100.00%
A, B, or C	28	66.67%	53	70.67%	45	76.27%	34	57.63%	31	53.45%
D or F	4	9.52%	14	18.67%	8	13.56%	15	25.42%	13	22.41%
I	0	0.00%	0	0.00%	0	0.00%	0	0.00%	0	0.00%
W	10	23.81%	8	10.67%	6	10.17%	10	16.95%	14	24.14%
Total Enrolled in Math 0213 (tested out of Math 0114)	278	100.00%	290	100.00%	337	100.00%	345	100.00%	289	100.00%
A, B, or C	169	60.79%	185	63.79%	188	55.79%	184	53.33%	157	54.33%
D or F	64	23.02%	62	21.38%	98	29.08%	117	33.91%	88	30.45%
I	0	0.00%	0	0.00%	0	0.00%	0	0.00%	0	0.00%
W	45	16.19%	43	14.83%	51	15.13%	44	12.75%	44	15.22%
Continued Immediately with: (completed Math 0213 with A, B, or C)										
Math 1503	3	100.00%	6	100.00%	7	100.00%	3	100.00%	4	100.00%
A, B, or C	1	33.33%	3	50.00%	1	14.29%	1	33.33%	4	100.00%
D or F	0	0.00%	1	16.67%	2	28.57%	1	33.33%	0	0.00%
I	0	0.00%	0	0.00%	0	0.00%	0	0.00%	0	0.00%
W	2	66.67%	2	33.33%	4	57.14%	1	33.33%	0	0.00%
Math 1513	119	100.00%	125	100.00%	138	100.00%	133	100.00%	106	100.00%
A, B, or C	73	61.34%	67	53.60%	82	59.42%	80	60.15%	52	49.06%
D or F	29	24.37%	33	26.40%	30	21.74%	26	19.55%	32	30.19%
I	0	0.00%	0	0.00%	0	0.00%	0	0.00%	0	0.00%
W	17	14.29%	25	20.00%	26	18.84%	27	20.30%	22	20.75%
Enrolled in: (Scored high enough on Compass to waive zero-level)										
Math 1503	0	0.00%	1	100.00%	1	100.00%	0	0.00%	2	100.00%
A, B, or C	0	0.00%	1	100.00%	1	100.00%	0	0.00%	2	100.00%
D or F	0	0.00%	0	0.00%	0	0.00%	0	0.00%	0	0.00%
I	0	0.00%	0	0.00%	0	0.00%	0	0.00%	0	0.00%
W	0	0.00%	0	0.00%	0	0.00%	0	0.00%	0	0.00%
Math 1513	8	100.00%	9	100.00%	5	100.00%	11	100.00%	13	100.00%
A, B, or C	5	62.50%	6	66.67%	1	20.00%	8	72.73%	6	46.15%
D or F	1	12.50%	2	22.22%	3	60.00%	3	27.27%	5	38.46%
I	0	0.00%	0	0.00%	0	0.00%	0	0.00%	0	0.00%
W	2	25.00%	1	11.11%	1	20.00%	0	0.00%	2	15.38%

	Fall 2008		Fall 2009		Fall 2010		Fall 2011		Fall 2012	
	actual	percentage	actual	percentage	actual	percentage	actual	percentage	actual	percentage
Enrolled in: (Scored high enough on ACT to waive zero-level)										
Math 1503	15	100.00%	6	100.00%	12	100.00%	18	100.00%	17	100.00%
A, B, or C	10	66.67%	3	50.00%	4	33.33%	6	33.33%	11	64.71%
D or F	4	26.67%	1	16.67%	3	25.00%	7	38.89%	2	11.76%
I	0	0.00%	0	0.00%	0	0.00%	0	0.00%	0	0.00%
W	1	6.67%	2	33.33%	4	33.33%	5	27.78%	4	23.53%
N	0	0.00%	0	0.00%	1	8.33%	0	0.00%	0	0.00%
Math 1513	312	100.00%	328	100.00%	394	100.00%	427	100.00%	429	100.00%
A, B, or C	219	70.19%	223	67.99%	271	68.78%	304	71.19%	260	60.61%
D or F	56	17.95%	58	17.68%	81	20.56%	84	19.67%	110	25.64%
I	0	0.00%	0	0.00%	0	0.00%	0	0.00%	0	0.00%
W	37	11.86%	47	14.33%	41	10.41%	37	8.67%	58	13.52%
N	0	0.00%	0	0.00%	1	0.25%	2	0.47%	1	0.23%

Enrolled in: (Remedial cleared by other ways--transfer, previous zero-level,etc.)										
Math 1503	26	100.00%	27	100.00%	17	100.00%	31	100.00%	22	100.00%
A, B, or C	5	19.23%	11	40.74%	9	52.94%	10	32.26%	7	31.82%
D or F	6	23.08%	1	3.70%	3	17.65%	14	45.16%	9	40.91%
I	0	0.00%	0	0.00%	0	0.00%	0	0.00%	0	0.00%
W	15	57.69%	15	55.56%	5	29.41%	7	22.58%	6	27.27%
Math 1513	153	100.00%	166	100.00%	191	100.00%	185	100.00%	199	100.00%
A, B, or C	85	55.56%	90	54.22%	115	60.21%	101	54.59%	94	47.24%
D or F	40	26.14%	31	18.67%	33	17.28%	47	25.41%	49	24.62%
I	0	0.00%	0	0.00%	0	0.00%	0	0.00%	0	0.00%
W	28	18.30%	45	27.11%	43	22.51%	37	20.00%	56	28.14%
AU	0	0.00%	0	0.00%	0	0.00%	0	0.00%	0	0.00%

English

Total Enrolled in Engl 0003	226	100.00%	215	100.00%	225	100.00%	274	100.00%	260	100.00%
A, B, or C	132	58.41%	122	56.74%	83	36.89%	79	28.83%	90	34.62%
D or F	71	31.42%	59	27.44%	91	40.44%	152	55.47%	130	50.00%
I	1	0.44%	0	0.00%	0	0.00%	0	0.00%	0	0.00%
W	22	9.73%	34	15.81%	51	22.67%	42	15.33%	40	15.38%
N	0	0.00%	0	0.00%	0	0.00%	0	0.00%	0	0.00%
AU	0	0.00%	0	0.00%	0	0.00%	1	0.36%	0	0.00%
Continued Immediately with Engl 1113 (completed Engl 0003 with A, B, or C)	98	100.00%	99	100.00%	66	100.00%	69	100.00%	69	100.00%
A, B, or C	60	61.22%	67	67.68%	51	77.27%	50	72.46%	46	66.67%
D or F	23	23.47%	21	21.21%	10	15.15%	17	24.64%	17	24.64%
I	0	0.00%	0	0.00%	0	0.00%	0	0.00%	0	0.00%
W	15	15.31%	11	11.11%	5	7.58%	2	2.90%	6	8.70%
Continued Immediately with Engl 1213 (completed Engl 1113 with A, B, C, or D)	42	100.00%	48	100.00%	30	100.00%	40	100.00%	30	100.00%
A, B, or C	33	78.57%	41	85.42%	24	80.00%	34	85.00%	19	63.33%
D or F	4	9.52%	4	8.33%	5	16.67%	2	5.00%	6	20.00%
I	1	2.38%	0	0.00%	0	0.00%	0	0.00%	0	0.00%
W	4	9.52%	3	6.25%	1	3.33%	4	10.00%	5	16.67%

Enrolled in Engl 1113: (Scored high enough on Compass to waive zero-level)	61	100.00%	79	100.00%	77	100.00%	99	100.00%	71	100.00%
A, B, or C	39	63.93%	47	59.49%	50	64.94%	61	61.62%	38	53.52%
D or F	14	22.95%	18	22.78%	17	22.08%	26	26.26%	23	32.39%
I	0	0.00%	0	0.00%	0	0.00%	0	0.00%	0	0.00%
N	0	0.00%	0	0.00%	0	0.00%	0	0.00%	1	1.41%
W	8	13.11%	14	17.72%	10	12.99%	12	12.12%	9	12.68%
Continued Immediately with Engl 1213: (completed Engl 1113 with A, B, C, or D)	30	100.00%	38	100.00%	37	100.00%	51	100.00%	31	100.00%
A, B, or C	28	93.33%	29	76.32%	23	62.16%	37	72.55%	24	77.42%
D or F	2	6.67%	4	10.53%	9	24.32%	9	17.65%	4	12.90%
I	0	0.00%	0	0.00%	0	0.00%	0	0.00%	0	0.00%
W	0	0.00%	5	13.16%	5	13.51%	5	9.80%	3	9.68%

	Fall 2008		Fall 2009		Fall 2010		Fall 2011		Fall 2012	
	actual	percentage	actual	percentage	actual	percentage	actual	percentage	actual	percentage
Enrolled in Engl 1113: (Scored high enough on ACT to waive zero-level)	461	100.00%	549	100.00%	560	100.00%	617	100.00%	578	100.00%
A, B, or C	344	74.62%	408	74.32%	424	75.71%	460	74.55%	396	68.51%
D or F	87	18.87%	97	17.67%	108	19.29%	107	17.34%	127	21.97%
I	0	0.00%	0	0.00%	0	0.00%	0	0.00%	0	0.00%
N	0	0.00%	0	0.00%	0	0.00%	0	0.00%	1	0.17%
W	30	6.51%	44	8.01%	28	5.00%	50	8.10%	54	9.34%
Continued Immediately with Engl 1213: (completed Engl 1113 with A, B, C, or D)	276	100.00%	329	100.00%	355	100.00%	382	100.00%	347	100.00%
A, B, or C	229	82.97%	280	85.11%	284	80.00%	318	83.25%	280	80.69%
D or F	28	10.14%	31	9.42%	40	11.27%	48	12.57%	46	13.26%
I	1	0.36%	0	0.00%	0	0.00%	0	0.00%	0	0.00%
W	18	6.52%	18	5.47%	31	8.73%	16	4.19%	21	6.05%

Enrolled in Engl 1113: (Remedial cleared other ways-transfer, previous zero-level,etc.)	58	100.00%	78	100.00%	73	100.00%	66	100.00%	66	100.00%
A, B, or C	37	63.79%	49	62.82%	46	63.01%	41	62.12%	34	51.52%
D or F	16	27.59%	20	25.64%	16	21.92%	17	25.75%	23	34.85%
I	0	0.00%	0	0.00%	0	0.00%	0	0.00%	0	0.00%
W	5	8.62%	9	11.54%	11	15.07%	8	12.12%	9	13.64%
Continued Immediately with Engl 1213: (completed Engl 1113 with A, B, C, or D)	26	100.00%	41	100.00%	27	100.00%	26	100.00%	28	100.00%
A, B, or C	19	73.08%	35	85.37%	23	85.19%	20	76.92%	14	50.00%
D or F	5	19.23%	4	9.76%	2	7.41%	2	7.69%	8	28.57%
I	0	0.00%	0	0.00%	0	0.00%	0	0.00%	0	0.00%
W	2	7.69%	2	4.88%	2	7.41%	4	15.38%	6	21.43%

Reading

Total Enrolled in Read 0223	115	100.00%	121	100.00%	97	100.00%	120	100.00%	113	100.00%
A, B, or C	73	63.48%	87	71.90%	65	67.01%	66	55.00%	62	54.87%
D or F	30	26.09%	24	19.83%	18	18.56%	40	33.33%	35	30.97%
I	0	0.00%	0	0.00%	0	0.00%	0	0.00%	0	0.00%
W	12	10.43%	10	8.26%	14	14.43%	14	11.67%	16	14.16%
Continued Immediately with: (completed Read 0223 with A, B, or C)										
Pols 1113	20	100.00%	22	100.00%	22	100.00%	20	100.00%	18	100.00%
A, B, or C	7	35.00%	12	54.55%	11	50.00%	4	20.00%	10	55.56%
D or F	12	60.00%	9	40.91%	7	31.82%	13	65.00%	7	38.89%
I	0	0.00%	0	0.00%	0	0.00%	0	0.00%	0	0.00%
W	1	5.00%	1	4.55%	4	18.18%	3	15.00%	1	5.56%
Hist 2483	13	100.00%	12	100.00%	16	100.00%	13	100.00%	2	100.00%
A, B, or C	5	38.46%	4	33.33%	11	68.75%	4	30.77%	1	50.00%
D or F	8	61.54%	7	58.33%	2	12.50%	9	69.23%	0	0.00%
I	0	0.00%	0	0.00%	0	0.00%	0	0.00%	0	0.00%
W	0	0.00%	1	8.33%	3	18.75%	0	0.00%	1	50.00%
Hist 2493	15	100.00%	7	100.00%	3	100.00%	3	100.00%	11	100.00%
A, B, or C	6	40.00%	4	57.14%	2	66.67%	2	66.67%	4	36.36%
D or F	6	40.00%	2	28.57%	1	33.33%	0	0.00%	5	45.45%
I	0	0.00%	0	0.00%	0	0.00%	0	0.00%	0	0.00%
W	3	20.00%	1	14.29%	0	0.00%	1	33.33%	2	18.18%

Enrolled in: (Scored high enough on Compass to waive zero-level)										
Pols 1113	58	100.00%	50	100.00%	59	100.00%	71	100.00%	64	100.00%
A, B, or C	44	75.86%	26	52.00%	43	72.88%	54	76.06%	41	64.06%
D or F	7	12.07%	16	32.00%	12	20.34%	13	18.31%	19	29.69%
I	0	0.00%	0	0.00%	0	0.00%	0	0.00%	0	0.00%
W	7	12.07%	8	16.00%	4	6.78%	4	5.63%	4	6.25%
Hist 2483	38	100.00%	45	100.00%	44	100.00%	30	100.00%	43	100.00%
A, B, or C	25	65.79%	31	68.89%	29	65.91%	17	56.67%	21	48.84%
D or F	10	26.32%	13	28.89%	12	27.27%	8	26.67%	18	41.86%
I	1	2.63%	0	0.00%	0	0.00%	0	0.00%	0	0.00%
W	2	5.26%	1	2.22%	3	6.82%	5	16.67%	4	9.30%
Hist 2493	31	100.00%	48	100.00%	28	100.00%	25	100.00%	35	100.00%
A, B, or C	23	74.19%	31	64.58%	17	60.71%	10	40.00%	26	74.29%
D or F	6	19.35%	6	12.50%	5	17.86%	12	48.00%	5	14.29%
I	0	0.00%	0	0.00%	0	0.00%	0	0.00%	0	0.00%
W	2	6.45%	11	22.92%	6	21.43%	3	12.00%	4	11.43%

	Fall 2008		Fall 2009		Fall 2010		Fall 2011		Fall 2012	
	actual	percentage	actual	percentage	actual	percentage	actual	percentage	actual	percentage
Enrolled in: (Scored high enough on ACT to waive zero-level)										
Pols 1113	295	100.00%	325	100.00%	354	100.00%	402	100.00%	385	100.00%
A, B, or C	206	69.83%	244	75.08%	261	73.73%	315	78.36%	298	77.40%
D or F	58	19.66%	56	17.23%	59	16.67%	66	16.42%	66	17.14%
I	0	0.00%	0	0.00%	0	0.00%	0	0.00%	0	0.00%
W	31	10.51%	25	7.69%	34	9.60%	21	5.22%	21	5.45%
AU	0	0.00%	0	0.00%	0	0.00%	0	0.00%	0	0.00%
Hist 2483	165	100.00%	199	100.00%	231	100.00%	223	100.00%	216	100.00%
A, B, or C	115	69.70%	137	68.84%	165	71.43%	146	65.47%	128	59.26%
D or F	44	26.67%	43	21.61%	44	19.05%	55	24.66%	69	31.94%
I	0	0.00%	0	0.00%	0	0.00%	1	0.45%	0	0.00%
W	6	3.64%	19	9.55%	22	9.52%	21	9.42%	19	8.80%
Hist 2493	146	100.00%	165	100.00%	171	100.00%	144	100.00%	172	100.00%
A, B, or C	110	75.34%	118	71.52%	117	68.42%	91	63.19%	112	65.12%
D or F	23	15.75%	31	18.79%	39	22.81%	41	28.47%	47	27.33%
I	1	0.68%	0	0.00%	0	0.00%	0	0.00%	0	0.00%
W	12	8.22%	16	9.70%	15	8.77%	12	8.33%	13	7.56%

Enrolled in: (Remedial cleared by other ways-transfer, previous zero-level,etc.)										
Pols 1113	67	100.00%	60	100.00%	72	100.00%	52	100.00%	50	100.00%
A, B, or C	44	65.67%	38	63.33%	41	56.94%	26	50.00%	28	56.00%
D or F	16	23.88%	14	23.33%	16	22.22%	15	28.85%	16	32.00%
I	0	0.00%	0	0.00%	0	0.00%	0	0.00%	0	0.00%
W	7	10.45%	8	13.33%	15	20.83%	11	21.15%	6	12.00%
Hist 2483	43	100.00%	31	100.00%	35	100.00%	28	100.00%	19	100.00%
A, B, or C	25	58.14%	16	51.61%	21	60.00%	14	50.00%	9	47.37%
D or F	12	27.91%	12	38.71%	8	22.86%	13	46.43%	9	47.37%
I	0	0.00%	0	0.00%	0	0.00%	0	0.00%	0	0.00%
W	6	13.95%	3	9.68%	6	17.14%	1	3.57%	1	5.26%
Hist 2493	16	100.00%	20	100.00%	28	100.00%	18	100.00%	14	100.00%
A, B, or C	13	81.25%	11	55.00%	11	39.29%	9	50.00%	7	50.00%
D or F	1	6.25%	9	45.00%	11	39.29%	6	33.33%	2	14.29%
I	0	0.00%	0	0.00%	0	0.00%	0	0.00%	0	0.00%
W	2	12.50%	0	0.00%	6	21.43%	3	16.67%	5	35.71%

Science

Total Enrolled in Biol 0123	49	100.00%	65	100.00%	43	100.00%	46	100.00%	50	100.00%
A, B, or C	31	63.27%	57	87.69%	34	79.07%	34	73.91%	34	68.00%
D or F	9	18.37%	4	6.15%	6	13.95%	11	23.91%	7	14.00%
I	0	0.00%	0	0.00%	0	0.00%	0	0.00%	0	0.00%
W	9	18.37%	4	6.15%	3	6.98%	1	2.17%	9	18.00%
Continued Immediately with: (completed Biol 0123 with A, B, or C)										
Biol 1114	6	100.00%	4	100.00%	0	0.00%	4	100.00%	3	100.00%
A, B, or C	4	66.67%	3	75.00%	0	0.00%	3	75.00%	2	66.67%
D or F	2	33.33%	1	25.00%	0	0.00%	1	25.00%	1	33.33%
I	0	0.00%	0	0.00%	0	0.00%	0	0.00%	0	0.00%
W	0	0.00%	0	0.00%	0	0.00%	0	0.00%	0	0.00%
Biol 1144	5	100.00%	4	100.00%	5	100.00%	6	100.00%	3	100.00%
A, B, or C	3	60.00%	1	25.00%	3	60.00%	3	50.00%	1	33.33%
D or F	1	20.00%	2	50.00%	2	40.00%	2	33.33%	1	33.33%
I	0	0.00%	0	0.00%	0	0.00%	0	0.00%	0	0.00%
W	1	20.00%	1	25.00%	0	0.00%	1	16.67%	1	33.33%
GEOL 1014									3	100.00%
A, B, or C									2	66.67%
D or F									1	33.33%
I									0	0.00%
W									0	0.00%
PHYS 1014									3	100.00%
A, B, or C									2	66.67%
D or F									1	33.33%
I									0	0.00%
W									0	0.00%

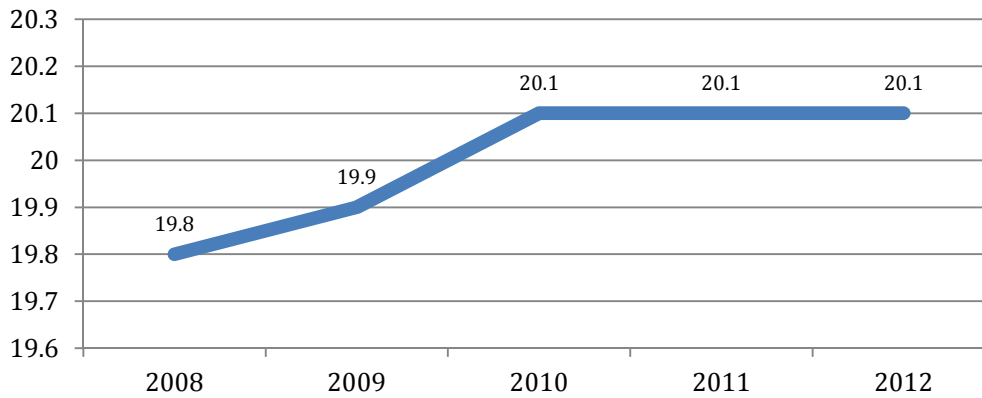
	Fall 2008		Fall 2009		Fall 2010		Fall 2011		Fall 2012	
	actual	percentage	actual	percentage	actual	percentage	actual	percentage	actual	percentage
Enrolled in: (Scored high enough on Stanford Science Test to waive zero-level)										
Biol 1114	29	100.00%	45	100.00%	60	100.00%	43	100.00%	49	100.00%
A, B, or C	21	72.41%	31	68.89%	43	71.67%	25	58.14%	30	61.22%
D or F	6	20.69%	12	26.67%	9	15.00%	14	32.56%	14	28.57%
I	0	0.00%	0	0.00%	0	0.00%	0	0.00%	0	0.00%
W	2	6.90%	2	4.44%	8	13.33%	4	9.30%	5	10.20%
Biol 1144	49	100.00%	58	100.00%	53	100.00%	49	100.00%	43	100.00%
A, B, or C	23	46.94%	29	50.00%	24	45.28%	23	46.94%	21	48.84%
D or F	18	36.73%	11	18.97%	19	35.85%	14	28.57%	13	30.23%
I	0	0.00%	0	0.00%	0	0.00%	0	0.00%	0	0.00%
W	8	16.33%	18	31.03%	10	18.87%	12	24.49%	9	20.93%
GEOL 1014									33	100.00%
A, B, or C									16	48.48%
D or F									11	33.33%
I									1	3.03%
W									5	15.15%
PHYS 1014									12	100.00%
A, B, or C									12	100.00%
D or F									0	0.00%
I									0	0.00%
W									0	0.00%

	Fall 2008		Fall 2009		Fall 2010		Fall 2011		Fall 2012	
	actual	percentage	actual	percentage	actual	percentage	actual	percentage	actual	percentage
Enrolled in: (Scored high enough on ACT to waive zero-level)										
Biol 1114	122	100.00%	156	100.00%	156	100.00%	159	100.00%	180	100.00%
A, B, or C	98	80.33%	128	82.05%	127	81.41%	123	77.36%	137	76.11%
D or F	14	11.48%	16	10.26%	22	14.10%	24	15.09%	33	18.33%
I	0	0.00%	0	0.00%	0	0.00%	0	0.00%	0	0.00%
W	10	8.20%	12	7.69%	7	4.49%	12	7.55%	10	5.56%
Biol 1144	176	100.00%	200	100.00%	217	100.00%	238	100.00%	235	100.00%
A, B, or C	115	65.34%	122	61.00%	145	66.82%	167	70.17%	141	60.00%
D or F	37	21.02%	47	23.50%	39	17.97%	37	15.55%	64	27.23%
I	0	0.00%	0	0.00%	0	0.00%	0	0.00%	0	0.00%
W	24	13.64%	31	15.50%	33	15.21%	34	14.29%	30	12.77%
GEOL 1014									139	100.00%
A, B, or C									84	60.43%
D or F									35	25.18%
I									2	1.44%
N									1	0.72%
W									17	12.23%
PHYS 1014									46	100.00%
A, B, or C									44	95.65%
D or F									2	4.35%
I									0	0.00%
W									0	0.00%

	Fall 2008		Fall 2009		Fall 2010		Fall 2011		Fall 2012	
	actual	percentage	actual	percentage	actual	percentage	actual	percentage	actual	percentage
Enrolled in: (Remedial cleared by other ways-transfer, previous zero-level,etc.)										
Biol 1114	33	100.00%	47	100.00%	31	100.00%	30	100.00%	38	100.00%
A, B, or C	27	81.82%	35	74.47%	22	70.97%	23	76.67%	24	63.16%
D or F	5	15.15%	7	14.89%	5	16.13%	5	16.67%	11	28.95%
I	0	0.00%	0	0.00%	0	0.00%	0	0.00%	0	0.00%
W	1	3.03%	5	10.64%	4	12.90%	2	6.67%	3	7.89%
Biol 1144	70	100.00%	64	100.00%	67	100.00%	70	100.00%	50	100.00%
A, B, or C	44	62.86%	42	65.63%	46	68.66%	47	67.14%	26	52.00%
D or F	16	22.86%	15	23.44%	12	17.91%	10	14.29%	12	24.00%
I	0	0.00%	0	0.00%	0	0.00%	0	0.00%	0	0.00%
W	10	14.29%	7	10.94%	9	13.43%	13	18.57%	12	24.00%
GEOL 1014									51	100.00%
A, B, or C									29	56.86%
D or F									13	25.49%
I									1	1.96%
W									8	15.69%
PHYS 1014									15	100.00%
A, B, or C									14	93.33%
D or F									0	0.00%
I									0	0.00%
W									1	6.67%

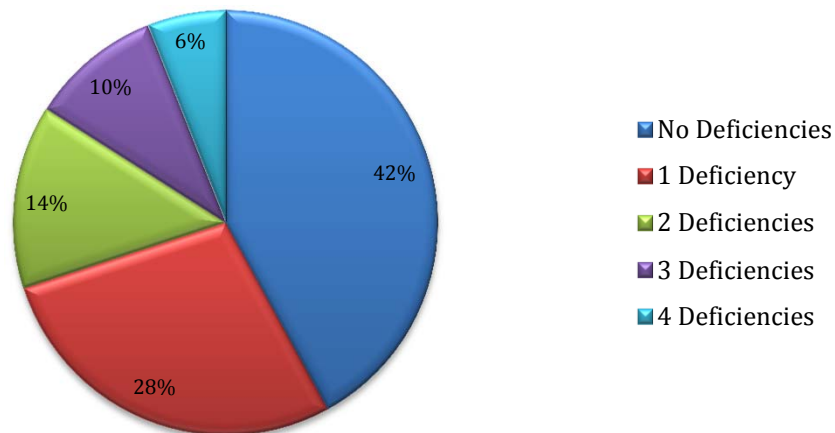
Mean First-Time Freshmen ACT Scores

ACT Composite

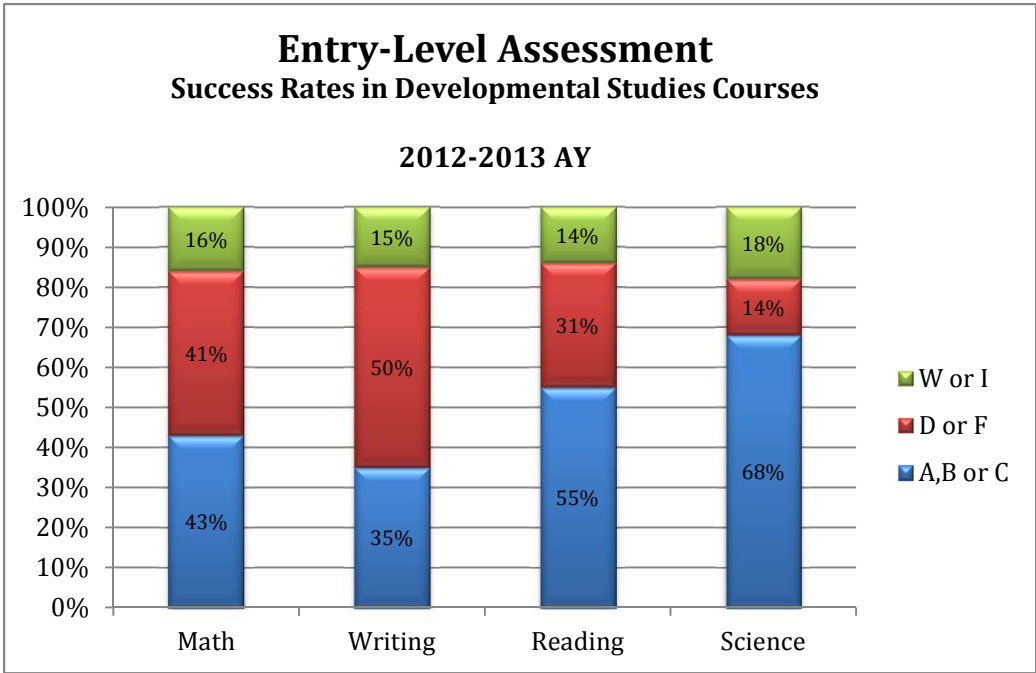
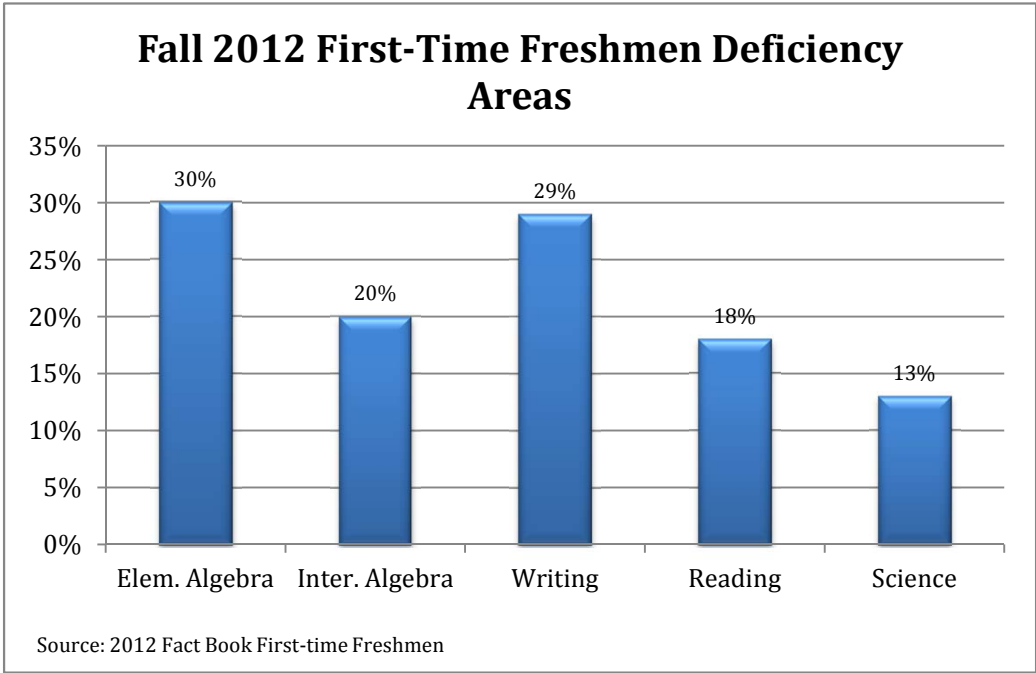


Source: 2012 Fact Book

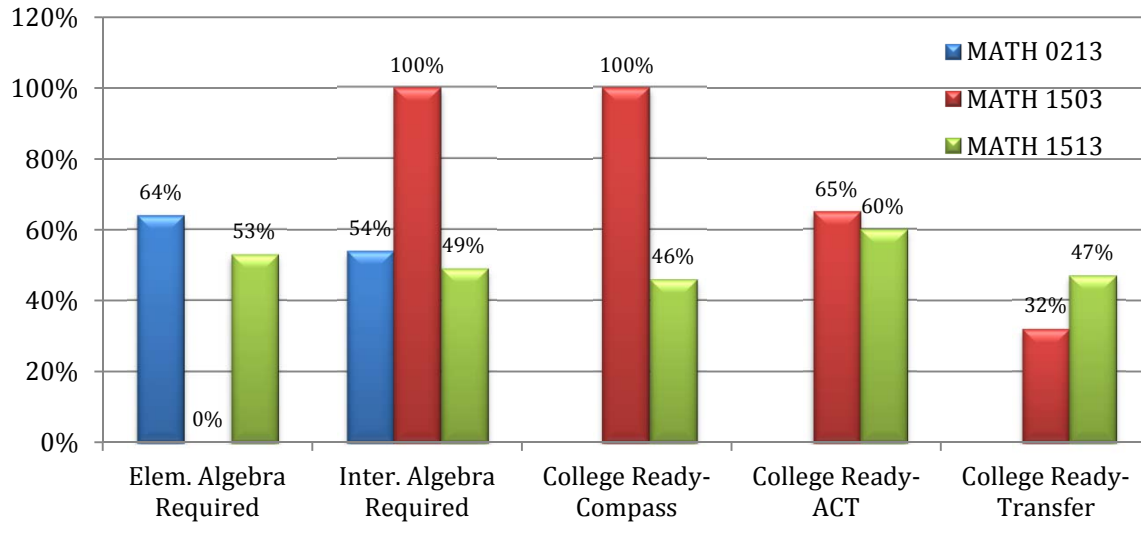
58% of RSU Fall 2012 First-time Freshmen required remediation in at least one area



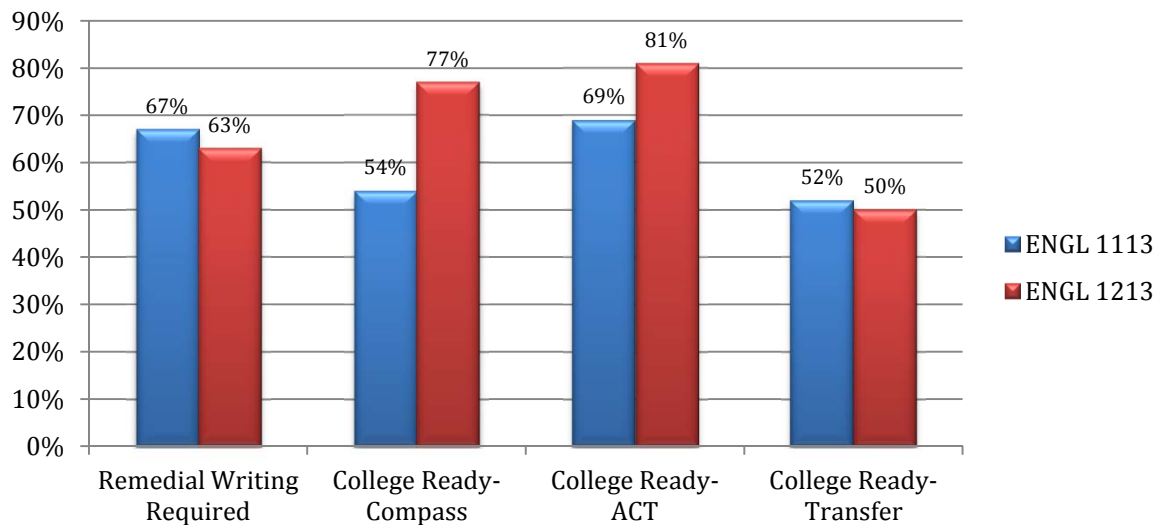
Source: 2012 Fact Book First-time Freshmen



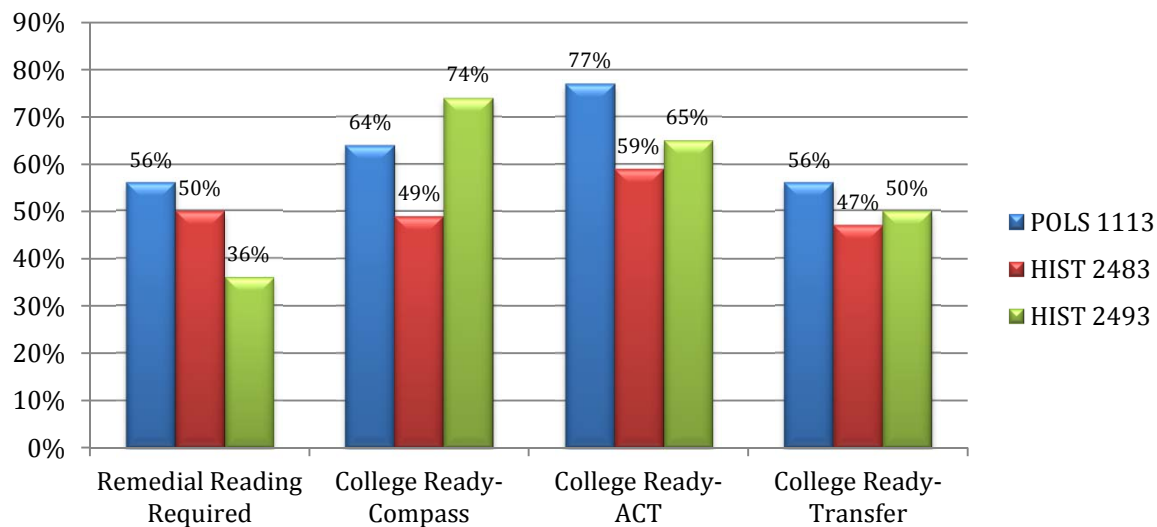
Student Success Rates in College Courses Math 2012-2013 AY



Student Success Rates in College Courses English 2012-2013 AY



Student Success Rates in College Courses Reading 2012-2013 AY



Student Success Rates in College Courses Science 2012-2013 AY

