

# **GRADUATING STUDENT SURVEY UNDERGRADUATE 2023-2024**

---

**ROGERS STATE UNIVERSITY**  
Claremore, Oklahoma

---

Office of Accountability and Academics

Fall 2024



**ROGERS STATE**  
UNIVERSITY

## 2023-2024 Graduating Student Survey

3. Please select the program major for your first degree area.

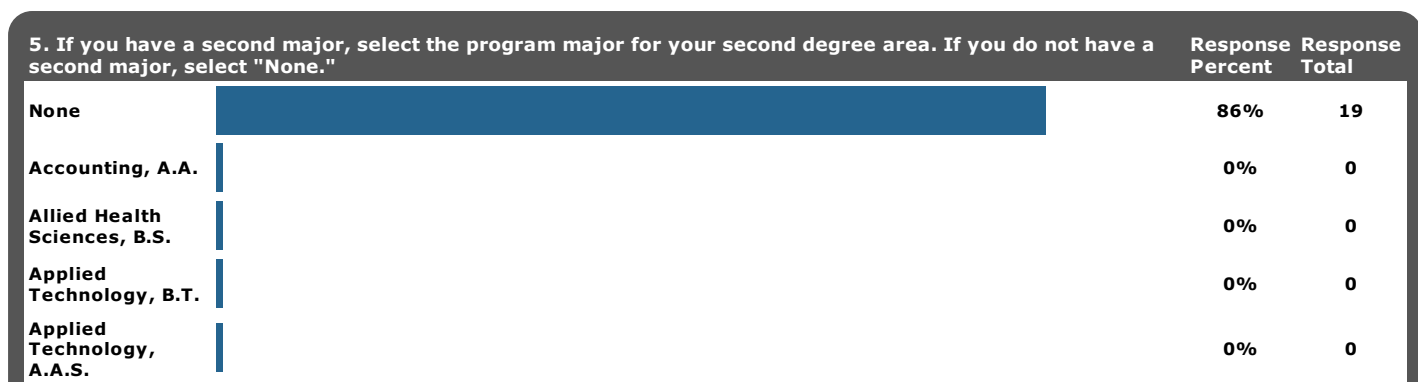
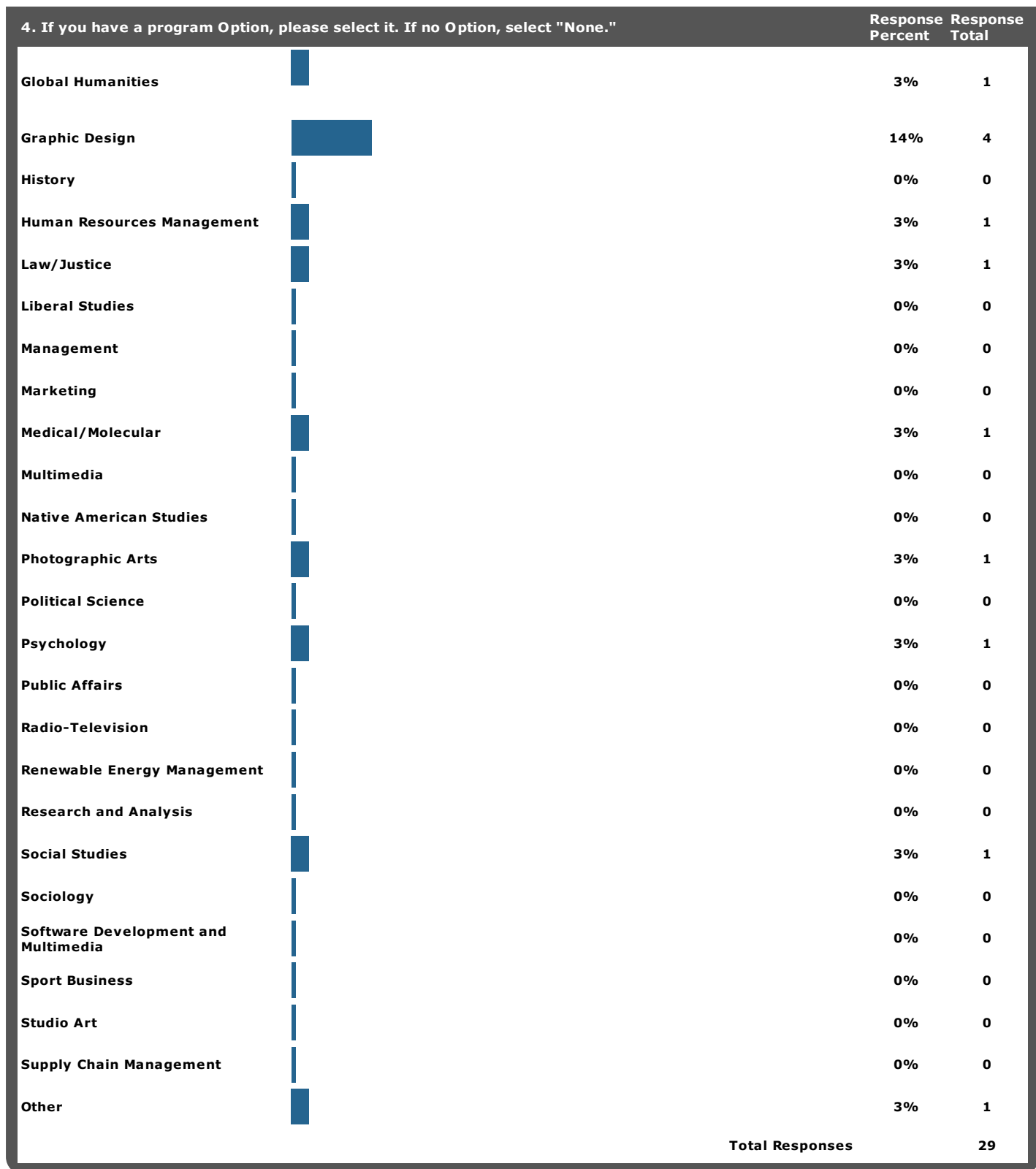
Response  
Percent

Response  
Total

Accounting, A.A.		0%	0
Allied Health Sciences, B.S.		0%	0
Applied Technology, B.T.		0%	0
Applied Technology, A.A.S.		0%	0
Biology, B.S.		14%	4
Biological Sciences, A.S.		3%	1
Business Administration, B.S.		7%	2
Business Administration, A.A.		0%	0
Business Information Technology, B.S.		0%	0
Chemical Engineering, B.S.		0%	0
Communications, B.A.		14%	4
Computer Science, A.S.		0%	0
Community Counseling, B.S.		0%	0
Criminal Justice Studies, A.A.		0%	0
Elementary Education, B.A. (through Cameron University)		0%	0
Elementary Education, A.A.		7%	2
Environmental Studies, B.A.		0%	0
Game Development, B.S.		0%	0
General Studies, B.G.S.		10%	3
History, B.A.		3%	1
Justice Administration, B.S.		3%	1
Liberal Art, B.A.		14%	4
Liberal Arts, A.A.		0%	0
Military History, B.A.		0%	0
Nursing, BSN		0%	0
Nursing, RN to BSN		0%	0
Organizational Leadership, B.S.		3%	1
Physical Science, A.S.		0%	0

3. Please select the program major for your first degree area.		Response Percent	Response Total
Public Affairs, B.A.	<div></div>	0%	0
Secondary Education, A.A.	<div></div>	0%	0
Social Science, B.S.	<div></div>	3%	1
Social Science, A.A.	<div></div>	0%	0
Social Studies Education, B.A.	<div></div>	0%	0
Sport Management, B.S.	<div></div>	0%	0
Visual Arts, B.F.A.	<div></div>	17%	5
Other	<div></div>	0%	0
Total Responses			29


4. If you have a program Option, please select it. If no Option, select "None."		Response Percent	Response Total
None	<div></div>	14%	4
Accounting	<div></div>	7%	2
Accounting and Budgeting	<div></div>	0%	0
Bridge NREMT-Paramedic/LPN-RN	<div></div>	0%	0
Business Studies	<div></div>	0%	0
Chemistry	<div></div>	0%	0
Collegiate Officer Program	<div></div>	0%	0
Communication Arts	<div></div>	0%	0
Communication Strategies	<div></div>	10%	3
Computer Network Administration	<div></div>	0%	0
Corporate Communications	<div></div>	0%	0
Engineering/Physics/Mathematics	<div></div>	0%	0
English	<div></div>	10%	3
English(Secondary Education)	<div></div>	0%	0
Entrepreneurship	<div></div>	0%	0
Environmental Conservation	<div></div>	7%	2
Environmental Studies	<div></div>	0%	0
Fitness Management	<div></div>	0%	0
Forensic Accounting	<div></div>	0%	0
General	<div></div>	10%	3
General Management	<div></div>	0%	0
Geology	<div></div>	0%	0












5. If you have a second major, select the program major for your second degree area. If you do not have a second major, select "None."		Response Percent	Response Total
Biology, B.S.	<input type="checkbox"/>	9%	2
Biological Sciences, A.S.	<input type="checkbox"/>	0%	0
Business Administration, B.S.	<input type="checkbox"/>	0%	0
Business Administration, A.A.	<input type="checkbox"/>	0%	0
Business Information Technology, B.S.	<input type="checkbox"/>	0%	0
Chemical Engineering, B.S.	<input type="checkbox"/>	0%	0
Communications, B.A.	<input type="checkbox"/>	0%	0
Computer Science, A.S.	<input type="checkbox"/>	0%	0
Community Counseling, B.S.	<input type="checkbox"/>	0%	0
Criminal Justice Studies, A.A.	<input type="checkbox"/>	0%	0
Elementary Education, B.A. (through Cameron University)	<input type="checkbox"/>	5%	1
Elementary Education, A.A.	<input type="checkbox"/>	0%	0
Environmental Studies, B.A.	<input type="checkbox"/>	0%	0
Game Development, B.S.	<input type="checkbox"/>	0%	0
General Studies, B.G.S.	<input type="checkbox"/>	0%	0
History, B.A.	<input type="checkbox"/>	0%	0
Justice Administration, B.S.	<input type="checkbox"/>	0%	0
Liberal Art, B.A.	<input type="checkbox"/>	0%	0
Liberal Arts, A.A.	<input type="checkbox"/>	0%	0
Military History, B.A.	<input type="checkbox"/>	0%	0
Nursing, BSN	<input type="checkbox"/>	0%	0
Nursing, RN to BSN	<input type="checkbox"/>	0%	0
Organizational Leadership, B.S.	<input type="checkbox"/>	0%	0
Physical Science, A.S.	<input type="checkbox"/>	0%	0
Public Affairs, B.A.	<input type="checkbox"/>	0%	0
Secondary Education, A.A.	<input type="checkbox"/>	0%	0
Social Science, B.S.	<input type="checkbox"/>	0%	0
Social Science, A.A.	<input type="checkbox"/>	0%	0
Social Studies Education, B.A.	<input type="checkbox"/>	0%	0
Sport Management, B.S.	<input type="checkbox"/>	0%	0
Visual Arts, B.F.A.	<input type="checkbox"/>	0%	0









5. If you have a second major, select the program major for your second degree area. If you do not have a second major, select "None."		Response Percent	Response Total
Other	<div></div>	0%	0
Total Responses			22

6. If you have a minor, please select it. If no minor, select "None."		Response Percent	Response Total
None	<div></div>	54%	14
American Studies	<div></div>	4%	1
Art	<div></div>	0%	0
Business Administration	<div></div>	4%	1
Biology	<div></div>	4%	1
Chemistry,	<div></div>	0%	0
Communication Arts	<div></div>	0%	0
Computer Science	<div></div>	0%	0
Corporate Communications	<div></div>	0%	0
Criminal Justice - COP	<div></div>	0%	0
English	<div></div>	0%	0
Environmental Studies	<div></div>	0%	0
Graphic Design	<div></div>	4%	1
History	<div></div>	0%	0
Honors	<div></div>	4%	1
Humanities	<div></div>	0%	0
Justice Administration	<div></div>	0%	0
Military History	<div></div>	0%	0
Music	<div></div>	0%	0
Native American Studies	<div></div>	4%	1
Not-for-Profit Administration	<div></div>	0%	0
Psychology	<div></div>	8%	2
Political Science	<div></div>	0%	0
Public Administration	<div></div>	0%	0
Radio-Television	<div></div>	0%	0
Social Entrepreneurship	<div></div>	0%	0
Sociology	<div></div>	4%	1
Spanish	<div></div>	4%	1
Sport Management	<div></div>	0%	0
Technical Writing	<div></div>	0%	0

6. If you have a minor, please select it. If no minor, select "None."		Response Percent	Response Total
Other		8%	2
Total Responses			26










7. What is your degree type? (Check all that apply.)		Response Percent	Response Total
AA		7%	2
AAS		0%	0
AS		0%	0
BA		34%	10
BFA		17%	5
BS		34%	10
BT		0%	0
Other Selection: <a href="#">View Responses</a>		7%	2
Total Responses			29

10. Are you the first in your family to graduate from college?		Response Percent	Response Total
Yes		45%	13
No		55%	16
Total Responses			29













11. How satisfied are you with the following?		Response Percent	Response Total
Your overall RSU experience			
Very Satisfied		50%	15
Somewhat Satisfied		37%	11
Somewhat Dissatisfied		7%	2
Very Dissatisfied		7%	2
Total Responses			30
Your overall Department experience			
Very Satisfied		50%	15
Somewhat Satisfied		33%	10
Somewhat Dissatisfied		7%	2
Very Dissatisfied		10%	3
Total Responses			30

12. Please rate your satisfaction with your general education at RSU. (If you transferred general education hours to RSU, this does not apply.)		Response Percent	Response Total
---	--	---------------------	-------------------

12. Please rate your satisfaction with your general education at RSU. (If you transferred general education hours to RSU, this does not apply.)

		Response Percent	Response Total
General academic advising in the first two years			
Very Satisfied		24%	7
Somewhat Satisfied		41%	12
Somewhat Dissatisfied		17%	5
Very Dissatisfied		0%	0
Does Not Apply		17%	5
Total Responses			29
Overall general education experience			
Very Satisfied		43%	13
Somewhat Satisfied		33%	10
Somewhat Dissatisfied		7%	2
Very Dissatisfied		3%	1
Does Not Apply		13%	4
Total Responses			30

13. Please rate your satisfaction with your major department concerning the following:

		Response Percent	Response Total
Accessibility to faculty in your major			
Very Satisfied		73%	22
Somewhat Satisfied		17%	5
Somewhat Dissatisfied		7%	2
Very Dissatisfied		3%	1
Total Responses			30
Quality of instruction in your major			
Very Satisfied		47%	14
Somewhat Satisfied		33%	10
Somewhat Dissatisfied		13%	4
Very Dissatisfied		7%	2
Total Responses			30
Maintenance of high academic standards			
Very Satisfied		50%	15
Somewhat Satisfied		37%	11
Somewhat Dissatisfied		7%	2
Very Dissatisfied		7%	2
Total Responses			30
Academic advising in your major			



13. Please rate your satisfaction with your major department concerning the following:		Response Percent	Response Total
Very Satisfied	<div></div>	43%	13
Somewhat Satisfied	<div></div>	27%	8
Somewhat Dissatisfied	<div></div>	17%	5
Very Dissatisfied	<div></div>	13%	4
Total Responses			30
Availability of faculty for academic help			
Very Satisfied	<div></div>	63%	19
Somewhat Satisfied	<div></div>	17%	5
Somewhat Dissatisfied	<div></div>	17%	5
Very Dissatisfied	<div></div>	3%	1
Total Responses			30
Preparation for advanced classes in your major			
Very Satisfied	<div></div>	40%	12
Somewhat Satisfied	<div></div>	43%	13
Somewhat Dissatisfied	<div></div>	7%	2
Very Dissatisfied	<div></div>	10%	3
Total Responses			30
Intellectual challenge in your major			
Very Satisfied	<div></div>	60%	18
Somewhat Satisfied	<div></div>	27%	8
Somewhat Dissatisfied	<div></div>	10%	3
Very Dissatisfied	<div></div>	3%	1
Total Responses			30
Helping you develop your writing			
Very Satisfied	<div></div>	43%	13
Somewhat Satisfied	<div></div>	53%	16
Somewhat Dissatisfied	<div></div>	0%	0
Very Dissatisfied	<div></div>	3%	1
Total Responses			30
Helping you prepare for your chosen career			
Very Satisfied	<div></div>	47%	14
Somewhat Satisfied	<div></div>	20%	6
Somewhat Dissatisfied	<div></div>	20%	6
Very Dissatisfied	<div></div>	13%	4
Total Responses			30

13. Please rate your satisfaction with your major department concerning the following:

Response  
Percent

Response  
Total

Your overall experience in your major

Very Satisfied		57%	17
Somewhat Satisfied		23%	7
Somewhat Dissatisfied		13%	4
Very Dissatisfied		7%	2
Total Responses			30

14. Please indicate whether or not you participated in each of the following through your major.

Response  
Percent

Response  
Total

Practicum, internship, field/lab experience outside of RSU, co-op experience, shadowing, or clinical assignment

Yes		47%	14
No		53%	16
Total Responses			30

Community service

Yes		37%	11
No		63%	19
Total Responses			30

Service learning/Volunteer work for class credit

Yes		27%	8
No		73%	22
Total Responses			30

Work on a research project with a faculty member outside of a course or program requirement

Yes		13%	4
No		87%	26
Total Responses			30

Study abroad

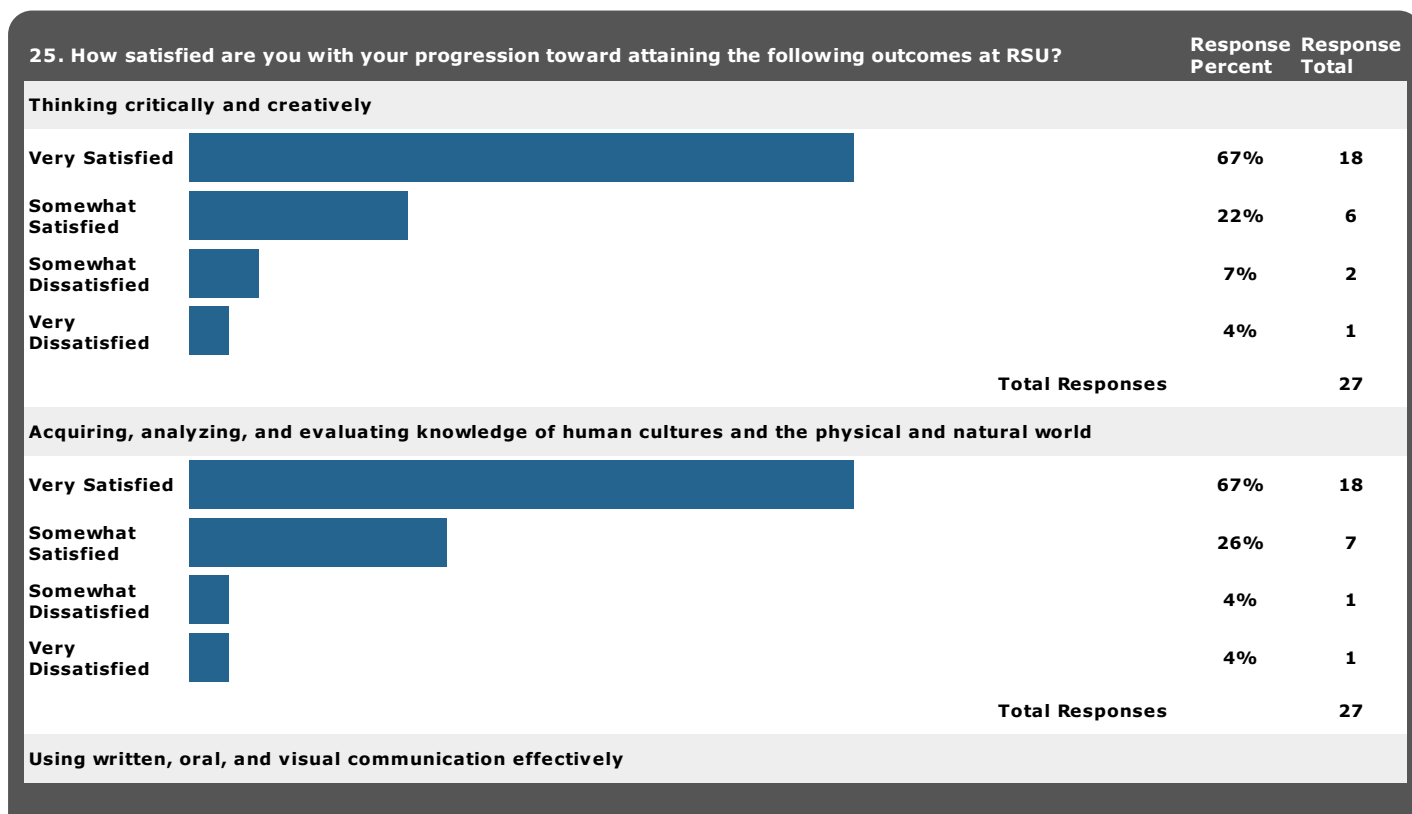
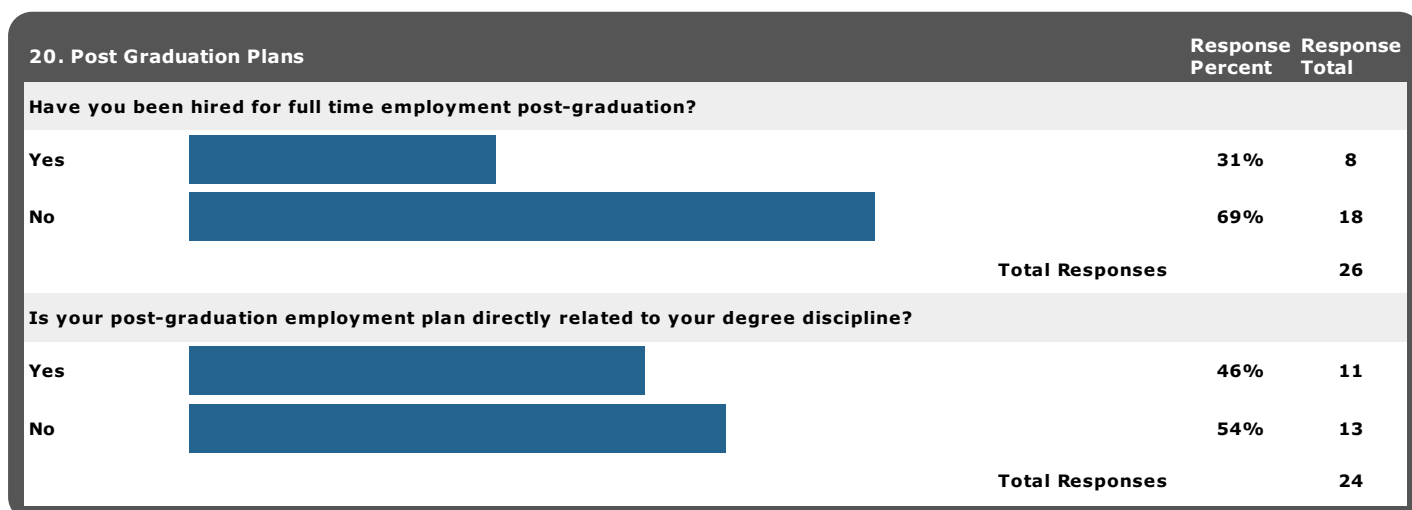
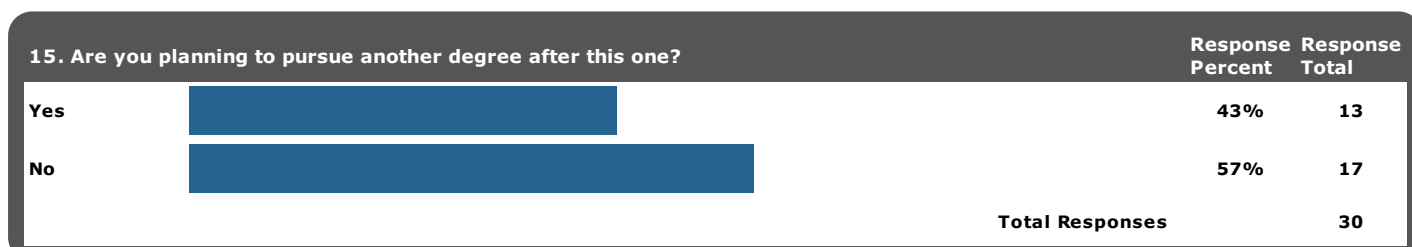
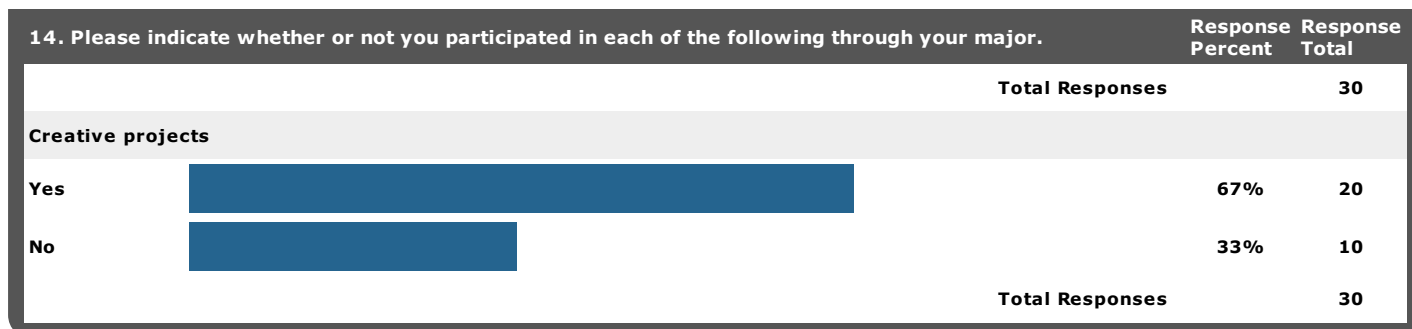
Yes		7%	2
No		93%	28
Total Responses			30

Senior Capstone project or thesis

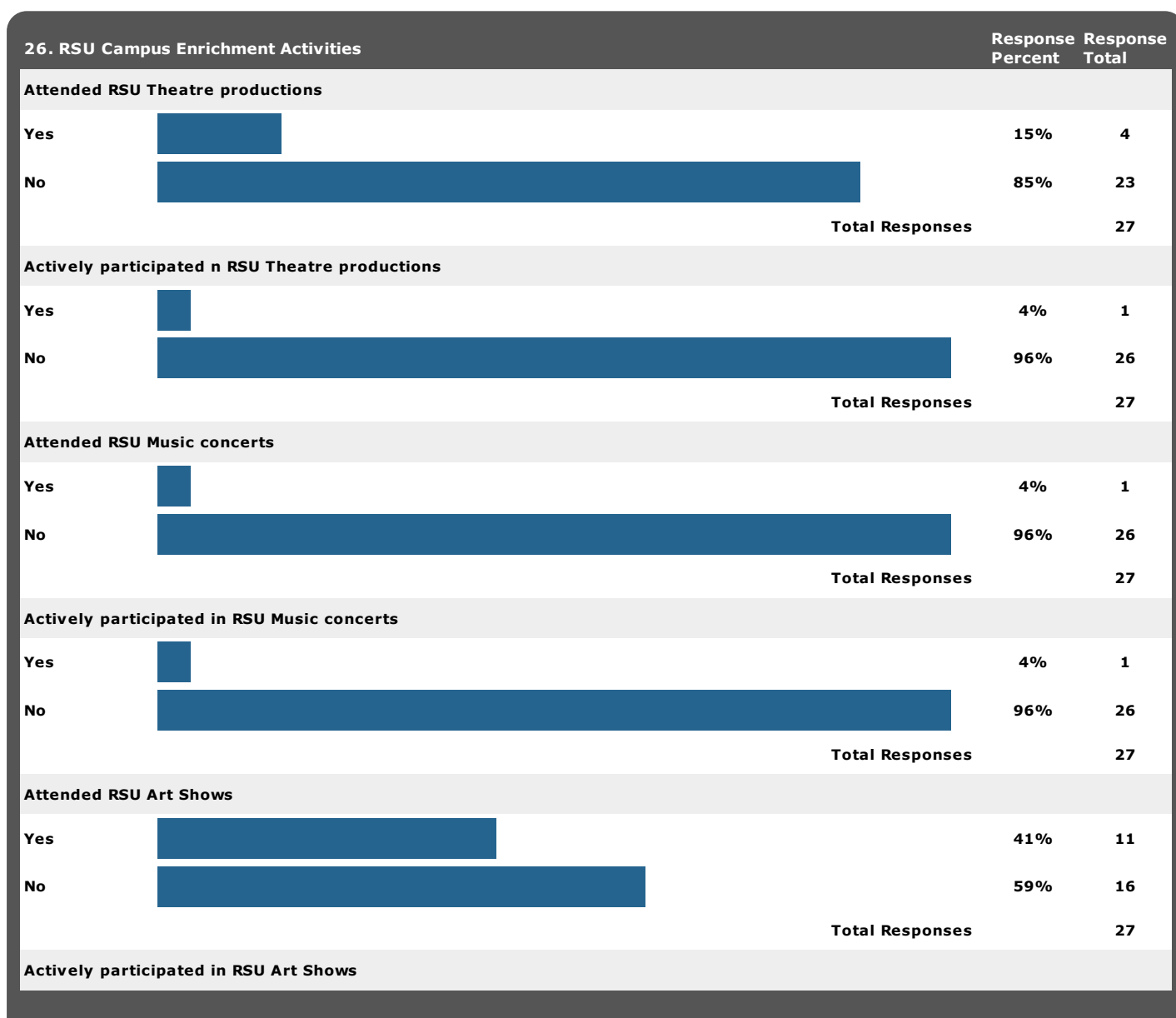
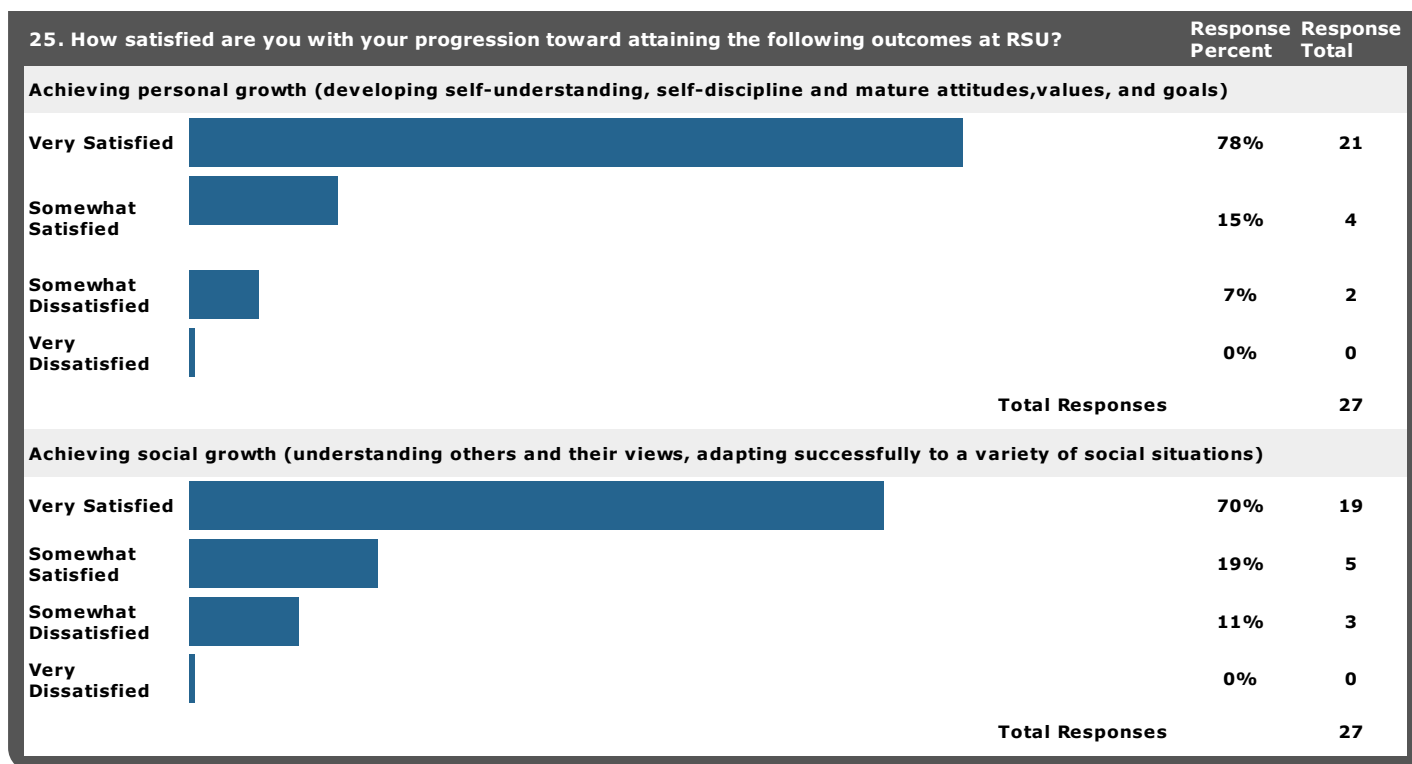
Yes		90%	27
No		10%	3
Total Responses			30

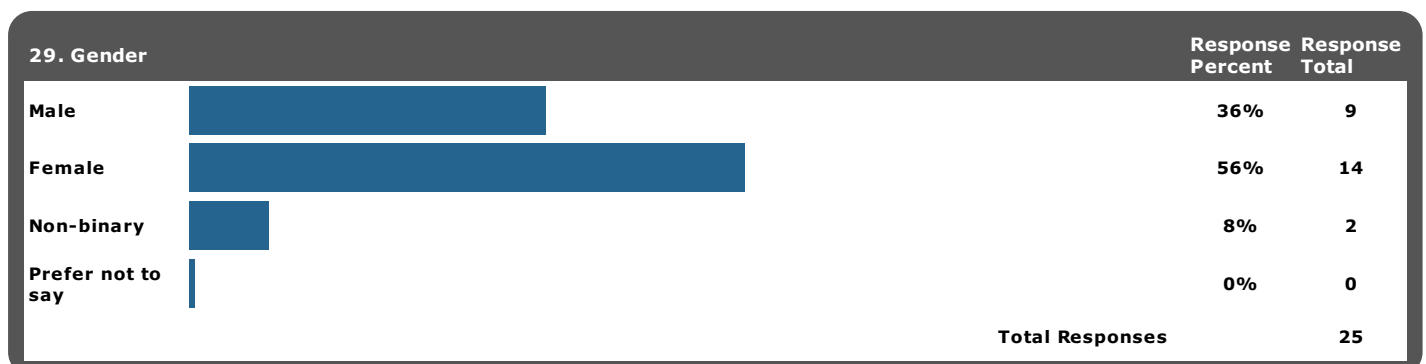
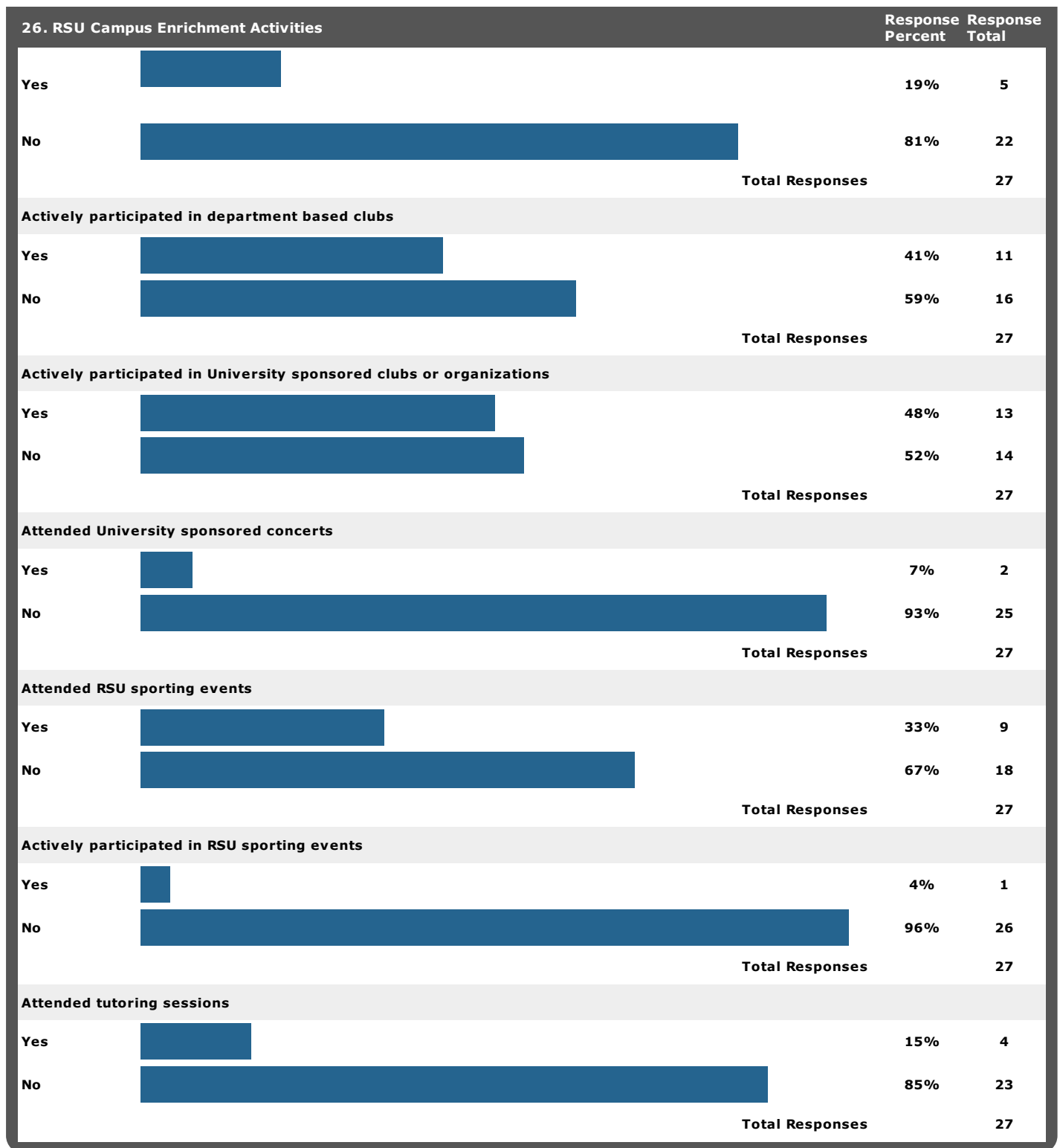
Scholarly research


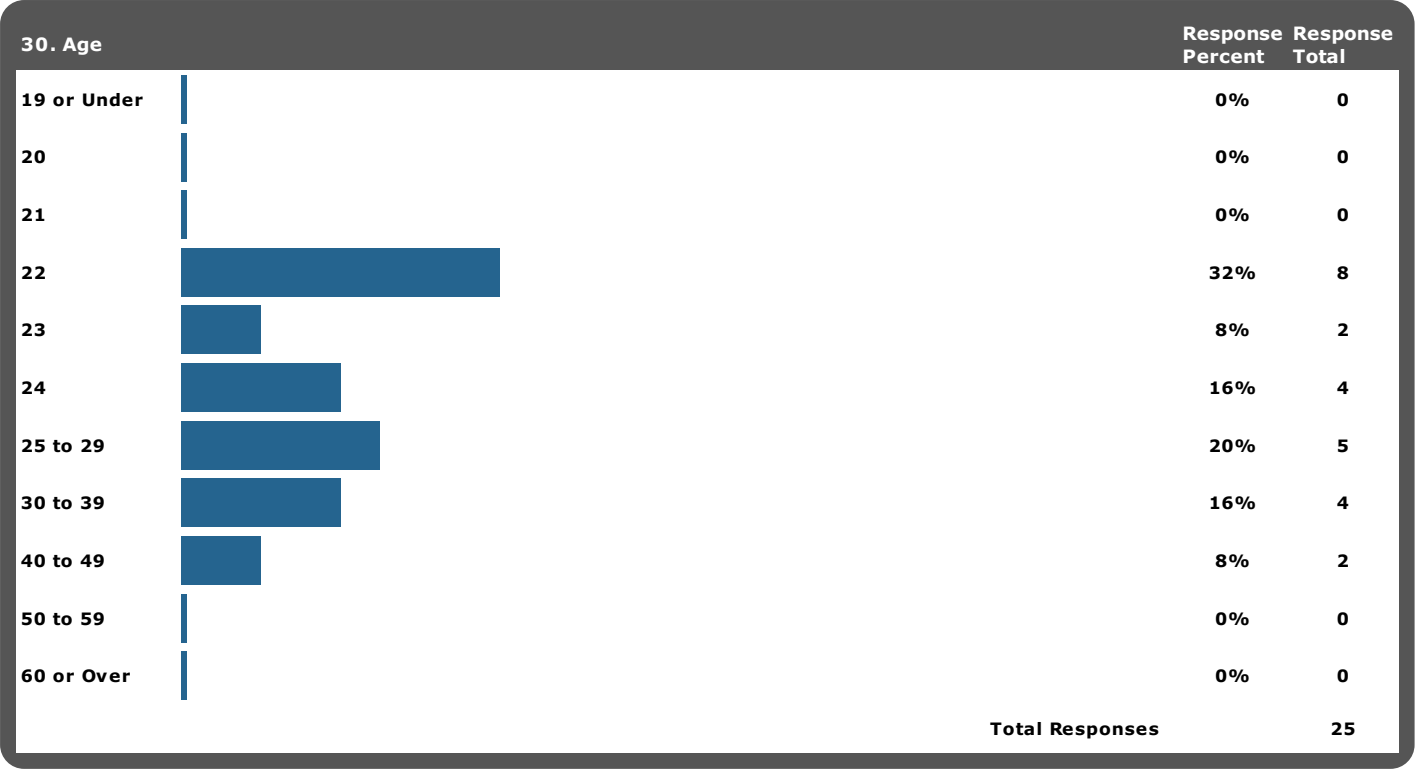
Yes		67%	20
No		33%	10



25. How satisfied are you with your progression toward attaining the following outcomes at RSU?		Response Percent	Response Total
Very Satisfied	<div></div>	67%	18
Somewhat Satisfied	<div></div>	22%	6
Somewhat Dissatisfied	<div></div>	11%	3
Very Dissatisfied	<div></div>	0%	0
Total Responses			27
Developing an individual perspective on the human experience, and demonstrate an understanding of diverse perspectives and values			
Very Satisfied	<div></div>	67%	18
Somewhat Satisfied	<div></div>	22%	6
Somewhat Dissatisfied	<div></div>	7%	2
Very Dissatisfied	<div></div>	4%	1
Total Responses			27
Demonstrating civic knowledge and engagement, ethical reasoning, and skills for lifelong learning			
Very Satisfied	<div></div>	67%	18
Somewhat Satisfied	<div></div>	30%	8
Somewhat Dissatisfied	<div></div>	4%	1
Very Dissatisfied	<div></div>	0%	0
Total Responses			27
Mastering the specific outcomes of your degree program			
Very Satisfied	<div></div>	56%	15
Somewhat Satisfied	<div></div>	22%	6
Somewhat Dissatisfied	<div></div>	19%	5
Very Dissatisfied	<div></div>	4%	1
Total Responses			27
Achieving intellectual growth			
Very Satisfied	<div></div>	78%	21
Somewhat Satisfied	<div></div>	11%	3
Somewhat Dissatisfied	<div></div>	11%	3
Very Dissatisfied	<div></div>	0%	0
Total Responses			27
Preparing for further study			
Very Satisfied	<div></div>	52%	14
Somewhat Satisfied	<div></div>	26%	7
Somewhat Dissatisfied	<div></div>	15%	4
Very Dissatisfied	<div></div>	7%	2
Total Responses			27







1.	
1.	
2.	
3.	
4.	
5.	
6.	
7.	
8.	