

GRADUATING STUDENT SURVEY UNDERGRADUATE 2022-2023

ROGERS STATE UNIVERSITY
Claremore, Oklahoma

Office of Accountability and Academics
Summer 2023









ROGERS STATE
UNIVERSITY

2022-2023 Graduating Student Survey

























3. Please select the program major for your first degree area.

	Response Percent	Response Total
Accounting, A.A.	0%	0
Allied Health Sciences, B.S.	4%	2
Applied Technology, B.T.	6%	3
Applied Technology, A.A.S.	0%	0
Biology, B.S.	16%	8
Biological Sciences, A.S.	0%	0
Business Administration, B.S.	14%	7
Business Administration, A.A.	0%	0
Business Information Technology, B.S.	0%	0
Communications, B.A.	12%	6
Computer Science, A.S.	0%	0
Community Counseling, B.S.	4%	2
Criminal Justice Studies, A.A.	0%	0
Elementary Education, B.A. (through Cameron University)	2%	1
Elementary Education, A.A.	0%	0
Environmental Studies, B.A.	0%	0
Game Development, B.S.	0%	0
General Studies, B.G.S.	4%	2
History, B.A.	4%	2
Justice Administration, B.S.	2%	1
Liberal Art, B.A.	10%	5
Liberal Arts, A.A.	0%	0
Military History, B.A.	0%	0
Nursing, B.S.	8%	4
Nursing, A.A.S.	0%	0
Organizational Leadership, B.S.	0%	0
Physical Science, A.S.	0%	0
Public Affairs, B.A.	0%	0

3. Please select the program major for your first degree area.

		Response Percent	Response Total
Secondary Education, A.A.		0%	0
Social Science, B.S.		10%	5
Social Science, A.A.		0%	0
Sport Management, B.S.		4%	2
Visual Arts, B.F.A.		0%	0
Other		0%	0
Total Responses			50

4. If you have a program Option, please select it. If no Option, select "None."

		Response Percent	Response Total
None		26%	12
Accounting		7%	3
Accounting and Budgeting		0%	0
Bridge NREMT-Paramedic/LPN-RN		0%	0
Business Studies		2%	1
Chemistry		0%	0
Collegiate Officer Program		0%	0
Communication Arts		0%	0
Communication Strategies		7%	3
Computer Network Administration		0%	0
Corporate Communications		2%	1
Engineering/Physics/Mathematics		0%	0
English		9%	4
English(Secondary Education)		0%	0
Entrepreneurship		0%	0
Environmental Conservation		2%	1
Environmental Studies		2%	1
Fitness Management		2%	1
Forensic Accounting		0%	0
General		7%	3
General Management		0%	0
Geology		0%	0
Global Humanities		0%	0
Graphic Design		0%	0

4. If you have a program Option, please select it. If no Option, select "None."		Response Percent	Response Total
History	<div></div>	0%	0
Human Resources Management	<div></div>	4%	2
Law/Justice	<div></div>	2%	1
Liberal Studies	<div></div>	0%	0
Management	<div></div>	0%	0
Marketing	<div></div>	0%	0
Medical/Molecular	<div></div>	7%	3
Multimedia	<div></div>	0%	0
Native American Studies	<div></div>	0%	0
Photographic Arts	<div></div>	0%	0
Political Science	<div></div>	0%	0
Psychology	<div></div>	9%	4
Public Affairs	<div></div>	0%	0
Radio-Television	<div></div>	2%	1
Renewable Energy Management	<div></div>	0%	0
Research and Analysis	<div></div>	0%	0
Social Studies	<div></div>	0%	0
Sociology	<div></div>	0%	0
Software Development and Multimedia	<div></div>	0%	0
Sport Business	<div></div>	0%	0
Studio Art	<div></div>	0%	0
Supply Chain Management	<div></div>	0%	0
Other	<div></div>	11%	5
Total Responses			46

5. If you have a second major, select the program major for your second degree area. If you do not have a second major, select "None."		Response Percent	Response Total
None	<div></div>	89%	34
Accounting, A.A.	<div></div>	0%	0
Applied Technology, B.T.	<div></div>	0%	0
Applied Technology, A.A.S.	<div></div>	0%	0
Biology, B.S.	<div></div>	0%	0
Biological Sciences, A.S.	<div></div>	3%	1






























5. If you have a second major, select the program major for your second degree area. If you do not have a second major, select "None."		Response Percent	Response Total
Business Administration, B.S.	<div></div>	3%	1
Business Administration, A.A.	<div></div>	0%	0
Business Information Technology, B.S.	<div></div>	0%	0
Communications, B.A.	<div></div>	0%	0
Computer Science, A.S.	<div></div>	0%	0
Community Counseling, B.S.	<div></div>	0%	0
Criminal Justice Studies, A.A.	<div></div>	0%	0
Elementary Education, B.A. (through Cameron University)	<div></div>	0%	0
Elementary Education, A.A.	<div></div>	0%	0
Emergency Medical Services, A.A.S.	<div></div>	0%	0
Game Development, B.S.	<div></div>	0%	0
Justice Administration, B.S.	<div></div>	0%	0
Liberal Art, B.A.	<div></div>	0%	0
Liberal Arts, A.A.	<div></div>	0%	0
Military History, B.A.	<div></div>	0%	0
Nursing, B.S.	<div></div>	0%	0
Nursing, A.A.S.	<div></div>	0%	0
Organizational Leadership, B.S.	<div></div>	0%	0
Physical Science, A.S.	<div></div>	5%	2
Public Administration, B.A.	<div></div>	0%	0
Secondary Education, A.A.	<div></div>	0%	0
Social Entrepreneurship, B.A.	<div></div>	0%	0
Social Science, B.S.	<div></div>	0%	0
Social Sciences, A.A.	<div></div>	0%	0
Sport Management, B.S.	<div></div>	0%	0
Visual Arts, B.F.A.	<div></div>	0%	0
Total Responses			38

6. If you have a minor, please select it. If no minor, select "None."		Response Percent	Response Total
None	<div></div>	43%	20
American Studies	<div></div>	0%	0

6. If you have a minor, please select it. If no minor, select "None."

Response
Percent

Response
Total


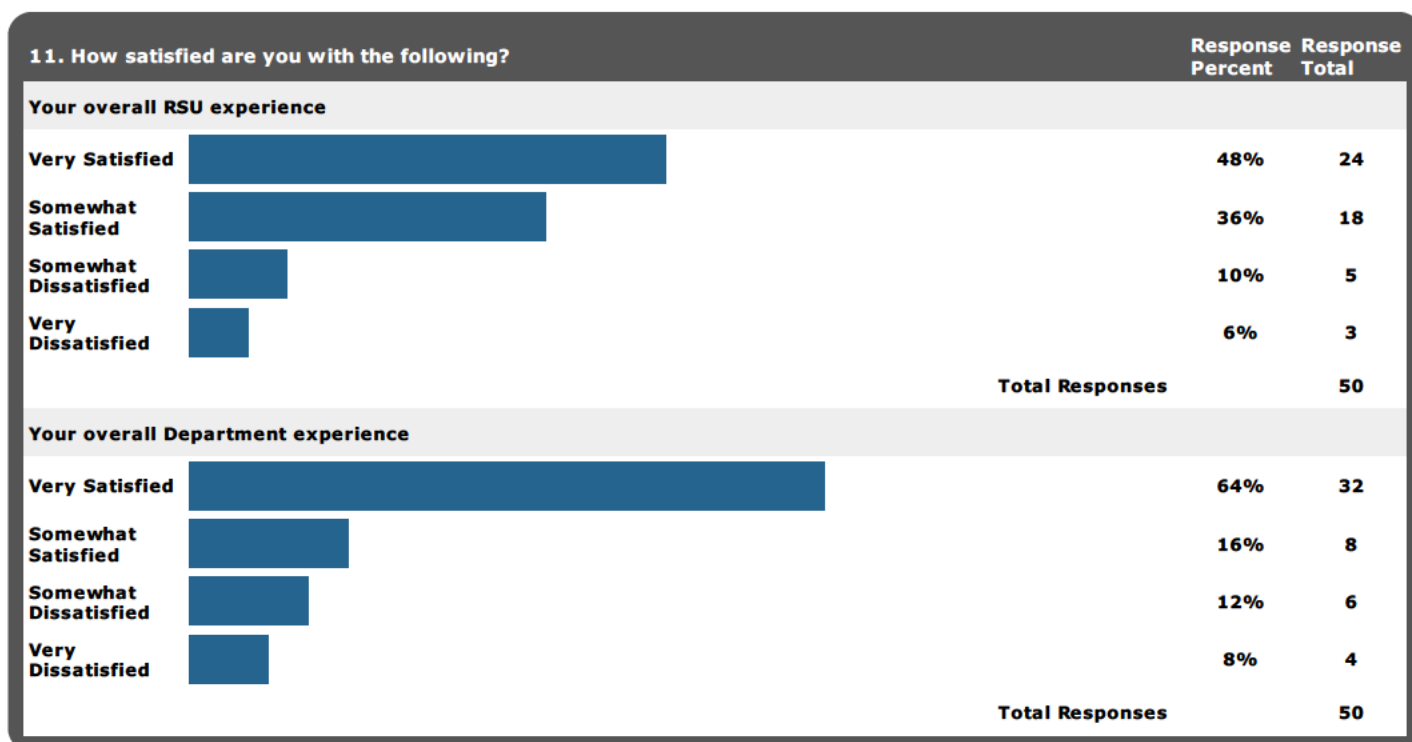
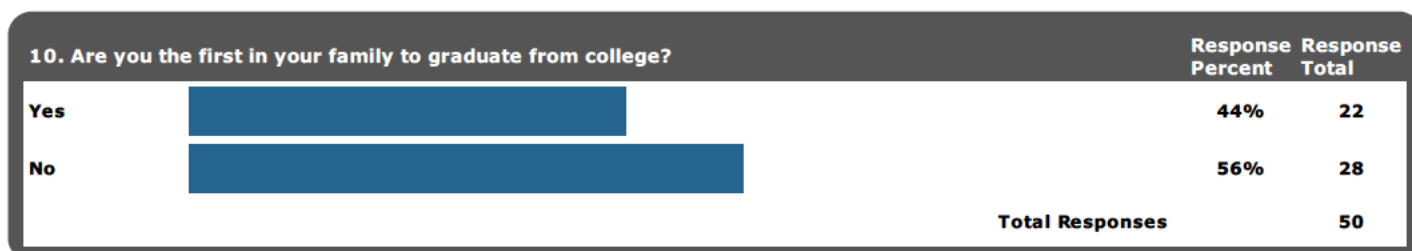
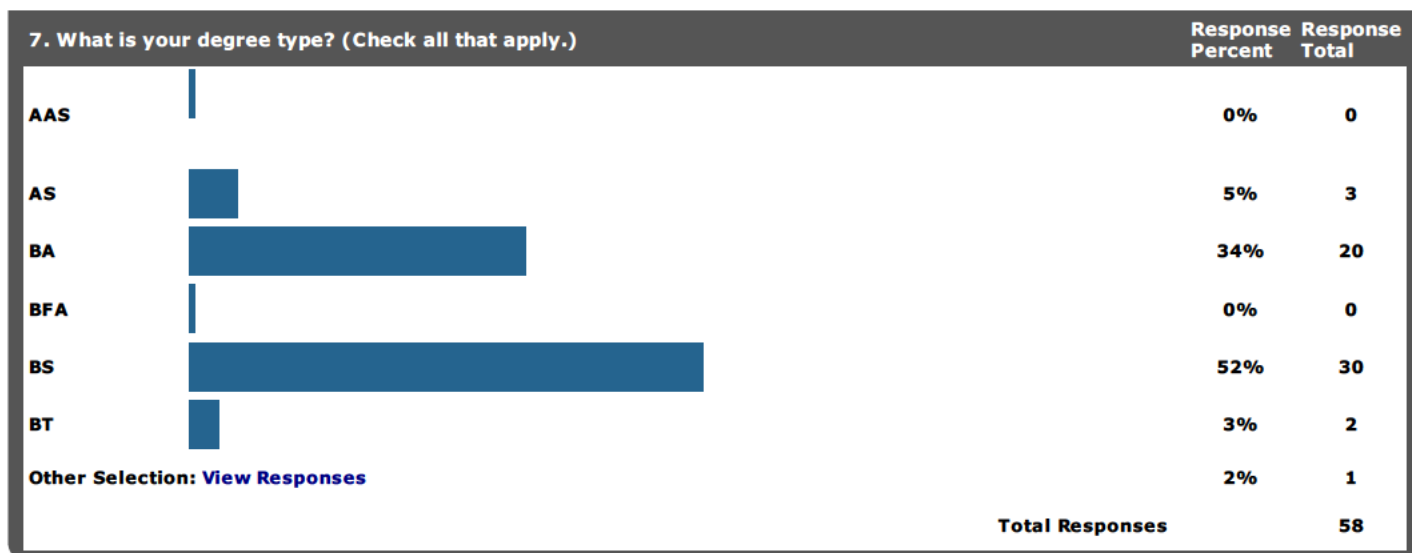
Art		2%	1
Business Administration		11%	5
Biology		0%	0
Chemistry,		0%	0
Communication Arts		0%	0
Computer Science		0%	0
Corporate Communications		0%	0
Criminal Justice - COP		0%	0
English		0%	0
Environmental Studies		0%	0
Graphic Design		2%	1
History		0%	0
Honors		11%	5
Humanities		0%	0
Justice Administration		4%	2
Military History		0%	0
Music		0%	0
Native American Studies		0%	0
Not-for-Profit Administration		0%	0
Psychology		9%	4
Political Science		0%	0
Public Administration		0%	0
Radio-Television		0%	0
Social Entrepreneurship		0%	0
Sociology		9%	4
Spanish		4%	2
Sport Management		2%	1
Technical Writing		0%	0
Other		2%	1
Total Responses			46

7. What is your degree type? (Check all that apply.)

Response
Percent

Response
Total

AA		3%	2
----	---	----	---



12. Please rate your satisfaction with your general education at RSU. (If you transferred general education hours to RSU, this does not apply.)

		Response Percent	Response Total
Does Not Apply		12%	6
Total Responses			50
Overall general education experience			
Very Satisfied		41%	20
Somewhat Satisfied		45%	22
Somewhat Dissatisfied		8%	4
Very Dissatisfied		0%	0
Does Not Apply		6%	3
Total Responses			49

13. Please rate your satisfaction with your major department concerning the following:

Response
Percent

Response
Total



Accessibility to faculty in your major			
Very Satisfied		73%	37
Somewhat Satisfied		25%	13
Somewhat Dissatisfied		0%	0
Very Dissatisfied		2%	1
Total Responses			51
Quality of instruction in your major			
Very Satisfied		67%	34
Somewhat Satisfied		20%	10
Somewhat Dissatisfied		10%	5
Very Dissatisfied		4%	2
Total Responses			51
Maintenance of high academic standards			
Very Satisfied		67%	34
Somewhat Satisfied		25%	13
Somewhat Dissatisfied		4%	2
Very Dissatisfied		4%	2
Total Responses			51
Academic advising in your major			
Very Satisfied		65%	33
Somewhat Satisfied		20%	10
Somewhat Dissatisfied		8%	4
Very Dissatisfied		8%	4
Total Responses			51

13. Please rate your satisfaction with your major department concerning the following:

Response
Percent

Response
Total

Availability of faculty for academic help

Very Satisfied		67%	34
Somewhat Satisfied		25%	13
Somewhat Dissatisfied		6%	3
Very Dissatisfied		2%	1
Total Responses			51


Preparation for advanced classes in your major

Very Satisfied		65%	33
Somewhat Satisfied		27%	14
Somewhat Dissatisfied		6%	3
Very Dissatisfied		2%	1
Total Responses			51

Intellectual challenge in your major

Very Satisfied		73%	37
Somewhat Satisfied		20%	10
Somewhat Dissatisfied		8%	4
Very Dissatisfied		0%	0
Total Responses			51




Helping you develop your writing

Very Satisfied		71%	36
Somewhat Satisfied		20%	10
Somewhat Dissatisfied		6%	3
Very Dissatisfied		4%	2
Total Responses			51

Helping you prepare for your chosen career

Very Satisfied		65%	33
Somewhat Satisfied		18%	9
Somewhat Dissatisfied		12%	6
Very Dissatisfied		6%	3
Total Responses			51

Your overall experience in your major

Very Satisfied		69%	35
Somewhat Satisfied		14%	7
Somewhat Dissatisfied		16%	8
Very Dissatisfied		2%	1
Total Responses			51

14. Please indicate whether or not you participated in each of the following through your major.

Response
Percent Response
Total

Practicum, internship, field/lab experience outside of RSU, co-op experience, shadowing, or clinical assignment

Yes		63%	32
No		37%	19
Total Responses			51

Community service

Yes		49%	25
No		51%	26
Total Responses			51

Service learning/Volunteer work for class credit

Yes		44%	22
No		56%	28
Total Responses			50

Work on a research project with a faculty member outside of a course or program requirement

Yes		28%	14
No		72%	36
Total Responses			50

Study abroad

Yes		4%	2
No		96%	48
Total Responses			50

Senior Capstone project or thesis

Yes		84%	42
No		16%	8
Total Responses			50

Scholarly research

Yes		68%	34
No		32%	16
Total Responses			50

Creative projects

Yes		68%	34
No		32%	16
Total Responses			50

15. Are you planning to pursue another degree after this one?
























Response
Percent Response
Total

Yes		63%	32
-----	---	-----	----
















15. Are you planning to pursue another degree after this one?		Response Percent	Response Total
No	<div></div>	37%	19
Total Responses			51

20. Post Graduation Plans		Response Percent	Response Total
Have you been hired for full time employment post-graduation?			
Yes	<div></div>	38%	17
No	<div></div>	62%	28
Total Responses			45
Is your post-graduation employment plan directly related to your degree discipline?			
Yes	<div></div>	63%	27
No	<div></div>	37%	16
Total Responses			43

25. How satisfied are you with your progression toward attaining the following outcomes at RSU?		Response Percent	Response Total
Thinking critically and creatively			
Very Satisfied	<div></div>	74%	32
Somewhat Satisfied	<div></div>	21%	9
Somewhat Dissatisfied	<div></div>	5%	2
Very Dissatisfied	<div></div>	0%	0
Total Responses			43
Acquiring, analyzing, and evaluating knowledge of human cultures and the physical and natural world			
Very Satisfied	<div></div>	76%	32
Somewhat Satisfied	<div></div>	24%	10
Somewhat Dissatisfied	<div></div>	0%	0
Very Dissatisfied	<div></div>	0%	0
Total Responses			42
Using written, oral, and visual communication effectively			
Very Satisfied	<div></div>	77%	33
Somewhat Satisfied	<div></div>	23%	10
Somewhat Dissatisfied	<div></div>	0%	0
Very Dissatisfied	<div></div>	0%	0
Total Responses			43
Developing an individual perspective on the human experience, and demonstrate an understanding of diverse perspectives and values			
Very Satisfied	<div></div>	79%	34
Somewhat Satisfied	<div></div>	16%	7

25. How satisfied are you with your progression toward attaining the following outcomes at RSU?		Response Percent	Response Total
Somewhat Dissatisfied		5%	2
Very Dissatisfied		0%	0
Total Responses			43
Demonstrating civic knowledge and engagement, ethical reasoning, and skills for lifelong learning			
Very Satisfied		77%	33
Somewhat Satisfied		12%	5
Somewhat Dissatisfied		12%	5
Very Dissatisfied		0%	0
Total Responses			43
Mastering the specific outcomes of your degree program			
Very Satisfied		70%	31
Somewhat Satisfied		20%	9
Somewhat Dissatisfied		9%	4
Very Dissatisfied		0%	0
Total Responses			44
Achieving intellectual growth			
Very Satisfied		80%	35
Somewhat Satisfied		16%	7
Somewhat Dissatisfied		5%	2
Very Dissatisfied		0%	0
Total Responses			44
Preparing for further study			
Very Satisfied		77%	33
Somewhat Satisfied		19%	8
Somewhat Dissatisfied		2%	1
Very Dissatisfied		2%	1
Total Responses			43
Achieving personal growth (developing self-understanding, self-discipline and mature attitudes, values, and goals)			
Very Satisfied		81%	35
Somewhat Satisfied		19%	8
Somewhat Dissatisfied		0%	0
Very Dissatisfied		0%	0
Total Responses			43
Achieving social growth (understanding others and their views, adapting successfully to a variety of social situations)			
Very Satisfied		80%	35

25. How satisfied are you with your progression toward attaining the following outcomes at RSU?		Response Percent	Response Total
Somewhat Satisfied		14%	6
Somewhat Dissatisfied		5%	2
Very Dissatisfied		2%	1
Total Responses			44

26. RSU Campus Enrichment Activities		Response Percent	Response Total
Attended RSU Theatre productions			
Yes		21%	9
No		79%	33
Total Responses			42
Actively participated in RSU Theatre productions			
Yes		2%	1
No		98%	41
Total Responses			42
Attended RSU Music concerts			
Yes		2%	1
No		98%	41
Total Responses			42
Actively participated in RSU Music concerts			
Yes		5%	2
No		95%	40
Total Responses			42
Attended RSU Art Shows			
Yes		26%	11
No		74%	31
Total Responses			42
Actively participated in RSU Art Shows			
Yes		5%	2
No		95%	40
Total Responses			42
Actively participated in department based clubs			
Yes		28%	12
No		72%	31
Total Responses			43
Actively participated in University sponsored clubs or organizations			
Yes		35%	15

