

# COLLEGE OUTCOMES SURVEY

May 2012

---

ROGERS STATE UNIVERSITY

Claremore, Oklahoma

---

Office of Accountability and Academics



## College Outcomes Survey

Rogers State University is committed to improving its services to students and departments. To this end, RSU seeks information from its graduates regarding their college experience. The *ACT College Outcomes Survey*<sup>1</sup> was selected in 2010 to assess the importance of, progress toward, and university contribution to a variety of college outcomes. Additionally, student satisfaction with university programs and services was assessed, evaluating student perceptions in the following areas:

- Importance to attain outcomes
- Progress made toward attaining outcomes
- Views of required courses outside of major
- Agreement with statements about this college
- Personal growth since entering college
- College contribution to growth

### Methodology

Surveys were mailed to 624 students applying for graduation during 2011-2012. A letter from the Registrar's Office accompanied the survey to inform impending graduates of RSU graduation requirements and protocols. A total of 184 surveys was returned for a 29% response rate. Participation was voluntary with no compensation.

Survey respondents were representative of the larger RSU impending graduate population in terms of gender, ethnicity, and race. Seventy percent of respondents were female, compared to 66% of females in the impending graduate population. Three percent of respondents were of Hispanic ethnicity with 3% of impending graduates reporting Hispanic ethnicity. Caucasian respondents (74%) and Native American respondents (19%) represented 93% of all respondents. African American respondents (2%) also paralleled the graduate population.

Nearly half (46%) of respondents were under age 25 compared to 38% of the graduate population in this age range. Higher participation rates among younger respondents also resulted in the *College Outcomes Survey* normative results. A total of 46% of graduates completed a Bachelor's degree and 37% were completing an Associate degree, with 17% ultimately not completing their degree during the period. Nearly one-quarter (24%) of respondents planned to re-enrolled at RSU in the next academic year. In addition to the 17% continuing enrollment to complete degree requirements, student persistence was also due to Associate degree-seeking students who continued on in baccalaureate programs. These students were represented among the participants as well.

---

<sup>1</sup> [http://www.act.org/ess/survey\\_college\\_four.html](http://www.act.org/ess/survey_college_four.html)

## Graduate Population Demographics

2011-12 Impending Graduate Population Demographics		
<b>GENDER</b>	Number	Percent
Female	414	66.3%
Male	210	33.7%
Total	624	100.0%
<b>RACE and ETHNICITY</b>	Number	Percent
Non-Resident Alien	9	1.4%
Hispanic	18	2.9%
American Indian/Alaskan Native	60	9.6%
Asian/Hawaiian	7	1.1%
Black/African American	16	2.6%
White/Caucasian	414	66.3%
Multi-racial	100	16.0%
Total	624	100.0%
<b>AGE</b>	Number	Percent
19 or Under	0	0.0%
20	4	0.6%
21	19	3.0%
22	46	7.4%
23	85	13.6%
24	84	13.5%
25 to 29	156	25.0%
30 to 39	131	21.0%
40 to 49	59	9.5%
50 to 59	35	5.6%
60 or Over	5	0.8%
Blank	0	0.0%
Total	624	100.0%
<b>DEGREE AWARDED</b>	Number	Percent
Baccalaureate	289	46.3%
Associate in Arts or Science	147	23.6%
Associate in Applied Science	82	13.1%
Not Awarded This Period	106	17.0%
Total	624	100.0%

## Findings

Mean item scores were reported for RSU, and national norms were provided as a benchmark. All items were rated on a five-point Likert-type scale with “5” representing strongest positive affect and “1” representing strongest negative affect. Data are summarized in the accompanying report presenting the top five and bottom five items for RSU in each of the six scale dimensions. Further, satisfaction with individual aspects of the institution are highlighted using an item gap analysis.

Comparing student perceptions of *progress toward attaining outcomes* with national norms, RSU's top five items ranged from 3.92 to 4.04. These items include:

- #3. Learning to think and reason
- #15. Becoming competent in my major
- #14. Acquiring knowledge and skills needed for a career
- #2. Developing problem-solving skills
- #7. Improving my writing skills

Only one RSU item mean was at or below the mid-point of 3.0 (neutral opinion). The five items with the lowest means ranged from 2.98 to 3.35. These items are as follows:

- #23. Learning principles for conserving/improving the global environment
- #19. Learning principles for improving physical/mental health
- #26. Understanding/applying math concepts/statistical reasoning
- #16. Appreciating the fine arts/music/literature/humanities
- #18. Discovering productive/rewarding uses of my talents/leisure time

In analyzing item gaps between RSU and national norms, the largest positive differences are as follows:

Item #	Item	RSU Average	National Norms Average	Difference
#20	College response to nontraditional students	4.10	3.86	.23
#21	Rules governing student conduct	3.88	3.67	.21
#19	Personal security/safety on campus	3.96	3.77	.19
#16	Student health/wellness services	3.79	3.60	.19
#36	Library/learning resources center services	4.11	3.93	.17

Alternatively, the largest negative differences between RSU and national norms are:

Item #	Item	RSU Average	National Norms Average	Difference
#7	Quality of academic advising	3.58	3.85	-.27
#31	New student orientation services	3.55	3.78	-.23
#29	Job placement services	3.23	3.46	-.23
#15	Language development services for students whose first language is NOT English	3.34	3.52	-.18
#3	Availability of faculty for office appointments	3.87	4.03	-.16

High agreement was also achieved for the following items, suggesting strong alignment with the University mission:

- #8. I am proud of my accomplishments at this college.
- #5. This college is equally supportive of women and men.
- #1. This college has helped me meet the goals I came here to achieve.
- #7. This college is equally supportive of all racial/ethnic groups.
- #4. I would recommend this college to others.

Results indicate that RSU students believe they have made progress toward attaining their college goals, have positive perceptions of the required courses outside of their majors, have experienced personal growth since entering RSU, are proud of their accomplishments at RSU, and would recommend the University to others. These results will be used to inform faculty, staff and administrators in strategic planning activities in academic and non-academic services.

### Contact Information

Dr. Mary Millikin  
Assistant Vice President  
mmillikin@rsu.edu  
(918) 343-7615

Michelle Canan  
Research Analyst  
mcanan@rsu.edu  
(918) 343-7615

### Suggested Citation

Office of Accountability and Academics, Rogers State University (2012). *ACT ESS College Outcomes Survey (COS)*. Iowa City, IA: Office of Accountability and Academics, Rogers State University.

# ESS

**The ACT Evaluation/Survey Service**  
For Educational Institutions and Agencies

**ACT™**

*College Outcomes Survey (4-Year) Graphics Report*  
*for*  
**ROGERS STATE UNIVERSITY**  
*Code: 3420*

*Prepared by ACT Survey Research Services*  
*August 17, 2012*

**College Outcomes Survey (4-Year) Graphics Report**  
**For**  
**ROGERS STATE UNIVERSITY**

*Prepared by ACT Survey Research Services*  
*08/17/12*

---

*This report contains pie charts and bar graphs for selected items for your college and for a national normative sample. For all Likert scale items (e.g., 5-point Satisfaction scale), data are displayed for your institution's top and bottom five items as well as the five items with the greatest and least differences for your institution in comparison with national normative data. Please note percentages may not add to 100 due to the effect of rounding.*

*The "National Norms" used in this report are based on 20,382 student records from 38 **4-year postsecondary** institutions that administered the ACT College Outcomes Survey between July 1, 2005 and June 30, 2010. Normative data of this type are often referred to as "user norms" because they simply represent a composite of the data obtained by a number of institutions that administered the instrument during a particular period of time. See the "Normative Data Report" for the College Outcomes Survey for more information concerning the nature of the national norms sample.*

*See the following contact information by related topic for further details or assistance.*

**Ordering Surveys**

*ESS Customer Service*  
*319/337-1893 (fax) 319/337-1467*

**Survey Scanning and Reporting**

*ESS Production Services*  
*319/337-1186 (fax) 319/337-1578*

**Discussing research related issues (e.g., sampling, subgroup selection, item construction, etc.), survey administration, specialized services and materials**

*Survey Research Services*  
*319/337-1098 (fax) 319/341-2650*

**Using report results for accreditation, outcomes assessment, and effectiveness measures**

*Educational Services*  
*800/294-7027*  
*outcomes@act.org*

**<http://www.act.org/ess/>**

*ACT*  
*500 ACT Drive*  
*P.O. Box 168*  
*Iowa City, IA 52243-0168*

## ***Table of Contents***

---

<b><i>Section I, Item C: Age</i></b> .....	<b><i>1</i></b>
<b><i>Section I, Item F: Sex</i></b> .....	<b><i>2</i></b>
<b><i>Section I, Item G: Hispanic Ethnicity</i></b> .....	<b><i>3</i></b>
<b><i>Section I, Item H: Race</i></b> .....	<b><i>4</i></b>
<b><i>Section I, Item K: Enrollment Plans for Next Academic Year</i></b> .....	<b><i>5</i></b>
<b><i>Section I, Item L: Educational Degree Now Pursuing</i></b> .....	<b><i>6</i></b>
<b><i>Section II, College Outcomes, A: Importance to Attain Outcomes: Top &amp; Bottom 5 Items</i></b> .....	<b><i>7</i></b>
<b><i>Section II, College Outcomes, A: Progress Made Toward Attaining Outcomes: Top/Btm 5 Items</i></b> ...	<b><i>8</i></b>
<b><i>Section II, College Outcomes, B: Views of Required Courses Outside of Major</i></b> .....	<b><i>9</i></b>
<b><i>Section II, College Outcomes, C: Agreement with Statements about this College</i></b> .....	<b><i>10</i></b>
<b><i>Section II, College Outcomes, D: Personal Growth: Top &amp; Bottom 5 Items</i></b> .....	<b><i>11</i></b>
<b><i>Section II, College Outcomes, D: College Contribution: Top &amp; Bottom 5 Items</i></b> .....	<b><i>12</i></b>
<b><i>Section III, Satisfaction with Aspects of this College: Top &amp; Bottom 5 Items</i></b> .....	<b><i>13</i></b>
<b><i>Section III, Satisfaction with Aspects of this College: Largest Positive/Negative Differences</i></b> .....	<b><i>14</i></b>

ROGERS STATE UNIVERSITY

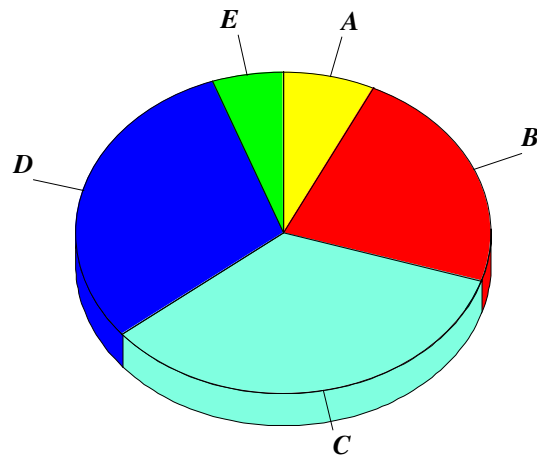


Figure 1. Section I - Background Information, Item C: Age

Age	Your Institution %	National Norms %
19 or Under	1.7	6.4
20	5.5	5.0
21	8.8	15.3
22	13.8	21.4
23	10.5	12.0
24	6.1	6.7
25 to 29	17.7	13.9
30 to 39	19.9	10.5
40 to 49	10.5	5.8
50 to 59	5.0	2.1
60 or Over	.6	.7
A. <=20	7.2	11.4
B. 21-22	22.7	36.7
C. 23-29	34.3	32.7
D. 30-49	30.4	16.3
E. >=50	5.5	2.8

ROGERS STATE UNIVERSITY

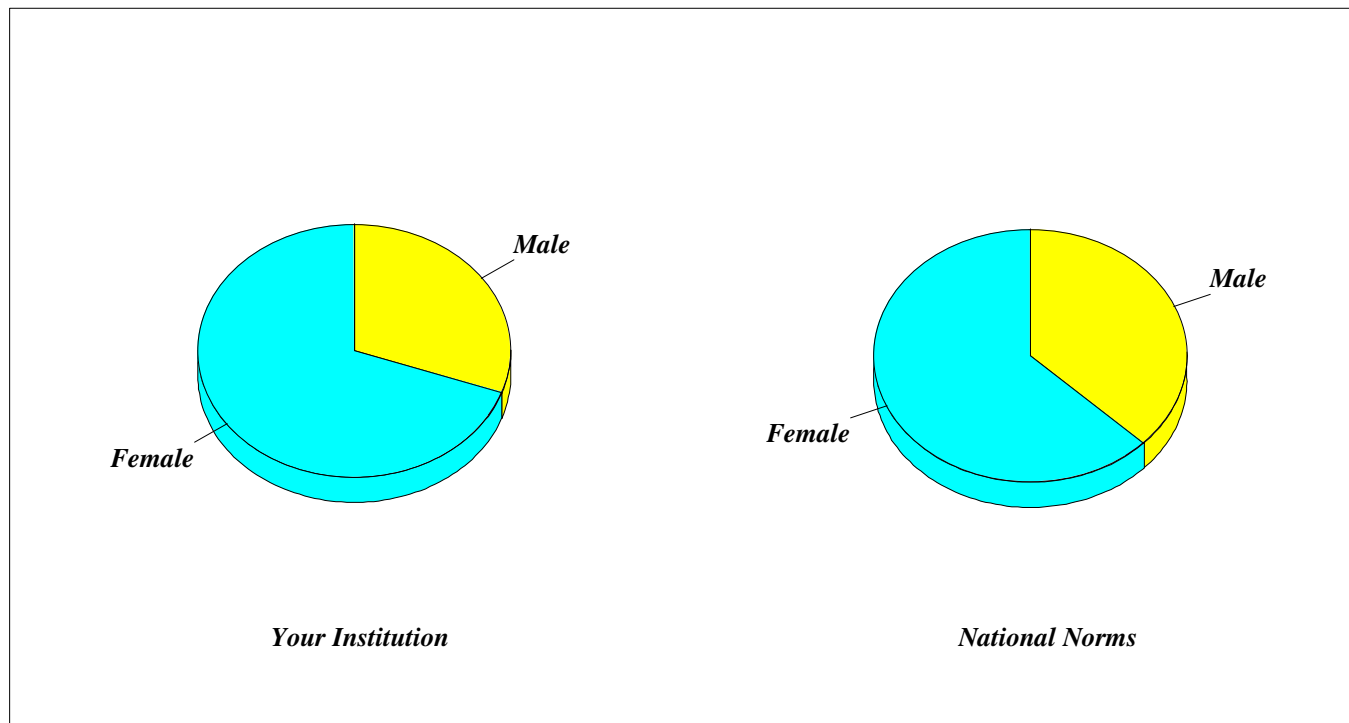


Figure 2. Section I - Background Information, Item F: Sex

Sex	Your Institution %	National Norms %
Male	30.4	37.2
Female	69.6	62.8

ROGERS STATE UNIVERSITY

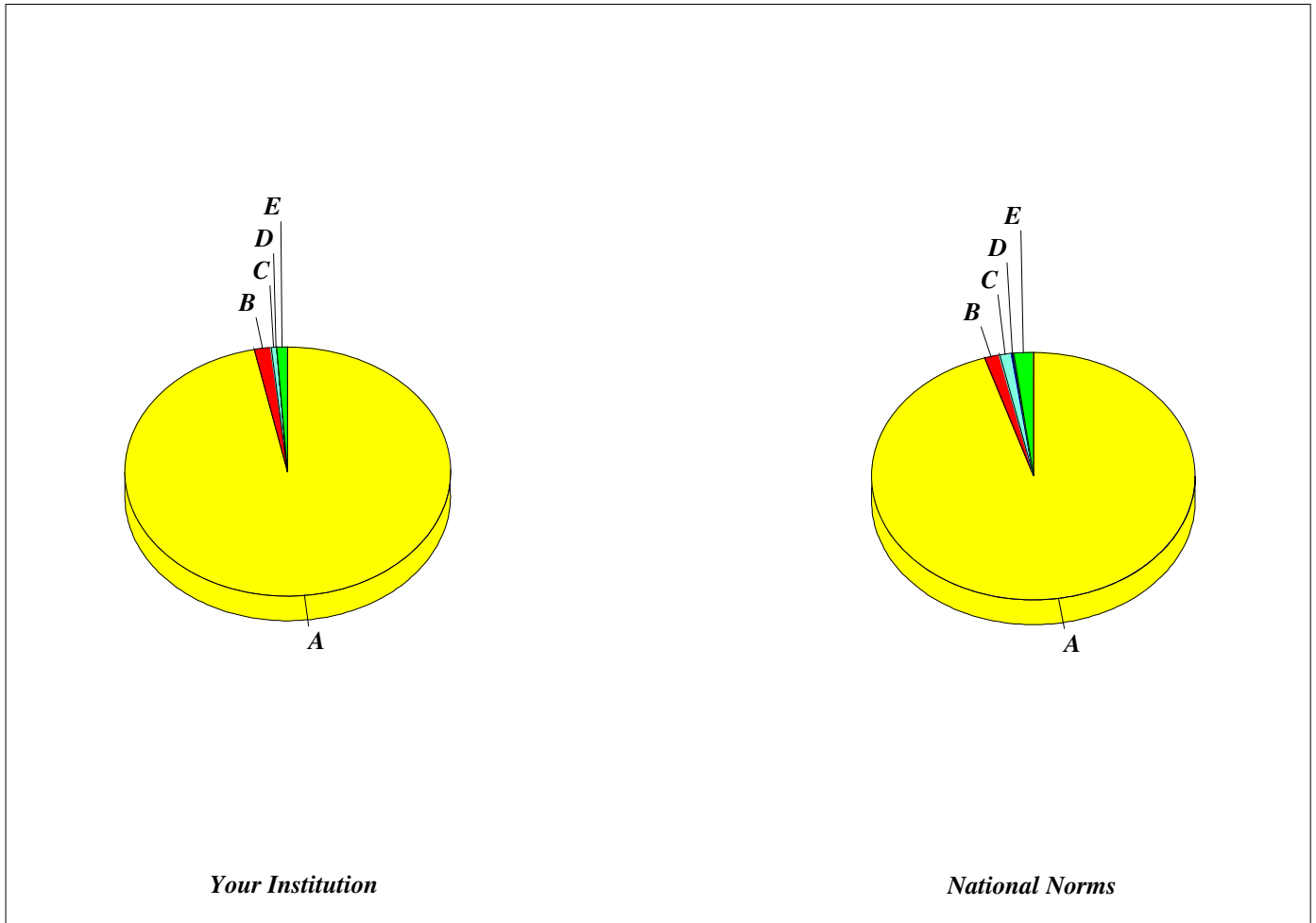


Figure 3. Section I - Background Information, Item G: Hispanic Ethnicity

Hispanic Ethnicity	Your Institution %	National Norms %
A. No, am not of Hispanic ethnicity	96.7	95.1
B. Mexican American / Chicano	1.6	1.5
C. Puerto Rican	.5	1.2
D. Cuban	.0	.2
E. Other Hispanic	1.1	2.0

ROGERS STATE UNIVERSITY

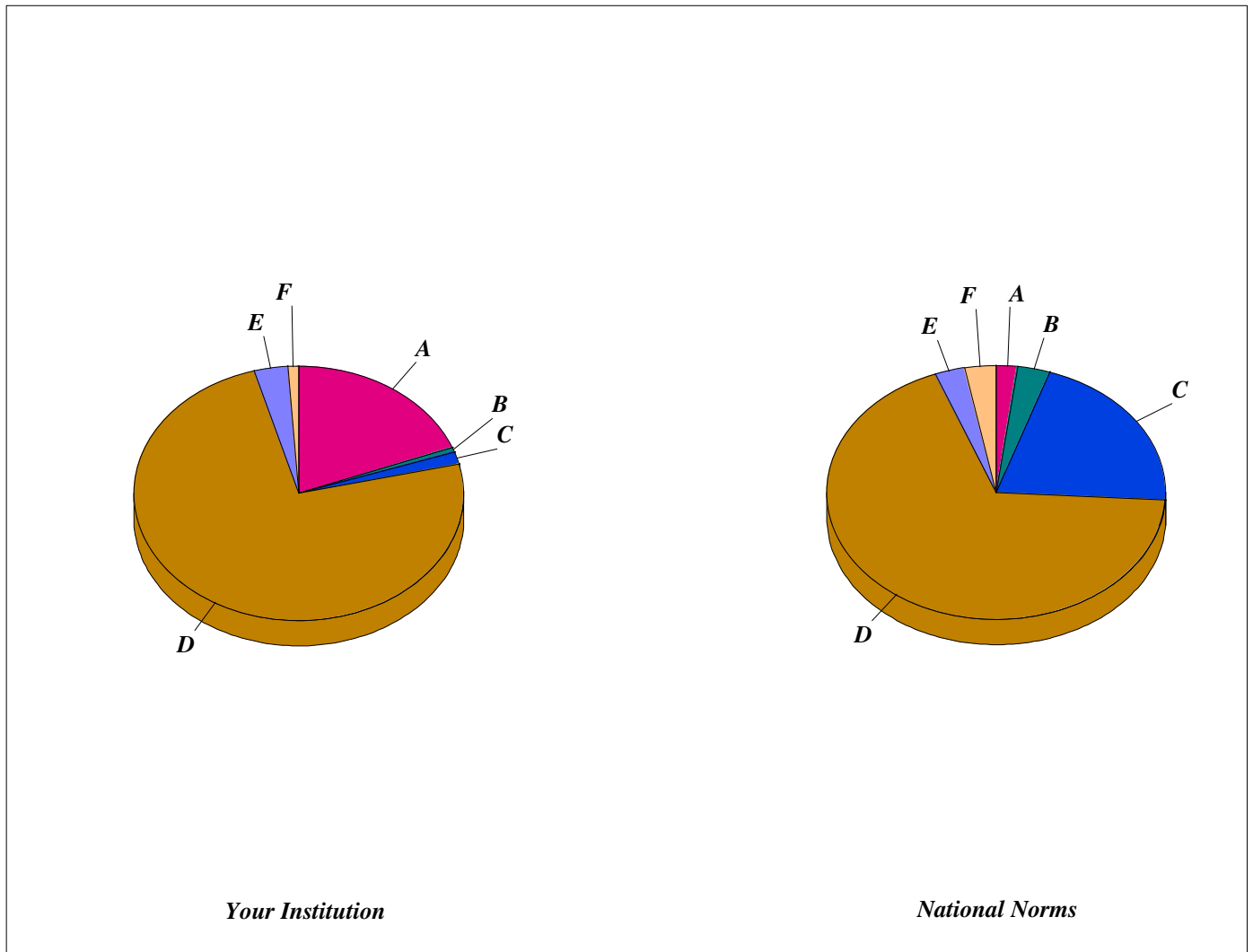


Figure 4. Section I - Background Information, Item H: Race

<i>Race</i>	<i>Your Institution %</i>	<i>National Norms %</i>
<i>A. American Indian / Alaskan Native</i>	<i>19.1</i>	<i>2.0</i>
<i>B. Asian</i>	<i>.5</i>	<i>3.1</i>
<i>C. Black</i>	<i>1.6</i>	<i>20.8</i>
<i>D. White</i>	<i>74.3</i>	<i>68.2</i>
<i>E. Multiracial</i>	<i>3.3</i>	<i>2.9</i>
<i>F. Other</i>	<i>1.1</i>	<i>3.0</i>

ROGERS STATE UNIVERSITY

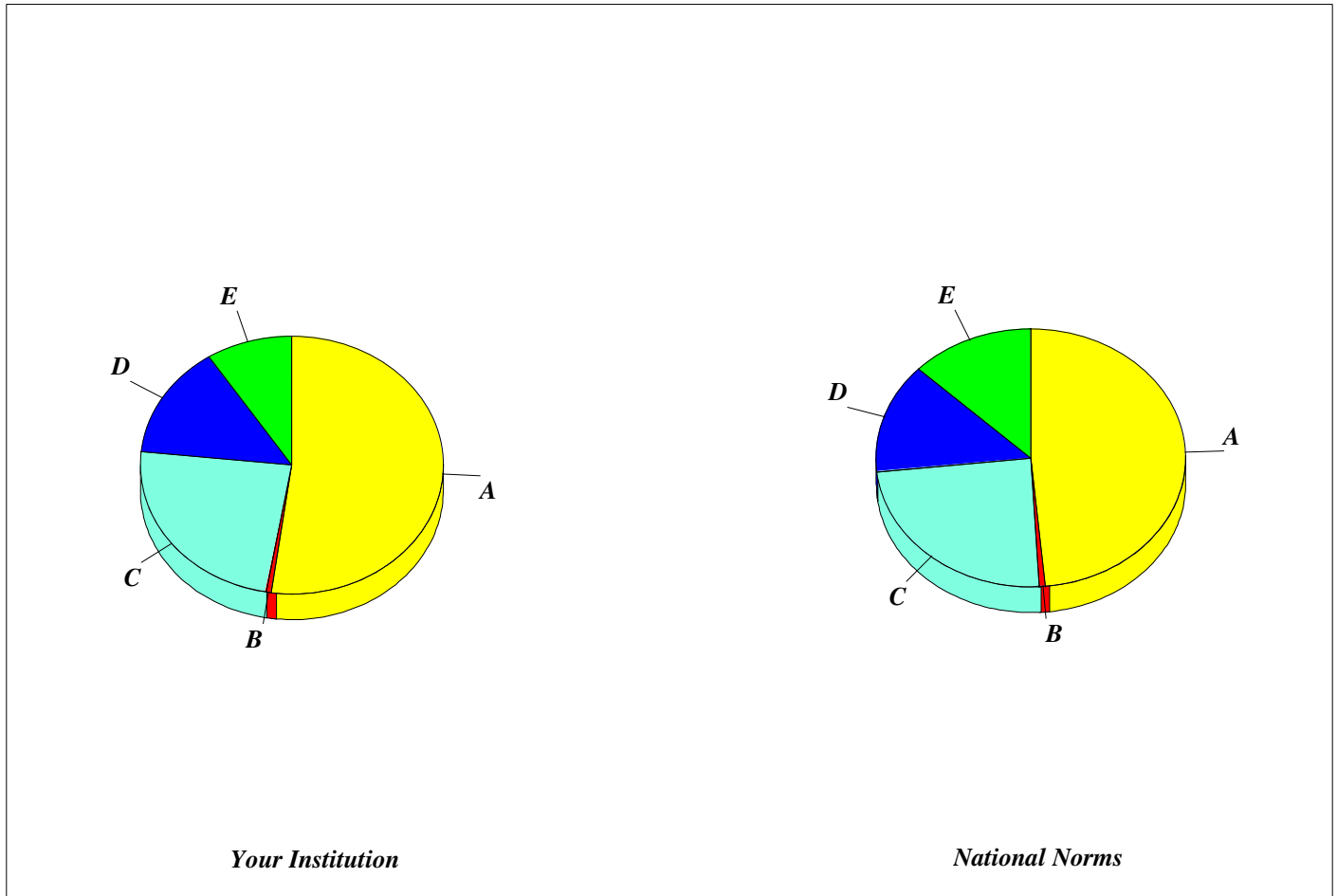


Figure 5. Section I - Background Information, Item K: Enrollment Plans for Next Academic Year

Enrollment Plans	Your Institution %	National Norms %
A. Plan NOT to Attend College (Graduating)	52.2	48.5
B. Plan NOT to Attend (Stopping Out)	.5	.6
C. Plan to Re-enroll in this College	23.9	24.1
D. Plan to Attend Another College	14.1	13.9
E. Undecided	9.2	12.9

ROGERS STATE UNIVERSITY

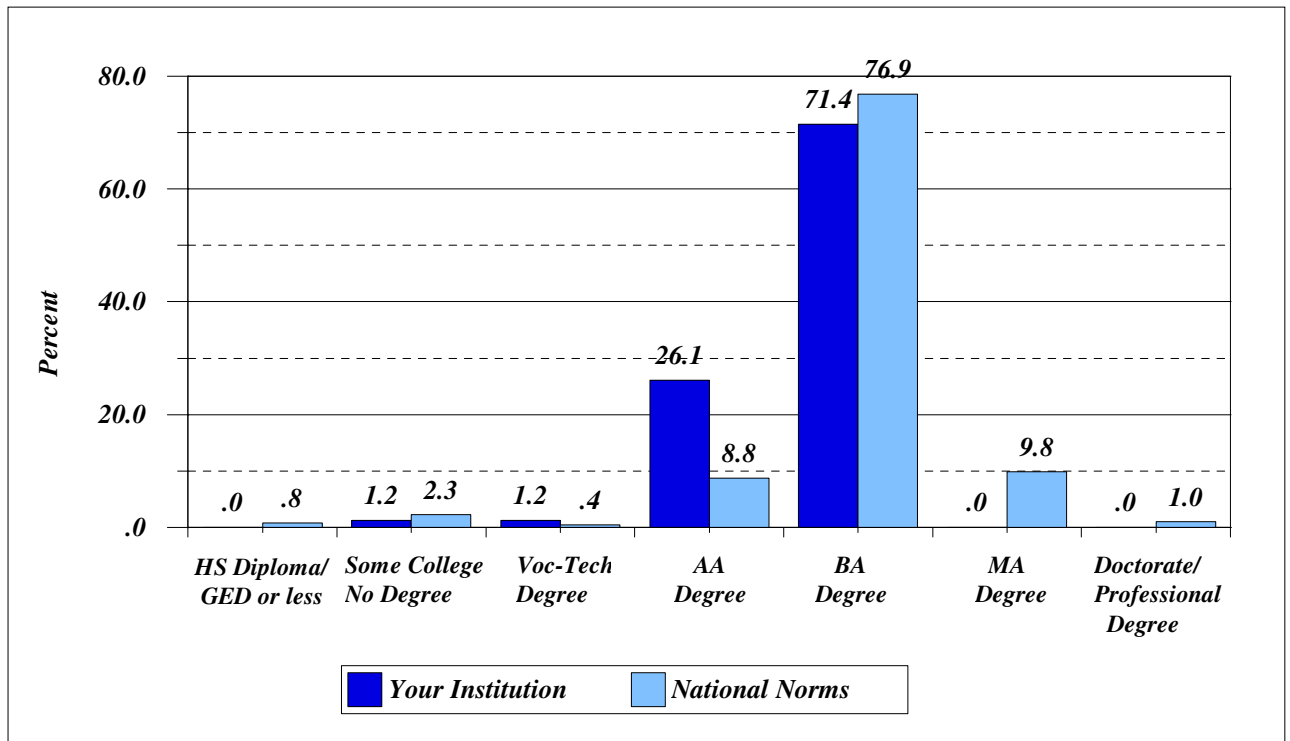


Figure 6. Section I - Background Information, Item L: Educational Degree Now Pursuing

<i>Educational Degree Now Pursuing</i>	<i>Your Institution %</i>	<i>National Norms %</i>
<i>Some High School or Less</i>	.0	.2
<i>High School Diploma or GED Certificate</i>	.0	.5
<i>Some College, No Degree/Certificate</i>	1.2	2.3
<i>Vocational/Technical Degree/Certificate</i>	1.2	.4
<i>Associate Degree</i>	26.1	8.8
<i>Bachelor's Degree</i>	71.4	76.9
<i>Master's Degree (MS, MA, MBA)</i>	.0	9.8
<i>Doctorate/Professional Degree (PhD, MD, EdD, JD)</i>	.0	1.0
<i>High School Diploma/GED or Less</i>	.0	.8
<i>Some College, No Degree</i>	1.2	2.3
<i>Vocational/Technical Degree/Certificate</i>	1.2	.4
<i>Associate Degree</i>	26.1	8.8
<i>Bachelor's Degree</i>	71.4	76.9
<i>Master's Degree (MS, MS, MBA)</i>	.0	9.8
<i>Doctorate/Professional Degree (PhD, MD, EdD, JD)</i>	.0	1.0

ROGERS STATE UNIVERSITY

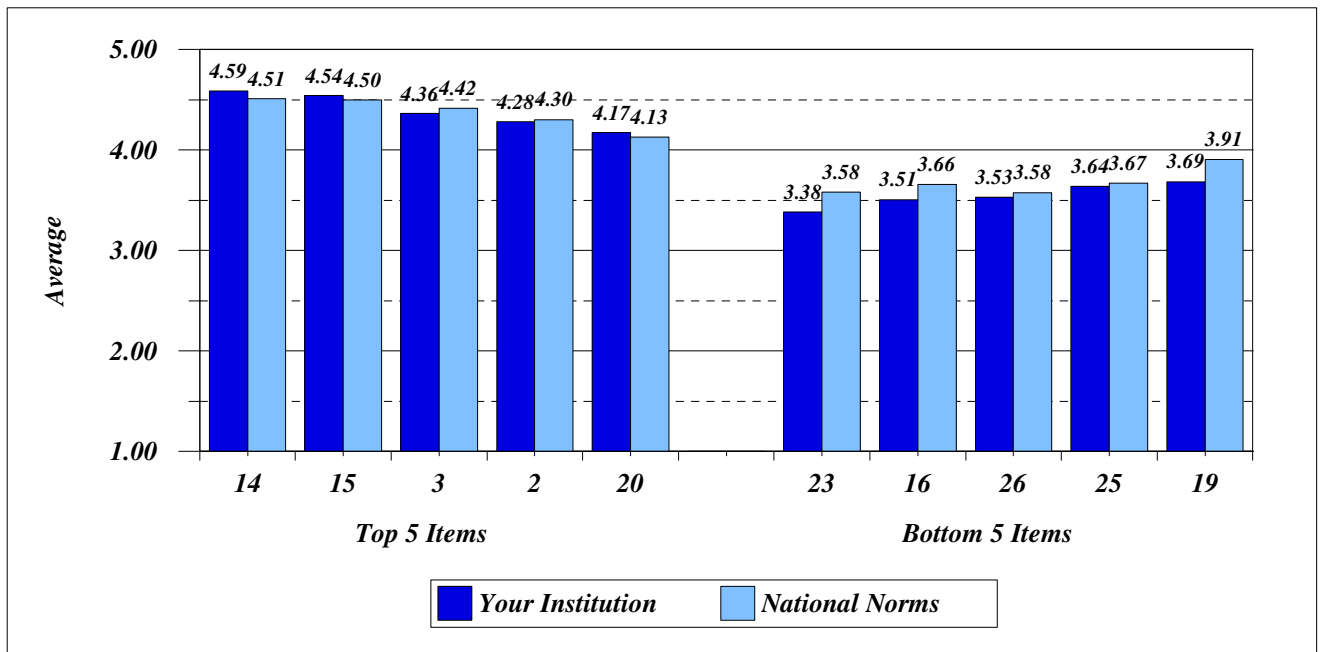


Figure 7. Section II - College Outcomes, A: Importance to Attain Outcomes

Item #		Your Institution Avg	National Norms Avg
<b>Top 5 for Your Institution</b>			
14	Acquiring knowledge and skills needed for a career	4.59	4.51
15	Becoming competent in my major	4.54	4.50
3	Learning to think and reason	4.36	4.42
2	Developing problem-solving skills	4.28	4.30
20	Developing effective job-seeking skills	4.17	4.13
<b>Bottom 5 for Your Institution</b>			
23	Learning principles for conserving/improving the global environment	3.38	3.58
16	Appreciating the fine arts/music/literature/humanities	3.51	3.66
26	Understanding/applying math concepts/statistical reasoning	3.53	3.58
25	Learning about the role of science/technology in society	3.64	3.67
19	Learning principles for improving physical/mental health	3.69	3.91

(Importance Scale: 5=very great, 4=great, 3=moderate [average], 2=little, 1=none)

NOTE: Items with fewer than 10 respondents were not included in the analyses.

ROGERS STATE UNIVERSITY

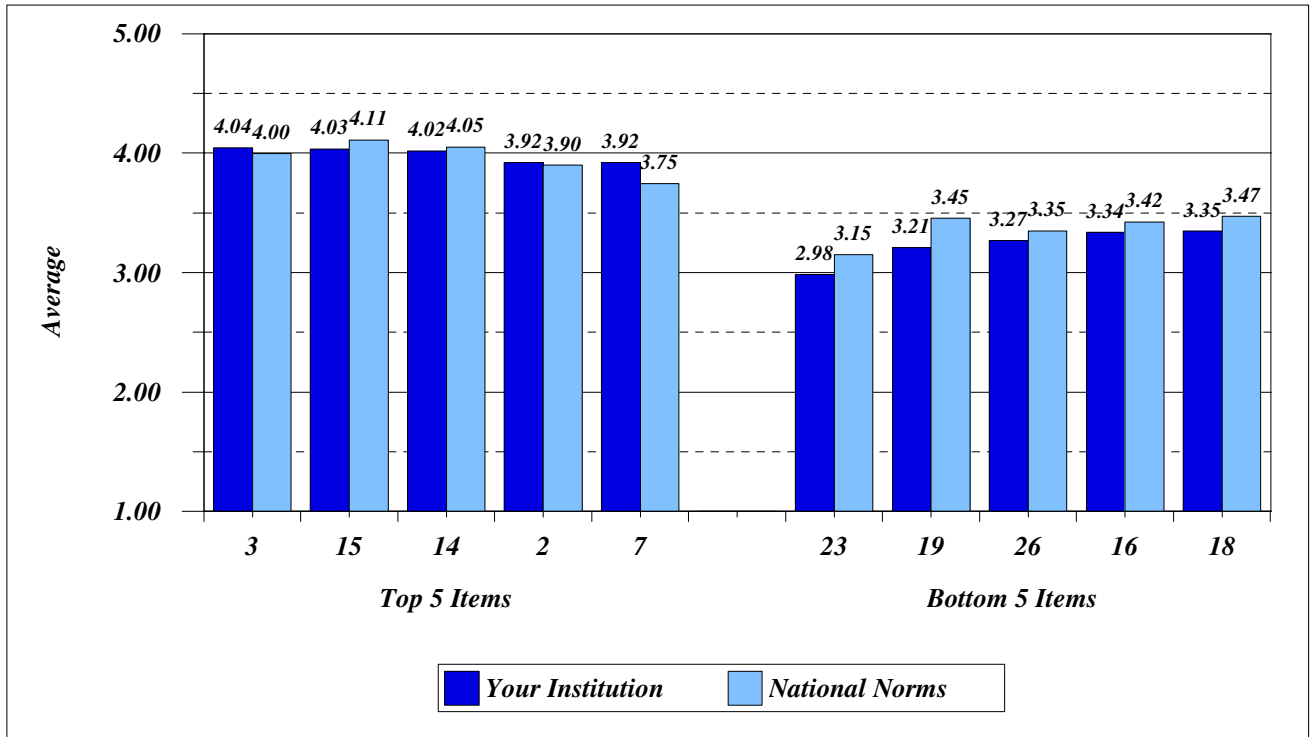


Figure 8. Section II - College Outcomes, A: Progress Made Toward Attaining Outcomes

Item #		Your Institution Avg	National Norms Avg
<b>Top 5 for Your Institution</b>			
3	Learning to think and reason	4.04	4.00
15	Becoming competent in my major	4.03	4.11
14	Acquiring knowledge and skills needed for a career	4.02	4.05
2	Developing problem-solving skills	3.92	3.90
7	Improving my writing skills	3.92	3.75
<b>Bottom 5 for Your Institution</b>			
23	Learning principles for conserving/improving the global environment	2.98	3.15
19	Learning principles for improving physical/mental health	3.21	3.45
26	Understanding/applying math concepts/statistical reasoning	3.27	3.35
16	Appreciating the fine arts/music/literature/humanities	3.34	3.42
18	Discovering productive/rewarding uses of my talents/leisure time	3.35	3.47

(Progress Scale: 5=very much, 4=much, 3=moderate [average], 2=little, 1=none)  
NOTE: Items with fewer than 10 respondents were not included in the analyses.

ROGERS STATE UNIVERSITY

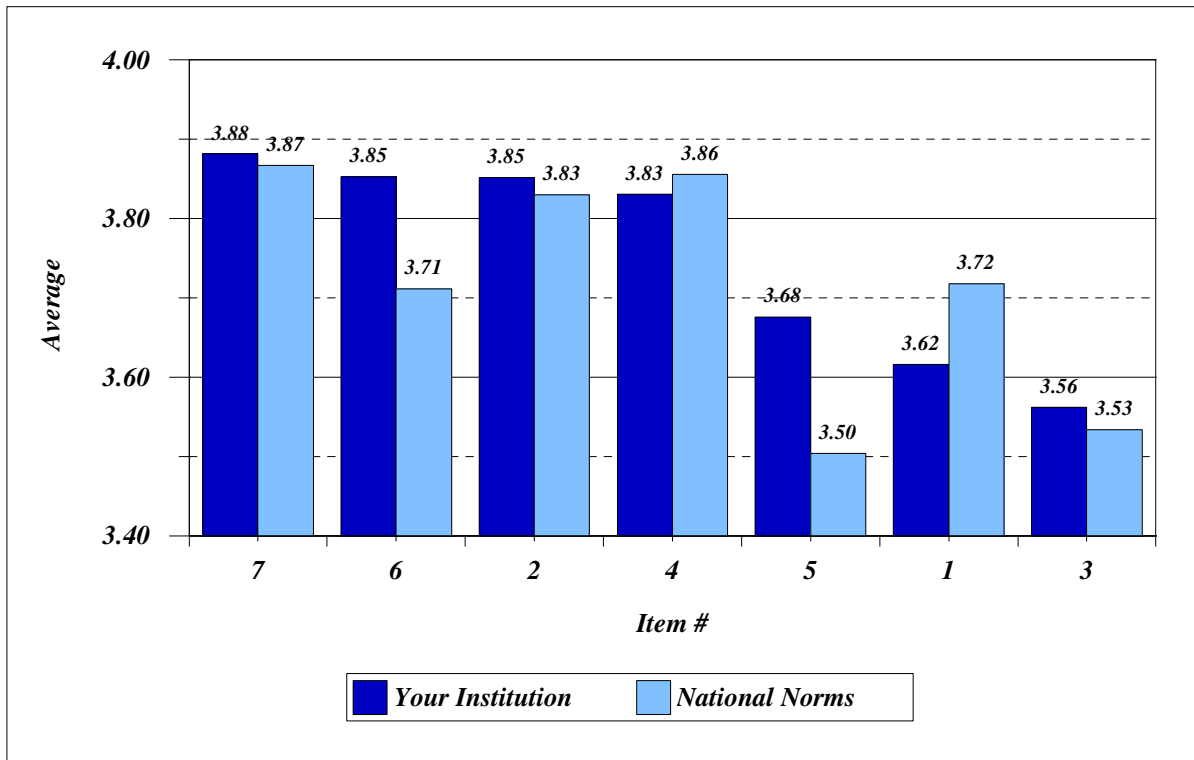


Figure 9. Section II - College Outcomes, B: Views of Required Courses Outside of Major

Item #	Required Courses outside my area of specialization helped me ...	Your Institution Avg	National Norms Avg
7	...become a more independent and self-directed learner.	3.88	3.87
6	...build a framework to organize my learning within/across areas of study.	3.85	3.71
2	...develop as a 'whole person.'	3.85	3.83
4	...broaden my awareness of diversity among people/their values/cultures.	3.83	3.86
5	...increase my knowledge of the earth and its physical/biological resources.	3.68	3.50
1	...think about my major in the context of a larger world view.	3.62	3.72
3	...appreciate great works of literature/philosophy/art.	3.56	3.53

(Agreement Scale: 5=strongly agree, 4=agree, 3=neutral, 2=disagree, 1=strongly disagree)

ROGERS STATE UNIVERSITY

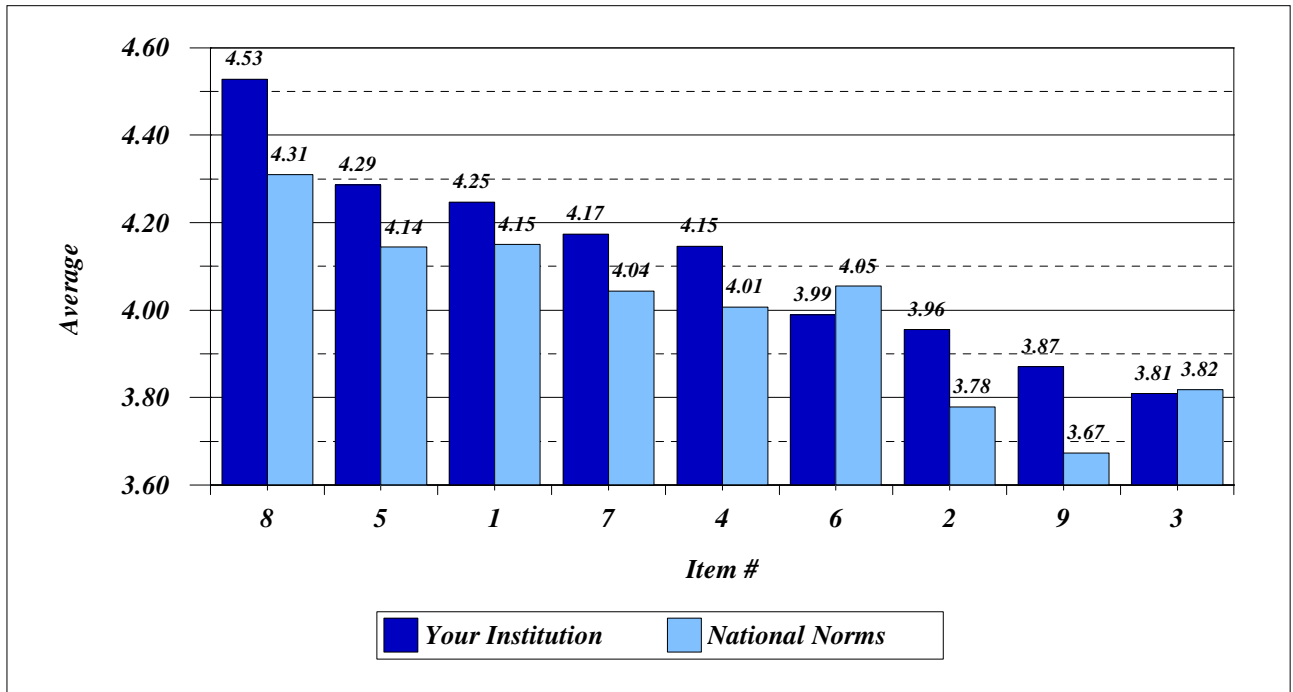


Figure 10. Section II - College Outcomes, C: Agreement with Statements about this College

Item #		Your Institution Avg	National Norms Avg
8	<i>I am proud of my accomplishments at this college.</i>	4.53	4.31
5	<i>This college is equally supportive of women and men.</i>	4.29	4.14
1	<i>This college has helped me meet the goals I came here to achieve.</i>	4.25	4.15
7	<i>This college is equally supportive of all racial/ethnic groups.</i>	4.17	4.04
4	<i>I would recommend this college to others.</i>	4.15	4.01
6	<i>My experiences here have helped motivate me to make something of my life.</i>	3.99	4.05
2	<i>If choosing a college again, I would choose this one.</i>	3.96	3.78
9	<i>This college welcomes/uses feedback from students to improve the college.</i>	3.87	3.67
3	<i>My experiences here have equipped me to deal with possible career changes.</i>	3.81	3.82

(Agreement Scale: 5=strongly agree, 4=agree, 3=neutral, 2=disagree, 1=strongly disagree)

ROGERS STATE UNIVERSITY

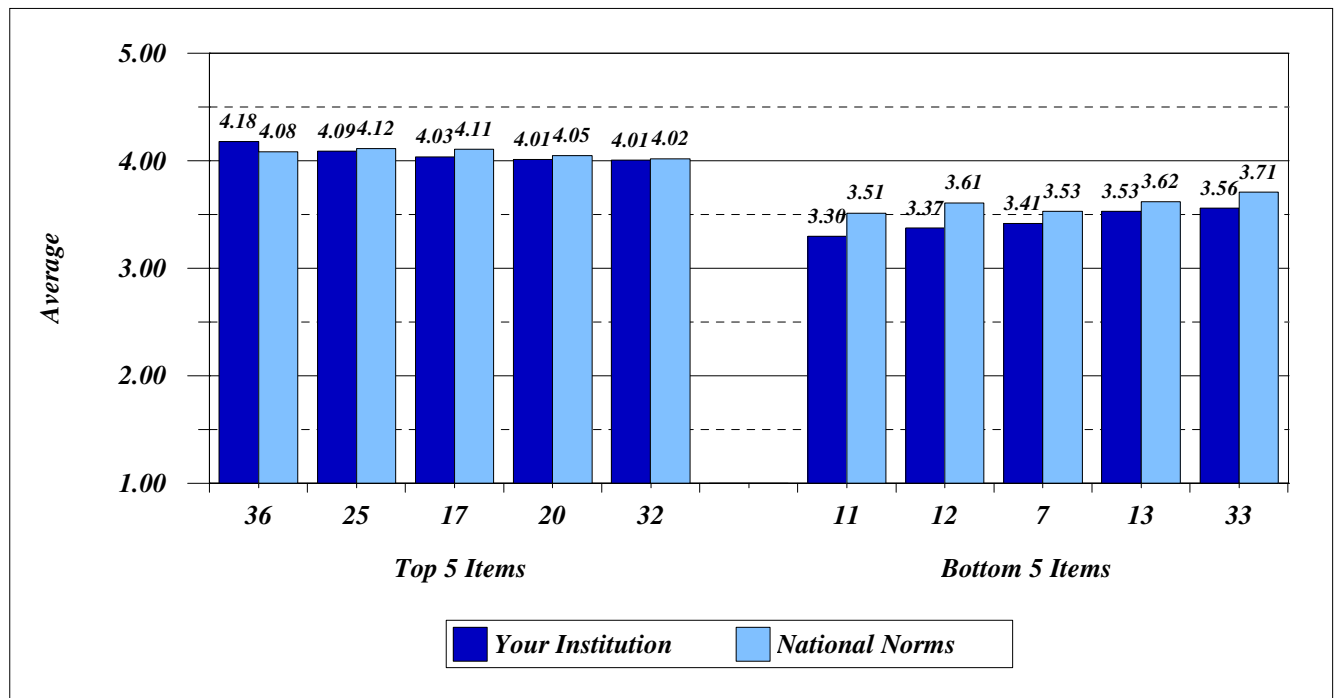


Figure 11. Section II - College Outcomes, D: Personal Growth Since Entering This College

Item #		Your Institution Avg	National Norms Avg
<b>Top 5 for Your Institution</b>			
36	Acquiring a well-rounded General Education	4.18	4.08
25	Becoming academically competent	4.09	4.12
17	Taking responsibility for my own behavior	4.03	4.11
20	Developing a sense of purpose/value/meaning for my life	4.01	4.05
32	Becoming more willing to change and learn new things	4.01	4.02
<b>Bottom 5 for Your Institution</b>			
11	Preparing myself to participate effectively in the electoral process	3.30	3.51
12	Becoming more aware of local/national political/social issues	3.37	3.61
7	Actively participating in volunteer work to support worthwhile causes	3.41	3.53
13	Gaining insight into human nature through the study of literature/history/arts	3.53	3.62
33	Developing my religious values	3.56	3.71

(Growth Scale: 5=very much, 4=much, 3=moderate [average], 2=little, 1=none)  
NOTE: Items with fewer than 10 respondents were not included in the analyses.

ROGERS STATE UNIVERSITY

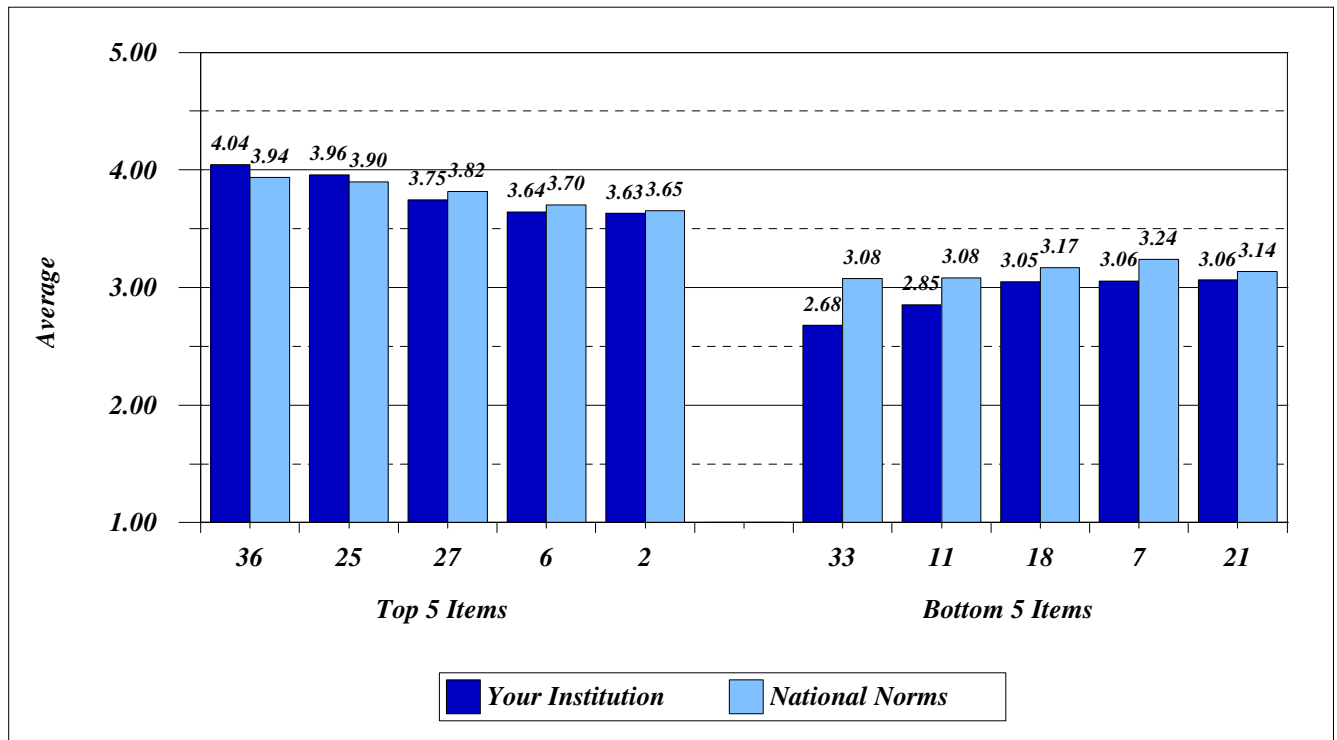


Figure 12. Section II - College Outcomes, D: College Contribution to Your Growth

Item #		Your Institution Avg	National Norms Avg
<b>Top 5 for Your Institution</b>			
36	Acquiring a well-rounded General Education	4.04	3.94
25	Becoming academically competent	3.96	3.90
27	Increasing my intellectual curiosity	3.75	3.82
6	Developing leadership skills	3.64	3.70
2	Becoming more willing to consider opposing points of view	3.63	3.65
<b>Bottom 5 for Your Institution</b>			
33	Developing my religious values	2.68	3.08
11	Preparing myself to participate effectively in the electoral process	2.85	3.08
18	Learning how to become a more responsible family member	3.05	3.17
7	Actively participating in volunteer work to support worthwhile causes	3.06	3.24
21	Learning how to manage finances	3.06	3.14

(Contribution Scale: 5=very great, 4=great, 3=moderate [average], 2=little, 1=none)

NOTE: Items with fewer than 10 respondents were not included in the analyses.

ROGERS STATE UNIVERSITY

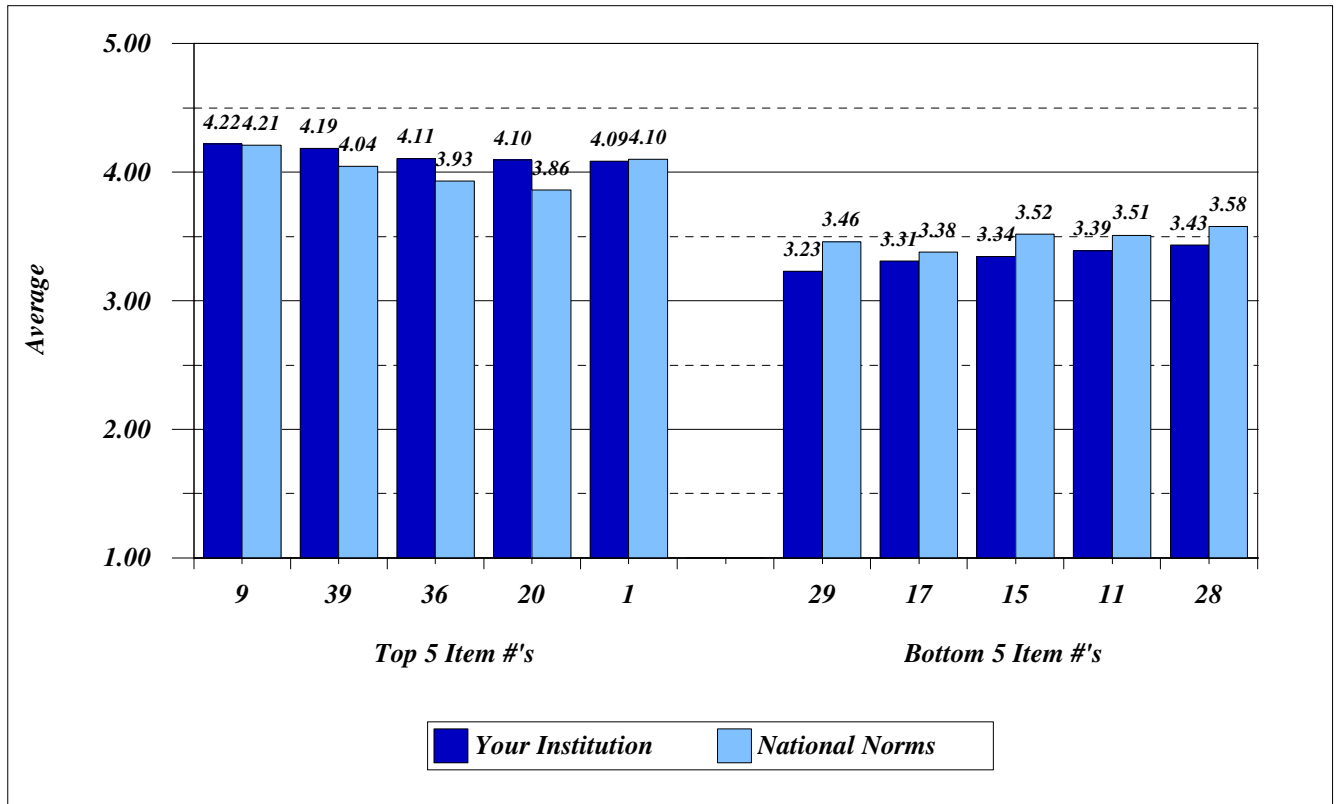


Figure 13. Section III - Satisfaction with Given Aspects of this College

Item #		Your Institution Avg	National Norms Avg
<b>Top 5 for Your Institution</b>			
9	Class size	4.22	4.21
39	This college in general	4.19	4.04
36	Library/learning resources center services	4.11	3.93
20	College response to nontraditional students	4.10	3.86
1	Faculty respect for students	4.09	4.10
<b>Bottom 5 for Your Institution</b>			
29	Job placement services	3.23	3.46
17	Campus AIDS education program	3.31	3.38
15	Language development services for students whose first language is NOT English	3.34	3.52
11	Services for victims of crime and harassment	3.39	3.51
28	Practical work experiences offered in areas related to my major	3.43	3.58

(Satisfaction Scale: 5=very satisfied, 4=satisfied, 3=neutral, 2=dissatisfied, 1=very dissatisfied)

NOTE: Items with fewer than 10 respondents were not included in the analyses.

ROGERS STATE UNIVERSITY

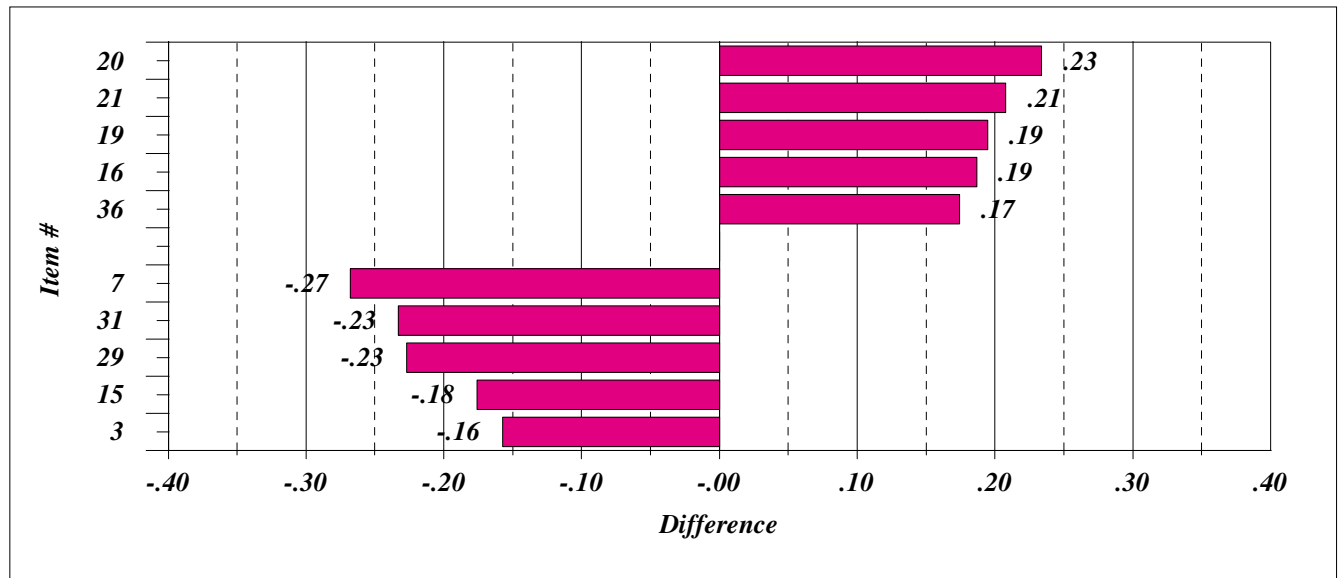


Figure 14. Section III - Satisfaction with Given Aspects of this College: Largest Positive & Largest Negative Differences between Your Institution's Averages and the National Averages

Item #		Your Institution Avg	National Norms Avg	Difference
<b>Largest Positive (or Smallest Negative) Differences</b>				
20	College response to nontraditional students	4.10	3.86	.23
21	Rules governing student conduct	3.88	3.67	.21
19	Personal security/safety on campus	3.96	3.77	.19
16	Student health/wellness services	3.79	3.60	.19
36	Library/learning resources center services	4.11	3.93	.17
<b>Largest Negative (or Smallest Positive) Differences</b>				
7	Quality of academic advising	3.58	3.85	-.27
31	New student orientation services	3.55	3.78	-.23
29	Job placement services	3.23	3.46	-.23
15	Language development services for students whose first language is NOT English	3.34	3.52	-.18
3	Availability of faculty for office appointments	3.87	4.03	-.16

(Satisfaction Scale: 5=very satisfied, 4=satisfied, 3=neutral, 2=dissatisfied, 1=very dissatisfied)

NOTE: Items with fewer than 10 respondents were not included in the analyses.

**ACT COLLEGE OUTCOMES SURVEY (COS) SUMMARY REPORT**

08/17/12

PAGE i

ROGERS STATE UNIVERSITY

CLAREMORE, OK

CODE 3420

**GENERAL INFORMATION ABOUT THIS SUMMARY REPORT**

IN ADDITION TO THE INTRODUCTORY PAGES, THIS REPORT COMPRISES UP TO 39 PAGES OF SUMMARY DATA THAT PROVIDE AN OVERVIEW OF YOUR INSTITUTION'S RESULTS FOR THE FIVE COS SECTIONS LISTED BELOW.

SECTION I: BACKGROUND INFORMATION  
SECTION II: COLLEGE OUTCOMES  
SECTION III: SATISFACTION WITH ASPECTS OF THIS COLLEGE  
SECTION IV: EXPERIENCES AT THIS COLLEGE  
SECTION V: ADDITIONAL QUESTIONS

FOR INFORMATION/ASSISTANCE RELATED TO...

- 
- 1) ORDERING  
CONTACT: ESS CUSTOMER SERVICES  
(319) 337-1893
  - 2) SCANNING AND REPORTING  
CONTACT: ESS PRODUCTION SERVICES  
(319) 337-1186
  - 3) RESEARCH-RELATED ISSUES (SUCH AS DATA ANALYSES,  
INTERPRETATION OF THE RESULTS, ETC.)  
CONTACT: SURVEY RESEARCH SERVICES  
(319) 337-1098
  - 4) USE OF REPORT RESULTS FOR ACCREDITATION, OUTCOMES  
ASSESSMENT, AND EFFECTIVENESS MEASURES  
CONTACT: EDUCATIONAL SERVICES  
PHONE: (319) 337-1053  
FAX: (319) 339-1790  
EMAIL: OUTCOMES@ACT.ORG

ACT  
500 ACT DRIVE  
P.O. BOX 168  
IOWA CITY, IOWA 52243-0168

BELOW ARE EXPLANATIONS AND INFORMATION THAT MAY HELP YOU INTERPRET THE FINDINGS PRESENTED IN THIS REPORT.

COLUMN HEADINGS

-----

N = NUMBER RESPONDING TO ITEM  
% W BL = PERCENT OF TOTAL SCANNED (INCLUDING BLANK RESPONSES)  
% W/O BL = PERCENT OF TOTAL SCANNED (EXCLUDING BLANK RESPONSES)  
% = PERCENT OF NUMBER (N) RESPONDING TO ITEM  
\* = BLANKS (AND 'N/A', WHERE APPROPRIATE) EXCLUDED FROM  
CALCULATION OF AVERAGE  
SD = STANDARD DEVIATION

SCALES

-----

SECTION IIA IMPORTANCE SCALE (5-POINT)  
5=VERY GREAT, 4=GREAT, 3=MODERATE,  
2=LITTLE, 1=NONE

SECTION IIA PROGRESS SCALE (5-POINT)  
5=VERY MUCH, 4=MUCH, 3=MODERATE,  
2=LITTLE, 1=NONE

SECTIONS IIB, IIC AGREEMENT SCALE (5-POINT)  
5=STRONGLY AGREE, 4=AGREE, 3=NEUTRAL,  
2=DISAGREE, 1=STRONGLY DISAGREE

SECTION IID PERSONAL GROWTH SCALE (5-POINT)  
5=VERY MUCH, 4=MUCH, 3=MODERATE,  
2=LITTLE, 1=NONE

SECTION IID COLLEGE CONTRIBUTION SCALE (5-POINT)  
5=VERY GREAT, 4=GREAT, 3=MODERATE,  
2=LITTLE, 1=NONE

SECTION III SATISFACTION SCALE (5-POINT)  
5=VERY SATISFIED, 4=SATISFIED, 3=NEUTRAL,  
2=DISSATISFIED, 1=VERY DISSATISFIED

SECTION IVA CONTRIBUTION SCALE (5-POINT)  
5=VERY GREAT, 4=GREAT, 3=MODERATE,  
2=LITTLE, 1=NONE

# ACT COLLEGE OUTCOMES SURVEY (COS) SUMMARY REPORT

08/17/12

PAGE ii

ROGERS STATE UNIVERSITY

CLAREMORE, OK

CODE 3420

## TABLE OF CONTENTS

SECTION I:	BACKGROUND INFORMATION . . . . .	1
SECTION II:	COLLEGE OUTCOMES	
	ITEM A: IMPORTANCE OF AND PROGRESS TOWARD ATTAINING OUTCOMES AT THIS COLLEGE	
	IMPORTANCE AVERAGES IN RANK ORDER . . . . .	10
	FREQUENCIES AND PERCENTAGES FOR IMPORTANCE . . . . .	11
	PROGRESS AVERAGES IN RANK ORDER . . . . .	13
	FREQUENCIES AND PERCENTAGES FOR PROGRESS . . . . .	14
	ITEM B: VIEWS OF REQUIRED COURSES OUTSIDE MAJOR	
	AGREEMENT AVERAGES IN RANK ORDER . . . . .	16
	FREQUENCIES AND PERCENTAGES FOR AGREEMENT. . . . .	17
	ITEM C: AGREEMENT WITH STATEMENTS ABOUT THIS COLLEGE	
	AGREEMENT AVERAGES IN RANK ORDER . . . . .	18
	FREQUENCIES AND PERCENTAGES FOR AGREEMENT. . . . .	19
	ITEM D: PERSONAL GROWTH AND COLLEGE CONTRIBUTION TOWARD ATTAINING OUTCOMES	
	PERSONAL GROWTH AVERAGES IN RANK ORDER . . . . .	20
	FREQUENCIES AND PERCENTAGES FOR PERSONAL GROWTH . . . . .	22
	COLLEGE CONTRIBUTION AVERAGES IN RANK ORDER . . . . .	25
	FREQUENCIES AND PERCENTAGES FOR COLLEGE CONTRIBUTION . . . . .	27
SECTION III:	SATISFACTION WITH ASPECTS OF THIS COLLEGE	
	SATISFACTION AVERAGES IN RANK ORDER . . . . .	30
	FREQUENCIES AND PERCENTAGES FOR SATISFACTION . . . . .	32
SECTION IV:	EXPERIENCES AT THIS COLLEGE	
	PART A: CAMPUS CONTRIBUTION TO GROWTH AND PREPARATION	
	GROWTH/PREPARATION AVERAGES IN RANK ORDER . . . . .	35
	FREQUENCIES AND PERCENTAGES FOR GROWTH/PREPARATION . . . . .	36
	PART B: CUMULATIVE COLLEGE GRADE POINT AVERAGE . . . . .	37
SECTION V:	ADDITIONAL QUESTIONS (1-15). . . . .	38
	ADDITIONAL QUESTIONS (16-30) . . . . .	39

**ACT COLLEGE OUTCOMES SURVEY (COS) SUMMARY REPORT**

08/17/12

PAGE 1

ROGERS STATE UNIVERSITY

CLAREMORE, OK

CODE 3420

**SUMMARY FOR SECTION I: BACKGROUND INFORMATION**

ITEM C: AGE

	N	% W BL	% W/O BL
	=====	=====	=====
19 OR UNDER	3	1.6	1.7
20	10	5.4	5.5
21	16	8.7	8.8
22	25	13.6	13.8
23	19	10.3	10.5
24	11	6.0	6.1
25 TO 29	32	17.4	17.7
30 TO 39	36	19.6	19.9
40 TO 49	19	10.3	10.5
50 TO 59	9	4.9	5.0
60 OR OVER	1	0.5	0.6
BLANK	3	1.6	N/A
TOTAL	184	100.0	100.0

**ACT COLLEGE OUTCOMES SURVEY (COS) SUMMARY REPORT**

08/17/12

PAGE 2

ROGERS STATE UNIVERSITY

CLAREMORE, OK

CODE 3420

**SUMMARY FOR SECTION I: BACKGROUND INFORMATION**

ITEM D: MAJOR AND OCCUPATIONAL CHOICE

	MAJOR AREA OF STUDY			OCCUPATIONAL CHOICE		
	N	% W BL	% W/O BL	N	% W BL	% W/O BL
UNDECIDED	7	3.8	3.8	4	2.2	2.5
AGRICULTURE & AG TECHNOLOGIES	1	0.5	0.5	3	1.6	1.9
ARCHITECTURE & ENVIRON DESIGN	0	0.0	0.0	0	0.0	0.0
BUSINESS & MANAGEMENT	61	33.2	33.3	44	23.9	27.5
BUSINESS & OFFICE	0	0.0	0.0	5	2.7	3.1
MARKETING & DISTRIBUTION	1	0.5	0.5	2	1.1	1.2
COMMUNICATIONS & COMM TECH	8	4.3	4.4	7	3.8	4.4
COMMUNITY & PERSONAL SERVICES	6	3.3	3.3	7	3.8	4.4
COMPUTER & INFORMATION SCI	10	5.4	5.5	7	3.8	4.4
CROSS-DISCIPLINARY STUDIES	4	2.2	2.2	0	0.0	0.0
EDUCATION	10	5.4	5.5	11	6.0	6.9
TEACHER EDUCATION	4	2.2	2.2	5	2.7	3.1
ENGINEERING, PRE-ENGINEERING	2	1.1	1.1	0	0.0	0.0
ENGINEERING-RELATED TECH	4	2.2	2.2	4	2.2	2.5
FOREIGN LANGUAGE	0	0.0	0.0	0	0.0	0.0
HEALTH SCIENCES & ALLIED HEALTH	18	9.8	9.8	25	13.6	15.6
HOME ECONOMICS	0	0.0	0.0	0	0.0	0.0
LETTERS	0	0.0	0.0	0	0.0	0.0
MATHEMATICS	0	0.0	0.0	0	0.0	0.0
PHILOSOPHY, RELIG & THEOLOGY	0	0.0	0.0	1	0.5	0.6
SCIENCES (BIO & PHYSICAL)	8	4.3	4.4	5	2.7	3.1
SOCIAL SCIENCES	27	14.7	14.8	16	8.7	10.0
TRADE & INDUSTRIAL	0	0.0	0.0	1	0.5	0.6
VISUAL & PERFORMING ARTS	12	6.5	6.6	13	7.1	8.1
BLANK	1	0.5	N/A	24	13.0	N/A
TOTAL	184	100.0	100.0	184	100.0	100.0

ACT COLLEGE OUTCOMES SURVEY (COS) SUMMARY REPORT

08/17/12

PAGE 3

ROGERS STATE UNIVERSITY

CLAREMORE, OK

CODE 3420

SUMMARY FOR SECTION I: BACKGROUND INFORMATION

ITEM E: CREDIT HOURS

=====

CREDIT HOURS FOR WHICH  
YOU ARE NOW ENROLLED

CREDITS =====	N =====	% W BL =====	% W/O BL =====
0	6	3.3	3.4
1-3	15	8.2	8.4
4-6	30	16.3	16.8
7-9	37	20.1	20.7
10	2	1.1	1.1
11	1	0.5	0.6
12	39	21.2	21.8
13	13	7.1	7.3
14	3	1.6	1.7
15	21	11.4	11.7
16-18	9	4.9	5.0
19-21	3	1.6	1.7
22 OR MORE	0	0.0	0.0
BLANK	5	2.7	N/A
TOTAL	184	100.0	100.0

CREDIT HOURS EARNED HERE  
BEFORE THIS TERM

CREDITS =====	N =====	% W BL =====	% W/O BL =====
0	1	0.5	0.6
1-11	1	0.5	0.6
12-23	5	2.7	3.2
24-35	3	1.6	1.9
36-47	8	4.3	5.1
48-59	23	12.5	14.6
60-71	16	8.7	10.2
72-83	13	7.1	8.3
84-95	6	3.3	3.8
96-107	9	4.9	5.7
108 OR MORE	72	39.1	45.9
BLANK	27	14.7	N/A
TOTAL	184	100.0	100.0

**ACT COLLEGE OUTCOMES SURVEY (COS) SUMMARY REPORT**

08/17/12

PAGE 4

ROGERS STATE UNIVERSITY

CLAREMORE, OK

CODE 3420

**SUMMARY FOR SECTION I: BACKGROUND INFORMATION**

ITEM E: CREDIT HOURS (CONT'D)

=====

CREDITS =====	CREDIT HOURS ACCEPTED HERE IN TRANSFER		
	N =====	% W BL =====	% W/O BL =====
0	48	26.1	36.9
1-6	6	3.3	4.6
7-14	9	4.9	6.9
15-30	14	7.6	10.8
31-44	9	4.9	6.9
45 OR MORE	44	23.9	33.8
BLANK	54	29.3	N/A
TOTAL	184	100.0	100.0

ITEM F: SEX

=====

	N =====	% W BL =====	% W/O BL =====
MALE	56	30.4	30.4
FEMALE	128	69.6	69.6
BLANK	0	0.0	N/A
TOTAL	184	100.0	100.0

ACT COLLEGE OUTCOMES SURVEY (COS) SUMMARY REPORT

08/17/12

PAGE 5

ROGERS STATE UNIVERSITY

CLAREMORE, OK

CODE 3420

SUMMARY FOR SECTION I: BACKGROUND INFORMATION

ITEM G: HISPANIC/LATINO ETHNICITY

	N	% W BL	% W/O BL
	=====	=====	=====
NO	177	96.2	96.7
YES, MEXICAN, MEXICAN-AMERICAN, CHICANO	3	1.6	1.6
YES, PUERTO RICAN	1	0.5	0.5
YES, CUBAN, CUBAN-AMERICAN	0	0.0	0.0
YES, OTHER HISPANIC/LATINO	2	1.1	1.1
BLANK	1	0.5	N/A
TOTAL	184	100.0	100.0

ITEM H: RACE

	N	% W BL	% W/O BL
	=====	=====	=====
AMERICAN INDIAN OR ALASKAN NATIVE	35	19.0	19.1
ASIAN OR PACIFIC ISLANDER	1	0.5	0.5
BLACK	3	1.6	1.6
WHITE	136	73.9	74.3
MULTIRACIAL	6	3.3	3.3
OTHER OR RACE UNKNOWN	2	1.1	1.1
BLANK	1	0.5	N/A
TOTAL	184	100.0	100.0

ITEMS G AND H CROSSED

	"NO" - HISPANIC/LATINO			"YES" - HISPANIC/LATINO		
RACIAL GROUPS	N	% W BL	% W/O BL	N	% W BL	% W/O BL
	=====	=====	=====	=====	=====	=====
AMERICAN INDIAN OR ALASKAN NATIVE	34	19.2	19.2	0	0.0	0.0
ASIAN OR PACIFIC ISLANDER	1	0.6	0.6	0	0.0	0.0
BLACK	3	1.7	1.7	0	0.0	0.0
WHITE	134	75.7	75.7	2	33.3	40.0
MULTIRACIAL	4	2.3	2.3	2	33.3	40.0
OTHER OR RACE UNKNOWN	1	0.6	0.6	1	16.7	20.0
BLANK	0	0.0	N/A	1	16.7	N/A
TOTAL	177	100.0	100.0	6	100.0	100.0

ACT COLLEGE OUTCOMES SURVEY (COS) SUMMARY REPORT

08/17/12

PAGE 6

ROGERS STATE UNIVERSITY

CLAREMORE, OK

CODE 3420

SUMMARY FOR SECTION I: BACKGROUND INFORMATION

ITEM I: CITIZENSHIP AND RESIDENCE

	N	% W BL	% W/O BL
	=====	=====	=====
U.S. CITIZEN, IN-STATE STUDENT	175	95.1	95.1
U.S. CITIZEN, OUT-OF-STATE STUDENT	7	3.8	3.8
RESIDENT ALIEN/IMMIGRANT	1	0.5	0.5
NON-RESIDENT ALIEN/NON-IMMIGRANT	1	0.5	0.5
BLANK	0	0.0	N/A
TOTAL	184	100.0	100.0

ITEM J: IN WHICH LANGUAGE DO YOU COMMUNICATE BEST?

	N	% W BL	% W/O BL
	=====	=====	=====
ENGLISH	181	98.4	98.4
SPANISH	0	0.0	0.0
AN ASIAN LANGUAGE	0	0.0	0.0
OTHER	3	1.6	1.6
BLANK	0	0.0	N/A
TOTAL	184	100.0	100.0

ITEM K: PLANS FOR NEXT ACADEMIC YEAR

	N	% W BL	% W/O BL
	=====	=====	=====
PLAN NOT TO ATTEND COLLEGE (GRADUATING)	96	52.2	52.2
PLAN NOT TO ATTEND (STOPPING OUT)	1	0.5	0.5
PLAN TO RE-ENROLL IN THIS COLLEGE	44	23.9	23.9
PLAN TO ATTEND ANOTHER COLLEGE	26	14.1	14.1
UNDECIDED	17	9.2	9.2
BLANK	0	0.0	N/A
TOTAL	184	100.0	100.0

**ACT COLLEGE OUTCOMES SURVEY (COS) SUMMARY REPORT**

08/17/12

PAGE 7

ROGERS STATE UNIVERSITY

CLAREMORE, OK

CODE 3420

**SUMMARY FOR SECTION I: BACKGROUND INFORMATION**

ITEM L: EDUCATIONAL ACHIEVEMENTS AND GOALS

=====

	HIGHEST DEGREE YOU HAVE ALREADY RECEIVED			DEGREE YOU ARE NOW PURSUING HERE			HIGHEST GOAL NOW INTENDING TO PURSUE IN YOUR LIFETIME		
	N	% W BL	% W/O BL	N	% W BL	% W/O BL	N	% W BL	% W/O BL
	=====	=====	=====	=====	=====	=====	=====	=====	=====
SOME HIGH SCHOOL OR LESS	3	1.6	1.9	0	0.0	0.0	0	0.0	0.0
HIGH SCHOOL DIPLOMA OR GED CERTIFICATE	45	24.5	28.5	0	0.0	0.0	0	0.0	0.0
SOME COLLEGE, NO COLLEGE DEGREE/CERTIF	34	18.5	21.5	2	1.1	1.2	1	0.5	0.6
VOC/TECH DEGREE/CERTIFICATE	11	6.0	7.0	2	1.1	1.2	0	0.0	0.0
ASSOCIATE DEGREE	56	30.4	35.4	42	22.8	26.1	2	1.1	1.2
BACHELOR'S DEGREE	8	4.3	5.1	115	62.5	71.4	64	34.8	39.8
MASTER'S DEGREE	1	0.5	0.6	0	0.0	0.0	74	40.2	46.0
DOCTORATE/PROF DEGREE (PHD,MD,EDD,JD)	0	0.0	0.0	0	0.0	0.0	20	10.9	12.4
BLANK	26	14.1	N/A	23	12.5	N/A	23	12.5	N/A
TOTAL	184	100.0	100.0	184	100.0	100.0	184	100.0	100.0

	HIGHEST GOAL WHEN YOU FIRST ENROLLED HERE			HIGHEST EDUCATIONAL ATTAINMENT OF FATHER			HIGHEST EDUCATIONAL ATTAINMENT OF MOTHER		
	N	% W BL	% W/O BL	N	% W BL	% W/O BL	N	% W BL	% W/O BL
	=====	=====	=====	=====	=====	=====	=====	=====	=====
SOME HIGH SCHOOL OR LESS	1	0.5	0.7	25	13.6	15.0	19	10.3	11.2
HIGH SCHOOL DIPLOMA OR GED CERTIFICATE	15	8.2	9.9	65	35.3	38.9	51	27.7	30.0
SOME COLLEGE, NO COLLEGE DEGREE/CERTIF	7	3.8	4.6	18	9.8	10.8	28	15.2	16.5
VOC/TECH DEGREE/CERTIFICATE	7	3.8	4.6	12	6.5	7.2	8	4.3	4.7
ASSOCIATE DEGREE	14	7.6	9.2	12	6.5	7.2	17	9.2	10.0
BACHELOR'S DEGREE	81	44.0	53.3	23	12.5	13.8	33	17.9	19.4
MASTER'S DEGREE	16	8.7	10.5	10	5.4	6.0	13	7.1	7.6
DOCTORATE/PROF DEGREE (PHD,MD,EDD,JD)	11	6.0	7.2	2	1.1	1.2	1	0.5	0.6
BLANK	32	17.4	N/A	17	9.2	N/A	14	7.6	N/A
TOTAL	184	100.0	100.0	184	100.0	100.0	184	100.0	100.0

**ACT COLLEGE OUTCOMES SURVEY (COS) SUMMARY REPORT**

08/17/12

PAGE 8

ROGERS STATE UNIVERSITY

CLAREMORE, OK

CODE 3420

**SUMMARY FOR SECTION I: BACKGROUND INFORMATION**

ITEM M: RESPONSIBILITIES AND TIME ALLOCATIONS - HOURS PER WEEK CURRENTLY SPENT ON EACH ACTIVITY

PAGE 1 OF 2

=====

	COURSE-RELATED ACTIVITIES (E.G., CLASS, STUDIES, LAB)			OTHER LEARNING EXPERIENCES (E.G., INTERNSHIP, PRACTICUM)			COLLEGE CLUBS, ORGANIZATIONS (E.G., POLITICAL, SOCIAL, RELIG)		
HOURS/WEEK =====	N =====	% W BL =====	% W/O BL =====	N =====	% W BL =====	% W/O BL =====	N =====	% W BL =====	% W/O BL =====
0	6	3.3	3.3	104	56.5	58.1	115	62.5	64.2
1-5	21	11.4	11.5	23	12.5	12.8	44	23.9	24.6
6-10	38	20.7	20.9	23	12.5	12.8	14	7.6	7.8
11-15	35	19.0	19.2	17	9.2	9.5	2	1.1	1.1
16-20	39	21.2	21.4	7	3.8	3.9	3	1.6	1.7
21-30	21	11.4	11.5	3	1.6	1.7	1	0.5	0.6
31 OR OVER	22	12.0	12.1	2	1.1	1.1	0	0.0	0.0
BLANK	2	1.1	N/A	5	2.7	N/A	5	2.7	N/A
TOTAL	184	100.0	100.0	184	100.0	100.0	184	100.0	100.0

	COLLEGE-SPONSORED EVENTS (E.G., PLAYS, SPORTS)			ON-CAMPUS PAID EMPLOYMENT RELATED TO MAJOR			ON-CAMPUS PAID EMPLOYMENT NOT RELATED TO MAJOR		
HOURS/WEEK =====	N =====	% W BL =====	% W/O BL =====	N =====	% W BL =====	% W/O BL =====	N =====	% W BL =====	% W/O BL =====
0	135	73.4	76.3	166	90.2	93.3	162	88.0	91.5
1-5	36	19.6	20.3	2	1.1	1.1	2	1.1	1.1
6-10	2	1.1	1.1	1	0.5	0.6	2	1.1	1.1
11-15	2	1.1	1.1	2	1.1	1.1	2	1.1	1.1
16-20	0	0.0	0.0	0	0.0	0.0	3	1.6	1.7
21-30	2	1.1	1.1	4	2.2	2.2	5	2.7	2.8
31 OR OVER	0	0.0	0.0	3	1.6	1.7	1	0.5	0.6
BLANK	7	3.8	N/A	6	3.3	N/A	7	3.8	N/A
TOTAL	184	100.0	100.0	184	100.0	100.0	184	100.0	100.0

**ACT COLLEGE OUTCOMES SURVEY (COS) SUMMARY REPORT**

08/17/12

PAGE 9

ROGERS STATE UNIVERSITY

CLAREMORE, OK

CODE 3420

**SUMMARY FOR SECTION I: BACKGROUND INFORMATION**

ITEM M: RESPONSIBILITIES AND TIME ALLOCATIONS - HOURS PER WEEK CURRENTLY SPENT ON EACH ACTIVITY

PAGE 2 OF 2

=====

HOURS/WEEK =====	OFF-CAMPUS PAID EMPLOYMENT RELATED TO MAJOR			OFF-CAMPUS PAID EMPLOYMENT NOT RELATED TO MAJOR			CARE OF FAMILY (E.G., SPOUSE, CHILD, RELATIVE)		
	N =====	% W BL =====	% W/O BL =====	N =====	% W BL =====	% W/O BL =====	N =====	% W BL =====	% W/O BL =====
0	131	71.2	73.6	112	60.9	63.6	52	28.3	29.1
1-5	2	1.1	1.1	6	3.3	3.4	24	13.0	13.4
6-10	4	2.2	2.2	3	1.6	1.7	11	6.0	6.1
11-15	4	2.2	2.2	12	6.5	6.8	12	6.5	6.7
16-20	11	6.0	6.2	6	3.3	3.4	6	3.3	3.4
21-30	7	3.8	3.9	14	7.6	8.0	10	5.4	5.6
31 OR OVER	19	10.3	10.7	23	12.5	13.1	64	34.8	35.8
BLANK	6	3.3	N/A	8	4.3	N/A	5	2.7	N/A
TOTAL	184	100.0	100.0	184	100.0	100.0	184	100.0	100.0

HOURS/WEEK =====	OFF-CAMPUS COMMUNITY SERVICE (E.G., RELIGIOUS, CIVIC)			OFF-CAMPUS CULTURAL EVENTS (E.G., THEATER, MUSIC, EXHIBITS)		
	N =====	% W BL =====	% W/O BL =====	N =====	% W BL =====	% W/O BL =====
0	68	37.0	38.2	95	51.6	53.7
1-5	73	39.7	41.0	71	38.6	40.1
6-10	25	13.6	14.0	8	4.3	4.5
11-15	5	2.7	2.8	3	1.6	1.7
16-20	4	2.2	2.2	0	0.0	0.0
21-30	0	0.0	0.0	0	0.0	0.0
31 OR OVER	3	1.6	1.7	0	0.0	0.0
BLANK	6	3.3	N/A	7	3.8	N/A
TOTAL	184	100.0	100.0	184	100.0	100.0

ACT COLLEGE OUTCOMES SURVEY (COS) SUMMARY REPORT

08/17/12

PAGE 10

ROGERS STATE UNIVERSITY

CLAREMORE, OK

CODE 3420

SUMMARY FOR SECTION II: COLLEGE OUTCOMES

ITEM A: IMPORTANCE OF & PROGRESS TOWARD ATTAINING OUTCOMES AT THIS COLLEGE - IMPORTANCE AVERAGES RANK ORDERED

\*\*\* RANKED BY IMPORTANCE \*\*\*

(5=VERY GREAT, 4=GREAT, 3=MODERATE [AVERAGE], 2=LITTLE, 1=NONE)

IMPORTANCE OF ATTAINING OUTCOMES					PROGRESS AT THIS COLLEGE			
RANK	# FOR AVERAGE	AVG*	SD	ITEM NO.	ITEM TEXT	RANK	AVG*	# FOR AVERAGE
1	181	4.59	0.66	14	ACQUIRING KNOWLEDGE AND SKILLS NEEDED FOR A CAREER	3	4.02	179
2	181	4.54	0.72	15	BECOMING COMPETENT IN MY MAJOR	2	4.03	178
3	181	4.36	0.75	3	LEARNING TO THINK AND REASON	1	4.04	179
4	181	4.28	0.76	2	DEVELOPING PROBLEM-SOLVING SKILLS	4	3.92	179
5	181	4.17	0.92	20	DEVELOPING EFFECTIVE JOB-SEEKING SKILLS	20	3.44	179
6	180	4.17	0.86	24	EFFECTIVELY USING TECHNOLOGY (E.G., COMPUTERS, HIGH-TECH EQUIPMENT)	12	3.72	178
7	181	4.15	0.81	1	DRAWING CONCLUSIONS AFTER WEIGHING EVIDENCE, FACTS, AND IDEAS	6	3.92	179
8	181	4.12	0.90	11	LISTENING TO AND UNDERSTANDING WHAT OTHERS SAY	7	3.89	178
9	181	4.09	0.95	9	SPEAKING MORE EFFECTIVELY	9	3.82	179
10	181	4.04	0.93	5	THINKING OBJECTIVELY ABOUT BELIEFS, ATTITUDES, AND VALUES	10	3.77	179
11	181	4.04	0.92	21	LEARNING ABOUT CAREER OPTIONS	21	3.37	179
12	181	4.03	0.83	4	LOCATING, SCREENING, AND ORGANIZING INFORMATION	11	3.74	179
13	180	4.02	0.90	13	DEVELOPING OPENNESS TO NEW IDEAS AND PRACTICES	8	3.83	178
14	181	4.01	0.90	6	DEVELOPING MY CREATIVITY, GENERATING ORIGINAL IDEAS AND PRODUCTS	15	3.64	179
15	180	4.00	0.95	7	IMPROVING MY WRITING SKILLS	5	3.92	179
16	181	3.95	1.00	12	LEARNING TO FORMULATE AND RE-SHAPE MY LIFETIME GOALS	14	3.69	177
17	181	3.89	0.96	17	BROADENING MY INTELLECTUAL INTERESTS	16	3.64	179
18	180	3.85	0.99	8	READING WITH GREATER SPEED AND BETTER COMPREHENSION	18	3.48	179
19	181	3.83	0.99	10	FURTHER DEVELOPING MY STUDY SKILLS	13	3.70	178
20	181	3.75	1.02	18	DISCOVERING PRODUCTIVE AND REWARDING USES OF MY TALENTS AND LEISURE TIME	22	3.35	179
21	181	3.73	0.99	22	APPLYING SCIENTIFIC KNOWLEDGE AND SKILLS	19	3.46	177
22	181	3.69	1.03	19	LEARNING PRINCIPLES FOR IMPROVING PHYSICAL AND MENTAL HEALTH	25	3.21	178
23	180	3.64	0.99	25	LEARNING ABOUT THE ROLE OF SCIENCE AND TECHNOLOGY IN SOCIETY	17	3.48	178
24	180	3.53	1.06	26	UNDERSTANDING AND APPLYING MATH CONCEPTS AND STATISTICAL REASONING	24	3.27	178
25	181	3.51	1.08	16	APPRECIATING THE FINE ARTS, MUSIC, LITERATURE, AND THE HUMANITIES	23	3.34	179
26	180	3.38	1.09	23	LEARNING PRINCIPLES FOR CONSERVING AND IMPROVING THE GLOBAL ENVIRONMENT	26	2.98	178

**ACT COLLEGE OUTCOMES SURVEY (COS) SUMMARY REPORT**

08/17/12

PAGE 11

ROGERS STATE UNIVERSITY

CLAREMORE, OK

CODE 3420

**SUMMARY FOR SECTION II: COLLEGE OUTCOMES**

ITEM A: IMPORTANCE OF ATTAINING OUTCOMES AT THIS COLLEGE - FREQUENCIES AND PERCENTAGES      TOTAL SCANNED = 184      PAGE 1 OF 2

ITEM NO.	ITEM TEXT		VERY GREAT	GREAT	MODERATE (AVERAGE)	LITTLE	NONE	BLANK
1	DRAWING CONCLUSIONS AFTER WEIGHING EVIDENCE, FACTS, AND IDEAS	N %	70 38.0	73 39.7	33 17.9	5 2.7	0 0.0	3 1.6
2	DEVELOPING PROBLEM-SOLVING SKILLS	N %	80 43.5	76 41.3	22 12.0	2 1.1	1 0.5	3 1.6
3	LEARNING TO THINK AND REASON	N %	92 50.0	66 35.9	21 11.4	1 0.5	1 0.5	3 1.6
4	LOCATING, SCREENING, AND ORGANIZING INFORMATION	N %	58 31.5	78 42.4	39 21.2	5 2.7	1 0.5	3 1.6
5	THINKING OBJECTIVELY ABOUT BELIEFS, ATTITUDES, AND VALUES	N %	68 37.0	65 35.3	38 20.7	8 4.3	2 1.1	3 1.6
6	DEVELOPING MY CREATIVITY, GENERATING ORIGINAL IDEAS AND PRODUCTS	N %	61 33.2	71 38.6	39 21.2	9 4.9	1 0.5	3 1.6
7	IMPROVING MY WRITING SKILLS	N %	63 34.2	69 37.5	37 20.1	7 3.8	4 2.2	4 2.2
8	READING WITH GREATER SPEED AND BETTER COMPREHENSION	N %	53 28.8	68 37.0	41 22.3	15 8.2	3 1.6	4 2.2
9	SPEAKING MORE EFFECTIVELY	N %	74 40.2	63 34.2	32 17.4	10 5.4	2 1.1	3 1.6
10	FURTHER DEVELOPING MY STUDY SKILLS	N %	51 27.7	67 36.4	49 26.6	9 4.9	5 2.7	3 1.6
11	LISTENING TO AND UNDERSTANDING WHAT OTHERS SAY	N %	70 38.0	76 41.3	24 13.0	9 4.9	2 1.1	3 1.6
12	LEARNING TO FORMULATE AND RE-SHAPE MY LIFETIME GOALS	N %	61 33.2	70 38.0	35 19.0	10 5.4	5 2.7	3 1.6
13	DEVELOPING OPENNESS TO NEW IDEAS AND PRACTICES	N %	62 33.7	71 38.6	36 19.6	10 5.4	1 0.5	4 2.2

**ACT COLLEGE OUTCOMES SURVEY (COS) SUMMARY REPORT**

08/17/12

PAGE 12

ROGERS STATE UNIVERSITY

CLAREMORE, OK

CODE 3420

**SUMMARY FOR SECTION II: COLLEGE OUTCOMES**

ITEM A: IMPORTANCE OF ATTAINING OUTCOMES AT THIS COLLEGE - FREQUENCIES AND PERCENTAGES      TOTAL SCANNED = 184      PAGE 2 OF 2

ITEM NO.	ITEM TEXT		VERY GREAT	GREAT	MODERATE (AVERAGE)	LITTLE	NONE	BLANK
14	ACQUIRING KNOWLEDGE AND SKILLS NEEDED FOR A CAREER	N	123	44	12	2	0	3
		%	66.8	23.9	6.5	1.1	0.0	1.6
15	BECOMING COMPETENT IN MY MAJOR	N	119	44	16	1	1	3
		%	64.7	23.9	8.7	0.5	0.5	1.6
16	APPRECIATING THE FINE ARTS, MUSIC, LITERATURE, AND THE HUMANITIES	N	36	59	54	25	7	3
		%	19.6	32.1	29.3	13.6	3.8	1.6
17	BROADENING MY INTELLECTUAL INTERESTS	N	53	73	41	10	4	3
		%	28.8	39.7	22.3	5.4	2.2	1.6
18	DISCOVERING PRODUCTIVE AND REWARDING USES OF MY TALENTS AND LEISURE TIME	N	48	62	54	11	6	3
		%	26.1	33.7	29.3	6.0	3.3	1.6
19	LEARNING PRINCIPLES FOR IMPROVING PHYSICAL AND MENTAL HEALTH	N	45	60	56	14	6	3
		%	24.5	32.6	30.4	7.6	3.3	1.6
20	DEVELOPING EFFECTIVE JOB-SEEKING SKILLS (E.G., INTERVIEWING, RESUME CONSTRUCTION)	N	79	66	27	6	3	3
		%	42.9	35.9	14.7	3.3	1.6	1.6
21	LEARNING ABOUT CAREER OPTIONS	N	68	64	40	7	2	3
		%	37.0	34.8	21.7	3.8	1.1	1.6
22	APPLYING SCIENTIFIC KNOWLEDGE AND SKILLS	N	50	51	65	12	3	3
		%	27.2	27.7	35.3	6.5	1.6	1.6
23	LEARNING PRINCIPLES FOR CONSERVING AND IMPROVING THE GLOBAL ENVIRONMENT	N	30	57	52	34	7	4
		%	16.3	31.0	28.3	18.5	3.8	2.2
24	EFFECTIVELY USING TECHNOLOGY (E.G., COMPUTERS, HIGH-TECH EQUIPMENT)	N	75	68	30	6	1	4
		%	40.8	37.0	16.3	3.3	0.5	2.2
25	LEARNING ABOUT THE ROLE OF SCIENCE AND TECHNOLOGY IN SOCIETY	N	39	61	61	14	5	4
		%	21.2	33.2	33.2	7.6	2.7	2.2
26	UNDERSTANDING AND APPLYING MATH CONCEPTS AND STATISTICAL REASONING	N	38	55	55	28	4	4
		%	20.7	29.9	29.9	15.2	2.2	2.2

# ACT COLLEGE OUTCOMES SURVEY (COS) SUMMARY REPORT

08/17/12

PAGE 13

ROGERS STATE UNIVERSITY

CLAREMORE, OK

CODE 3420

## SUMMARY FOR SECTION II: COLLEGE OUTCOMES

ITEM A: IMPORTANCE OF AND PROGRESS TOWARD ATTAINING OUTCOMES AT THIS COLLEGE - PROGRESS AVERAGES RANK ORDERED

\*\*\* RANKED BY PROGRESS \*\*\*

(5=VERY MUCH, 4=MUCH, 3=MODERATE [AVERAGE], 2=LITTLE, 1=NONE)

IMPORTANCE OF ATTAINING OUTCOMES =====					PROGRESS AT THIS COLLEGE =====			
RANK	AVG*	# FOR AVERAGE	ITEM NO.	ITEM TEXT	RANK	# FOR AVERAGE	AVG*	SD
3	4.36	181	3	LEARNING TO THINK AND REASON	1	179	4.04	0.76
2	4.54	181	15	BECOMING COMPETENT IN MY MAJOR	2	178	4.03	0.82
1	4.59	181	14	ACQUIRING KNOWLEDGE AND SKILLS NEEDED FOR A CAREER	3	179	4.02	0.83
4	4.28	181	2	DEVELOPING PROBLEM-SOLVING SKILLS	4	179	3.92	0.79
15	4.00	180	7	IMPROVING MY WRITING SKILLS	5	179	3.92	0.92
7	4.15	181	1	DRAWING CONCLUSIONS AFTER WEIGHING EVIDENCE, FACTS, AND IDEAS	6	179	3.92	0.74
8	4.12	181	11	LISTENING TO AND UNDERSTANDING WHAT OTHERS SAY	7	178	3.89	0.86
13	4.02	180	13	DEVELOPING OPENNESS TO NEW IDEAS AND PRACTICES	8	178	3.83	0.90
9	4.09	181	9	SPEAKING MORE EFFECTIVELY	9	179	3.82	0.91
10	4.04	181	5	THINKING OBJECTIVELY ABOUT BELIEFS, ATTITUDES, AND VALUES	10	179	3.77	0.94
12	4.03	181	4	LOCATING, SCREENING, AND ORGANIZING INFORMATION	11	179	3.74	0.84
6	4.17	180	24	EFFECTIVELY USING TECHNOLOGY (E.G., COMPUTERS, HIGH-TECH EQUIPMENT)	12	178	3.72	1.02
19	3.83	181	10	FURTHER DEVELOPING MY STUDY SKILLS	13	178	3.70	0.97
16	3.95	181	12	LEARNING TO FORMULATE AND RE-SHAPE MY LIFETIME GOALS	14	177	3.69	0.98
14	4.01	181	6	DEVELOPING MY CREATIVITY, GENERATING ORIGINAL IDEAS AND PRODUCTS	15	179	3.64	0.99
17	3.89	181	17	BROADENING MY INTELLECTUAL INTERESTS	16	179	3.64	0.95
23	3.64	180	25	LEARNING ABOUT THE ROLE OF SCIENCE AND TECHNOLOGY IN SOCIETY	17	178	3.48	1.02
18	3.85	180	8	READING WITH GREATER SPEED AND BETTER COMPREHENSION	18	179	3.48	1.05
21	3.73	181	22	APPLYING SCIENTIFIC KNOWLEDGE AND SKILLS	19	177	3.46	0.98
5	4.17	181	20	DEVELOPING EFFECTIVE JOB-SEEKING SKILLS	20	179	3.44	1.03
11	4.04	181	21	LEARNING ABOUT CAREER OPTIONS	21	179	3.37	1.05
20	3.75	181	18	DISCOVERING PRODUCTIVE AND REWARDING USES OF MY TALENTS AND LEISURE TIME	22	179	3.35	1.03
25	3.51	181	16	APPRECIATING THE FINE ARTS, MUSIC, LITERATURE, AND THE HUMANITIES	23	179	3.34	1.10
24	3.53	180	26	UNDERSTANDING AND APPLYING MATH CONCEPTS AND STATISTICAL REASONING	24	178	3.27	1.14
22	3.69	181	19	LEARNING PRINCIPLES FOR IMPROVING PHYSICAL AND MENTAL HEALTH	25	178	3.21	1.07
26	3.38	180	23	LEARNING PRINCIPLES FOR CONSERVING AND IMPROVING THE GLOBAL ENVIRONMENT	26	178	2.98	1.15

**ACT COLLEGE OUTCOMES SURVEY (COS) SUMMARY REPORT**

08/17/12

PAGE 14

ROGERS STATE UNIVERSITY

CLAREMORE, OK

CODE 3420

**SUMMARY FOR SECTION II: COLLEGE OUTCOMES**

ITEM A: PROGRESS TOWARD ATTAINING OUTCOMES AT THIS COLLEGE - FREQUENCIES AND PERCENTAGES      TOTAL SCANNED = 184      PAGE 1 OF 2  
=====

ITEM NO.	ITEM TEXT		VERY MUCH	MUCH	MODERATE (AVERAGE)	LITTLE	NONE	BLANK
1	DRAWING CONCLUSIONS AFTER WEIGHING EVIDENCE, FACTS, AND IDEAS	N	38	91	48	1	1	5
		%	20.7	49.5	26.1	0.5	0.5	2.7
2	DEVELOPING PROBLEM-SOLVING SKILLS	N	41	90	42	5	1	5
		%	22.3	48.9	22.8	2.7	0.5	2.7
3	LEARNING TO THINK AND REASON	N	51	89	36	2	1	5
		%	27.7	48.4	19.6	1.1	0.5	2.7
4	LOCATING, SCREENING, AND ORGANIZING INFORMATION	N	33	79	56	10	1	5
		%	17.9	42.9	30.4	5.4	0.5	2.7
5	THINKING OBJECTIVELY ABOUT BELIEFS, ATTITUDES, AND VALUES	N	44	67	54	11	3	5
		%	23.9	36.4	29.3	6.0	1.6	2.7
6	DEVELOPING MY CREATIVITY, GENERATING ORIGINAL IDEAS AND PRODUCTS	N	34	74	48	18	5	5
		%	18.5	40.2	26.1	9.8	2.7	2.7
7	IMPROVING MY WRITING SKILLS	N	57	64	45	13	0	5
		%	31.0	34.8	24.5	7.1	0.0	2.7
8	READING WITH GREATER SPEED AND BETTER COMPREHENSION	N	30	66	50	26	7	5
		%	16.3	35.9	27.2	14.1	3.8	2.7
9	SPEAKING MORE EFFECTIVELY	N	48	64	54	13	0	5
		%	26.1	34.8	29.3	7.1	0.0	2.7
10	FURTHER DEVELOPING MY STUDY SKILLS	N	37	74	47	16	4	6
		%	20.1	40.2	25.5	8.7	2.2	3.3
11	LISTENING TO AND UNDERSTANDING WHAT OTHERS SAY	N	45	77	50	3	3	6
		%	24.5	41.8	27.2	1.6	1.6	3.3
12	LEARNING TO FORMULATE AND RE-SHAPE MY LIFETIME GOALS	N	41	63	55	14	4	7
		%	22.3	34.2	29.9	7.6	2.2	3.8
13	DEVELOPING OPENNESS TO NEW IDEAS AND PRACTICES	N	46	68	53	10	1	6
		%	25.0	37.0	28.8	5.4	0.5	3.3

**ACT COLLEGE OUTCOMES SURVEY (COS) SUMMARY REPORT**

08/17/12

PAGE 15

ROGERS STATE UNIVERSITY

CLAREMORE, OK

CODE 3420

**SUMMARY FOR SECTION II: COLLEGE OUTCOMES**

ITEM A: PROGRESS TOWARD ATTAINING OUTCOMES AT THIS COLLEGE - FREQUENCIES AND PERCENTAGES      TOTAL SCANNED = 184      PAGE 2 OF 2

ITEM NO.	ITEM TEXT		VERY MUCH	MUCH	MODERATE (AVERAGE)	LITTLE	NONE	BLANK
14	ACQUIRING KNOWLEDGE AND SKILLS NEEDED FOR A CAREER	N	54	82	36	6	1	5
		%	29.3	44.6	19.6	3.3	0.5	2.7
15	BECOMING COMPETENT IN MY MAJOR	N	55	81	36	5	1	6
		%	29.9	44.0	19.6	2.7	0.5	3.3
16	APPRECIATING THE FINE ARTS, MUSIC, LITERATURE, AND THE HUMANITIES	N	31	47	63	28	10	5
		%	16.8	25.5	34.2	15.2	5.4	2.7
17	BROADENING MY INTELLECTUAL INTERESTS	N	35	65	62	13	4	5
		%	19.0	35.3	33.7	7.1	2.2	2.7
18	DISCOVERING PRODUCTIVE AND REWARDING USES OF MY TALENTS AND LEISURE TIME	N	26	52	65	30	6	5
		%	14.1	28.3	35.3	16.3	3.3	2.7
19	LEARNING PRINCIPLES FOR IMPROVING PHYSICAL AND MENTAL HEALTH	N	23	46	64	35	10	6
		%	12.5	25.0	34.8	19.0	5.4	3.3
20	DEVELOPING EFFECTIVE JOB-SEEKING SKILLS (E.G., INTERVIEWING, RESUME CONSTRUCTION)	N	29	59	59	26	6	5
		%	15.8	32.1	32.1	14.1	3.3	2.7
21	LEARNING ABOUT CAREER OPTIONS	N	28	54	60	31	6	5
		%	15.2	29.3	32.6	16.8	3.3	2.7
22	APPLYING SCIENTIFIC KNOWLEDGE AND SKILLS	N	27	60	62	24	4	7
		%	14.7	32.6	33.7	13.0	2.2	3.8
23	LEARNING PRINCIPLES FOR CONSERVING AND IMPROVING THE GLOBAL ENVIRONMENT	N	17	46	51	45	19	6
		%	9.2	25.0	27.7	24.5	10.3	3.3
24	EFFECTIVELY USING TECHNOLOGY (E.G., COMPUTERS, HIGH-TECH EQUIPMENT)	N	46	61	50	17	4	6
		%	25.0	33.2	27.2	9.2	2.2	3.3
25	LEARNING ABOUT THE ROLE OF SCIENCE AND TECHNOLOGY IN SOCIETY	N	30	60	60	22	6	6
		%	16.3	32.6	32.6	12.0	3.3	3.3
26	UNDERSTANDING AND APPLYING MATH CONCEPTS AND STATISTICAL REASONING	N	28	48	60	28	14	6
		%	15.2	26.1	32.6	15.2	7.6	3.3

ACT COLLEGE OUTCOMES SURVEY (COS) SUMMARY REPORT

08/17/12

PAGE 16

ROGERS STATE UNIVERSITY

CLAREMORE, OK

CODE 3420

SUMMARY FOR SECTION II: COLLEGE OUTCOMES

ITEM B: VIEWS OF REQUIRED COURSES OUTSIDE MAJOR - AGREEMENT AVERAGES RANK ORDERED

REQUIRED COURSES OUTSIDE MY AREA OF SPECIALIZATION HELPED ME ...

(5=STRONGLY AGREE, 4=AGREE, 3=NEUTRAL, 2=DISAGREE, 1=STRONGLY DISAGREE)

RANK	# FOR AVERAGE	AGREEMENT AVERAGE*	SD	ITEM NO.	ITEM TEXT
1	177	3.88	0.97	7	BECOME A MORE INDEPENDENT AND SELF-DIRECTED LEARNER.
2	177	3.85	0.90	6	BUILD A FRAMEWORK TO ORGANIZE MY LEARNING WITHIN AND ACROSS AREAS OF STUDY.
3	176	3.85	0.92	2	DEVELOP AS A 'WHOLE PERSON.'
4	177	3.83	0.93	4	BROADEN MY AWARENESS OF DIVERSITY AMONG PEOPLE, THEIR VALUES AND CULTURES.
5	173	3.68	0.96	5	INCREASE MY KNOWLEDGE OF THE EARTH AND ITS PHYSICAL AND BIOLOGICAL RESOURCES.
6	177	3.62	0.98	1	THINK ABOUT MY MAJOR IN THE CONTEXT OF A LARGER WORLD VIEW.
7	176	3.56	1.12	3	APPRECIATE GREAT WORKS OF LITERATURE, PHILOSOPHY, AND ART.

**ACT COLLEGE OUTCOMES SURVEY (COS) SUMMARY REPORT**

08/17/12

PAGE 17

ROGERS STATE UNIVERSITY

CLAREMORE, OK

CODE 3420

**SUMMARY FOR SECTION II: COLLEGE OUTCOMES**

ITEM B: VIEWS OF REQUIRED COURSES OUTSIDE MAJOR - FREQUENCIES AND PERCENTAGES      TOTAL SCANNED =      184

REQUIRED COURSES OUTSIDE MY AREA OF SPECIALIZATION HELPED ME ...

ITEM NO	ITEM TEXT		STRONGLY AGREE	AGREE	NEUTRAL	DISAGREE	STRONGLY DISAGREE	NOT APPLICABLE	BLANK
----	-----		-----	-----	-----	-----	-----	-----	-----
1	... THINK ABOUT MY MAJOR IN THE CONTEXT OF A LARGER WORLD VIEW.	N %	31 16.8	72 39.1	57 31.0	9 4.9	8 4.3	2 1.1	5 2.7
2	... DEVELOP AS A "WHOLE PERSON."	N %	43 23.4	79 42.9	44 23.9	5 2.7	5 2.7	3 1.6	5 2.7
3	... APPRECIATE GREAT WORKS OF LITERATURE, PHILOSOPHY, AND ART.	N %	41 22.3	56 30.4	49 26.6	21 11.4	9 4.9	3 1.6	5 2.7
4	... BROADEN MY AWARENESS OF DIVERSITY AMONG PEOPLE, THEIR VALUES AND CULTURES.	N %	39 21.2	89 48.4	34 18.5	10 5.4	5 2.7	2 1.1	5 2.7
5	... INCREASE MY KNOWLEDGE OF THE EARTH AND ITS PHYSICAL AND BIOLOGICAL RESOURCES.	N %	35 19.0	68 37.0	54 29.3	11 6.0	5 2.7	6 3.3	5 2.7
6	... BUILD A FRAMEWORK TO ORGANIZE MY LEARNING WITHIN AND ACROSS AREAS OF STUDY.	N %	40 21.7	88 47.8	35 19.0	11 6.0	3 1.6	2 1.1	5 2.7
7	... BECOME A MORE INDEPENDENT AND SELF-DIRECTED LEARNER.	N %	48 26.1	80 43.5	35 19.0	8 4.3	6 3.3	2 1.1	5 2.7

ACT COLLEGE OUTCOMES SURVEY (COS) SUMMARY REPORT

08/17/12

PAGE 18

ROGERS STATE UNIVERSITY

CLAREMORE, OK

CODE 3420

SUMMARY FOR SECTION II: COLLEGE OUTCOMES

ITEM C: AGREEMENT WITH STATEMENTS ABOUT THIS COLLEGE - AGREEMENT AVERAGES RANK ORDERED

\*\*\* RANKED BY AGREEMENT \*\*\*

(5=STRONGLY AGREE, 4=AGREE, 3=NEUTRAL, 2=DISAGREE, 1=STRONGLY DISAGREE)

RANK	# FOR AVERAGE	AGREEMENT AVERAGE*	SD	ITEM NO.	ITEM TEXT
1	178	4.53	0.63	8	I AM PROUD OF MY ACCOMPLISHMENTS AT THIS COLLEGE.
2	178	4.29	0.77	5	THIS COLLEGE IS EQUALLY SUPPORTIVE OF WOMEN AND MEN.
3	178	4.25	0.85	1	THIS COLLEGE HAS HELPED ME MEET THE GOALS I CAME HERE TO ACHIEVE.
4	178	4.17	0.80	7	THIS COLLEGE IS EQUALLY SUPPORTIVE OF ALL RACIAL/ETHNIC GROUPS.
5	178	4.15	0.87	4	I WOULD RECOMMEND THIS COLLEGE TO OTHERS.
6	178	3.99	0.95	6	MY EXPERIENCES HERE HAVE HELPED MOTIVATE ME TO MAKE SOMETHING OF MY LIFE.
7	178	3.96	1.04	2	IF CHOOSING A COLLEGE I WOULD CHOOSE THIS ONE.
8	178	3.87	1.07	9	THIS COLLEGE WELCOMES AND USES FEEDBACK FROM STUDENTS TO IMPROVE THE COLLEGE.
9	178	3.81	0.93	3	MY EXPERIENCES HERE HAVE EQUIPPED ME TO DEAL WITH POSSIBLE CAREER CHANGES.

ACT COLLEGE OUTCOMES SURVEY (COS) SUMMARY REPORT

08/17/12

PAGE 19

ROGERS STATE UNIVERSITY

CLAREMORE, OK

CODE 3420

SUMMARY FOR SECTION II: COLLEGE OUTCOMES

ITEM C: AGREEMENT WITH STATEMENTS ABOUT THIS COLLEGE - FREQUENCIES AND PERCENTAGES TOTAL SCANNED = 184

ITEM NO.	ITEM TEXT		STRONGLY AGREE	AGREE	NEUTRAL	DISAGREE	STRONGLY DISAGREE	BLANK
1	THIS COLLEGE HAS HELPED ME MEET THE GOALS I CAME HERE TO ACHIEVE.	N %	77 41.8	79 42.9	14 7.6	5 2.7	3 1.6	6 3.3
2	IF CHOOSING A COLLEGE AGAIN, I WOULD CHOOSE THIS ONE.	N %	64 34.8	66 35.9	29 15.8	14 7.6	5 2.7	6 3.3
3	MY EXPERIENCES HERE HAVE EQUIPPED ME TO DEAL WITH POSSIBLE CAREER CHANGES.	N %	46 25.0	67 36.4	52 28.3	11 6.0	2 1.1	6 3.3
4	I WOULD RECOMMEND THIS COLLEGE TO OTHERS.	N %	68 37.0	80 43.5	21 11.4	6 3.3	3 1.6	6 3.3
5	THIS COLLEGE IS EQUALLY SUPPORTIVE OF WOMEN AND MEN.	N %	81 44.0	71 38.6	23 12.5	2 1.1	1 0.5	6 3.3
6	MY EXPERIENCES HERE HAVE HELPED MOTIVATE ME TO MAKE SOMETHING OF MY LIFE.	N %	59 32.1	73 39.7	36 19.6	5 2.7	5 2.7	6 3.3
7	THIS COLLEGE IS EQUALLY SUPPORTIVE OF ALL RACIAL/ETHNIC GROUPS.	N %	68 37.0	78 42.4	29 15.8	1 0.5	2 1.1	6 3.3
8	I AM PROUD OF MY ACCOMPLISHMENTS AT THIS COLLEGE.	N %	106 57.6	61 33.2	10 5.4	1 0.5	0 0.0	6 3.3
9	THIS COLLEGE WELCOMES AND USES FEEDBACK FROM STUDENTS TO IMPROVE THE COLLEGE.	N %	62 33.7	54 29.3	45 24.5	11 6.0	6 3.3	6 3.3

**ACT COLLEGE OUTCOMES SURVEY (COS) SUMMARY REPORT**

08/17/12

PAGE 20

ROGERS STATE UNIVERSITY

CLAREMORE, OK

CODE 3420

**SUMMARY FOR SECTION II: COLLEGE OUTCOMES**

ITEM D: PERSONAL GROWTH AND COLLEGE CONTRIBUTION TOWARD ATTAINING OUTCOMES - PERSONAL GROWTH AVERAGES RANK ORDERED PAGE 1 OF 2

\*\*\* RANKED BY PERSONAL GROWTH \*\*\*

(5=VERY MUCH, 4=MUCH, 3=MODERATE [AVERAGE], 2=LITTLE, 1=NONE)

PERSONAL GROWTH SINCE ENTERING THIS COLLEGE =====						COLLEGE CONTRIBUTION =====		
RANK	# FOR AVERAGE	AVG*	SD	ITEM NO.	ITEM TEXT	RANK	AVG*	# FOR AVERAGE
1	179	4.18	0.87	36	ACQUIRING A WELL-ROUNDED GENERAL EDUCATION	1	4.04	178
2	177	4.09	0.87	25	BECOMING ACADEMICALLY COMPETENT	2	3.96	177
3	175	4.03	0.91	17	TAKING RESPONSIBILITY FOR MY OWN BEHAVIOR	20	3.39	174
4	177	4.01	0.93	20	DEVELOPING A SENSE OF PURPOSE, VALUE, AND MEANING FOR MY LIFE	18	3.41	175
5	178	4.01	0.88	32	BECOMING MORE WILLING TO CHANGE AND LEARN NEW THINGS	7	3.57	176
6	178	3.98	0.94	28	SETTING LONG-TERM OR 'LIFE' GOALS	12	3.48	177
7	179	3.96	0.91	27	INCREASING MY INTELLECTUAL CURIOSITY	3	3.75	178
8	177	3.96	0.97	34	IMPROVING MY ABILITY TO STAY WITH PROJECTS UNTIL THEY ARE FINISHED	6	3.59	178
9	177	3.95	0.91	6	DEVELOPING LEADERSHIP SKILLS	4	3.64	179
10	171	3.95	1.01	18	LEARNING HOW TO BECOME A MORE RESPONSIBLE FAMILY MEMBER	34	3.05	160
11	178	3.94	0.89	5	PREPARING TO COPE WITH CHANGES (E.G., IN CAREER, RELATIONSHIPS, LIFESTYLE)	25	3.31	178
12	177	3.94	0.86	22	DEALING FAIRLY WITH A WIDE RANGE OF PEOPLE	10	3.56	178
13	176	3.93	0.96	31	DEVELOPING SELF-CONFIDENCE	9	3.57	174
14	175	3.93	0.95	19	CLARIFYING MY PERSONAL VALUES	28	3.22	171
15	179	3.90	0.83	2	BECOMING MORE WILLING TO CONSIDER OPPOSING POINTS OF VIEW	5	3.63	179
16	179	3.89	0.86	1	BECOMING AN EFFECTIVE TEAM OR GROUP MEMBER	11	3.54	177
17	178	3.89	0.83	4	IMPROVING MY ABILITY TO RELATE TO OTHERS	8	3.57	179
18	176	3.88	0.93	30	UNDERSTANDING MYSELF, MY TALENTS, AND MY INTERESTS	17	3.44	177

**ACT COLLEGE OUTCOMES SURVEY (COS) SUMMARY REPORT**

08/17/12

PAGE 21

ROGERS STATE UNIVERSITY

CLAREMORE, OK

CODE 3420

**SUMMARY FOR SECTION II: COLLEGE OUTCOMES**

ITEM D: PERSONAL GROWTH AND COLLEGE CONTRIBUTION TOWARD ATTAINING OUTCOMES - PERSONAL GROWTH AVERAGES RANK ORDERED PAGE 2 OF 2

\*\*\* RANKED BY PERSONAL GROWTH \*\*\*

(5=VERY MUCH, 4=MUCH, 3=MODERATE [AVERAGE], 2=LITTLE, 1=NONE)

PERSONAL GROWTH SINCE ENTERING THIS COLLEGE =====						COLLEGE CONTRIBUTION =====		
RANK	# FOR AVERAGE	AVG*	SD	ITEM NO.	ITEM TEXT	RANK	AVG*	# FOR AVERAGE
----	-----	----	----	----	-----	----	----	-----
19	175	3.87	0.95	26	DEVELOPING PRODUCTIVE WORK RELATIONSHIPS WITH BOTH MEN AND WOMEN	15	3.47	176
20	174	3.83	1.06	21	LEARNING HOW TO MANAGE FINANCES (PERSONAL, FAMILY, OR BUSINESS)	32	3.06	172
21	176	3.82	0.86	8	LEARNING TO BE ADAPTABLE, TOLERANT, AND WILLING TO NEGOTIATE	16	3.44	175
22	177	3.81	0.93	3	INTERACTING WELL WITH PEOPLE FROM CULTURES OTHER THAN MY OWN	19	3.41	177
23	178	3.79	1.00	23	DEVELOPING MORAL PRINCIPLES TO GUIDE MY ACTIONS AND DECISIONS	31	3.11	176
24	178	3.79	0.96	24	ACQUIRING APPROPRIATE SOCIAL SKILLS FOR USE IN VARIOUS SITUATIONS	14	3.47	176
25	169	3.76	0.96	9	SEEKING AND CONVEYING THE SPIRIT OF TRUTH	27	3.23	163
26	175	3.74	0.93	29	CONSTRUCTIVELY EXPRESSING BOTH EMOTIONS AND IDEAS	22	3.34	173
27	168	3.68	0.95	35	BECOMING A MORE EFFECTIVE MEMBER IN A MULTI-CULTURAL SOCIETY	23	3.33	168
28	169	3.67	0.94	10	BECOMING MORE AWARE OF GLOBAL AND INTERNATIONAL ISSUES/EVENTS	21	3.37	169
29	168	3.63	1.03	15	BECOMING SENSITIVE TO MORAL INJUSTICES AND WAYS OF AVOIDING/CORRECTING THEM	24	3.32	169
30	170	3.60	1.03	14	RECOGNIZING MY RIGHTS, RESPONSIBILITIES, AND PRIVILEGES AS A CITIZEN	26	3.27	169
31	163	3.58	1.04	16	UNDERSTANDING RELIGIOUS VALUES THAT DIFFER FROM MY OWN	30	3.12	162
32	159	3.56	1.23	33	DEVELOPING MY RELIGIOUS VALUES	36	2.68	149
33	166	3.53	1.05	13	GAINING INSIGHT INTO HUMAN NATURE THROUGH LITERATURE, HISTORY, AND THE ARTS	13	3.48	166
34	169	3.41	1.14	7	ACTIVELY PARTICIPATING IN VOLUNTEER WORK TO SUPPORT WORTHWHILE CAUSES	33	3.06	161
35	166	3.37	1.02	12	BECOMING MORE AWARE OF LOCAL AND NATIONAL POLITICAL/SOCIAL ISSUES	29	3.15	166
36	155	3.30	1.06	11	PREPARING MYSELF TO PARTICIPATE EFFECTIVELY IN THE ELECTORAL PROCESS	35	2.85	156

**ACT COLLEGE OUTCOMES SURVEY (COS) SUMMARY REPORT**

08/17/12

PAGE 22

ROGERS STATE UNIVERSITY

CLAREMORE, OK

CODE 3420

**SUMMARY FOR SECTION II: COLLEGE OUTCOMES**

ITEM D: PERSONAL GROWTH TOWARD ATTAINING OUTCOMES - FREQUENCIES AND PERCENTAGES      TOTAL SCANNED = 184      PAGE 1 OF 3

ITEM NO.	ITEM TEXT		VERY MUCH	MUCH	MODERATE (AVERAGE)	LITTLE	NONE	NOT GOAL OF MINE	BLANK
1	BECOMING AN EFFECTIVE TEAM OR GROUP MEMBER	N	47	76	47	8	1	1	4
		%	25.5	41.3	25.5	4.3	0.5	0.5	2.2
2	BECOMING MORE WILLING TO CONSIDER OPPOSING POINTS OF VIEW	N	44	82	45	7	1	1	4
		%	23.9	44.6	24.5	3.8	0.5	0.5	2.2
3	INTERACTING WELL WITH PEOPLE FROM CULTURES OTHER THAN MY OWN	N	44	70	51	9	3	3	4
		%	23.9	38.0	27.7	4.9	1.6	1.6	2.2
4	IMPROVING MY ABILITY TO RELATE TO OTHERS	N	41	86	43	6	2	1	5
		%	22.3	46.7	23.4	3.3	1.1	0.5	2.7
5	PREPARING TO COPE WITH CHANGES (E.G., IN CAREER, RELATIONSHIPS, LIFESTYLE)	N	51	77	41	6	3	1	5
		%	27.7	41.8	22.3	3.3	1.6	0.5	2.7
6	DEVELOPING LEADERSHIP SKILLS	N	52	78	36	8	3	2	5
		%	28.3	42.4	19.6	4.3	1.6	1.1	2.7
7	ACTIVELY PARTICIPATING IN VOLUNTEER WORK TO SUPPORT WORTHWHILE CAUSES	N	34	48	50	28	9	11	4
		%	18.5	26.1	27.2	15.2	4.9	6.0	2.2
8	LEARNING TO BE ADAPTABLE, TOLERANT, AND WILLING TO NEGOTIATE	N	38	80	48	8	2	4	4
		%	20.7	43.5	26.1	4.3	1.1	2.2	2.2
9	SEEKING AND CONVEYING THE SPIRIT OF TRUTH	N	43	58	57	7	4	11	4
		%	23.4	31.5	31.0	3.8	2.2	6.0	2.2
10	BECOMING MORE AWARE OF GLOBAL AND INTERNATIONAL ISSUES AND EVENTS	N	34	66	49	19	1	11	4
		%	18.5	35.9	26.6	10.3	0.5	6.0	2.2
11	PREPARING MYSELF TO PARTICIPATE EFFECTIVELY IN THE ELECTORAL PROCESS	N	24	40	54	32	5	24	5
		%	13.0	21.7	29.3	17.4	2.7	13.0	2.7
12	BECOMING MORE AWARE OF LOCAL AND NATIONAL POLITICAL AND SOCIAL ISSUES	N	26	48	57	32	3	14	4
		%	14.1	26.1	31.0	17.4	1.6	7.6	2.2

**ACT COLLEGE OUTCOMES SURVEY (COS) SUMMARY REPORT**

08/17/12

PAGE 23

ROGERS STATE UNIVERSITY

CLAREMORE, OK

CODE 3420

**SUMMARY FOR SECTION II: COLLEGE OUTCOMES**

ITEM D: PERSONAL GROWTH TOWARD ATTAINING OUTCOMES - FREQUENCIES AND PERCENTAGES      TOTAL SCANNED = 184      PAGE 2 OF 3

ITEM NO.	ITEM TEXT		VERY MUCH	MUCH	MODERATE (AVERAGE)	LITTLE	NONE	NOT GOAL OF MINE	BLANK
13	GAINING INSIGHT INTO HUMAN NATURE THROUGH LITERATURE, HISTORY, AND THE ARTS	N %	33 17.9	55 29.9	50 27.2	23 12.5	5 2.7	13 7.1	5 2.7
14	RECOGNIZING MY RIGHTS, RESPONSIBILITIES, AND PRIVILEGES AS A CITIZEN	N %	41 22.3	47 25.5	57 31.0	23 12.5	2 1.1	9 4.9	5 2.7
15	BECOMING SENSITIVE TO MORAL INJUSTICES AND WAYS OF AVOIDING OR CORRECTING THEM	N %	39 21.2	55 29.9	51 27.7	19 10.3	4 2.2	11 6.0	5 2.7
16	UNDERSTANDING RELIGIOUS VALUES THAT DIFFER FROM MY OWN	N %	33 17.9	60 32.6	43 23.4	23 12.5	4 2.2	16 8.7	5 2.7
17	TAKING RESPONSIBILITY FOR MY OWN BEHAVIOR	N %	64 34.8	64 34.8	37 20.1	9 4.9	1 0.5	4 2.2	5 2.7
18	LEARNING HOW TO BECOME A MORE RESPONSIBLE FAMILY MEMBER	N %	59 32.1	65 35.3	29 15.8	15 8.2	3 1.6	8 4.3	5 2.7
19	CLARIFYING MY PERSONAL VALUES	N %	57 31.0	62 33.7	44 23.9	10 5.4	2 1.1	5 2.7	4 2.2
20	DEVELOPING A SENSE OF PURPOSE, VALUE, AND MEANING FOR MY LIFE	N %	64 34.8	64 34.8	37 20.1	11 6.0	1 0.5	3 1.6	4 2.2
21	LEARNING HOW TO MANAGE FINANCES (PERSONAL, FAMILY, OR BUSINESS)	N %	56 30.4	58 31.5	39 21.2	17 9.2	4 2.2	5 2.7	5 2.7
22	DEALING FAIRLY WITH A WIDE RANGE OF PEOPLE	N %	52 28.3	70 38.0	48 26.1	6 3.3	1 0.5	3 1.6	4 2.2
23	DEVELOPING MORAL PRINCIPLES TO GUIDE MY ACTIONS AND DECISIONS	N %	51 27.7	59 32.1	51 27.7	14 7.6	3 1.6	2 1.1	4 2.2
24	ACQUIRING APPROPRIATE SOCIAL SKILLS FOR USE IN VARIOUS SITUATIONS	N %	47 25.5	65 35.3	51 27.7	12 6.5	3 1.6	2 1.1	4 2.2

**ACT COLLEGE OUTCOMES SURVEY (COS) SUMMARY REPORT**

08/17/12

PAGE 24

ROGERS STATE UNIVERSITY

CLAREMORE, OK

CODE 3420

**SUMMARY FOR SECTION II: COLLEGE OUTCOMES**

ITEM D: PERSONAL GROWTH TOWARD ATTAINING OUTCOMES - FREQUENCIES AND PERCENTAGES      TOTAL SCANNED = 184      PAGE 3 OF 3

ITEM NO.	ITEM TEXT		VERY MUCH	MUCH	MODERATE (AVERAGE)	LITTLE	NONE	NOT GOAL OF MINE	BLANK
25	BECOMING ACADEMICALLY COMPETENT	N	67	66	38	5	1	3	4
		%	36.4	35.9	20.7	2.7	0.5	1.6	2.2
26	DEVELOPING PRODUCTIVE WORK RELATIONSHIPS WITH BOTH MEN AND WOMEN	N	50	69	41	13	2	4	5
		%	27.2	37.5	22.3	7.1	1.1	2.2	2.7
27	INCREASING MY INTELLECTUAL CURIOSITY	N	59	65	44	11	0	1	4
		%	32.1	35.3	23.9	6.0	0.0	0.5	2.2
28	SETTING LONG-TERM OR "LIFE" GOALS	N	65	57	45	10	1	2	4
		%	35.3	31.0	24.5	5.4	0.5	1.1	2.2
29	CONSTRUCTIVELY EXPRESSING BOTH EMOTIONS AND IDEAS	N	40	68	50	16	1	5	4
		%	21.7	37.0	27.2	8.7	0.5	2.7	2.2
30	UNDERSTANDING MYSELF, MY TALENTS, AND MY INTERESTS	N	53	61	49	13	0	3	5
		%	28.8	33.2	26.6	7.1	0.0	1.6	2.7
31	DEVELOPING SELF-CONFIDENCE	N	59	61	42	13	1	4	4
		%	32.1	33.2	22.8	7.1	0.5	2.2	2.2
32	BECOMING MORE WILLING TO CHANGE AND LEARN NEW THINGS	N	58	73	38	8	1	1	5
		%	31.5	39.7	20.7	4.3	0.5	0.5	2.7
33	DEVELOPING MY RELIGIOUS VALUES	N	47	37	44	20	11	20	5
		%	25.5	20.1	23.9	10.9	6.0	10.9	2.7
34	IMPROVING MY ABILITY TO STAY WITH PROJECTS UNTIL THEY ARE FINISHED	N	59	69	36	9	4	3	4
		%	32.1	37.5	19.6	4.9	2.2	1.6	2.2
35	BECOMING A MORE EFFECTIVE MEMBER IN A MULTI-CULTURAL SOCIETY	N	37	60	54	15	2	12	4
		%	20.1	32.6	29.3	8.2	1.1	6.5	2.2
36	ACQUIRING A WELL-ROUNDED GENERAL EDUCATION	N	77	65	30	6	1	1	4
		%	41.8	35.3	16.3	3.3	0.5	0.5	2.2

**ACT COLLEGE OUTCOMES SURVEY (COS) SUMMARY REPORT**

08/17/12

PAGE 25

ROGERS STATE UNIVERSITY

CLAREMORE, OK

CODE 3420

**SUMMARY FOR SECTION II: COLLEGE OUTCOMES**

ITEM D: PERSONAL GROWTH AND COLLEGE CONTRIBUTION TOWARD ATTAINING OUTCOMES - COLLEGE CONTRIBUTION AVERAGES RANK ORDERED PAGE 1 OF 2

\*\*\* RANKED BY COLLEGE CONTRIBUTION \*\*\*

(5=VERY GREAT, 4=GREAT, 3=MODERATE [AVERAGE], 2=LITTLE, 1=NONE)

PERSONAL GROWTH SINCE ENTERING THIS COLLEGE =====					COLLEGE CONTRIBUTION =====			
RANK	AVG*	# FOR AVERAGE	ITEM NO.	ITEM TEXT	RANK	# FOR AVERAGE	AVG*	SD
1	4.18	179	36	ACQUIRING A WELL-ROUNDED GENERAL EDUCATION	1	178	4.04	0.91
2	4.09	177	25	BECOMING ACADEMICALLY COMPETENT	2	177	3.96	0.91
7	3.96	179	27	INCREASING MY INTELLECTUAL CURIOSITY	3	178	3.75	1.02
9	3.95	177	6	DEVELOPING LEADERSHIP SKILLS	4	179	3.64	1.10
15	3.90	179	2	BECOMING MORE WILLING TO CONSIDER OPPOSING POINTS OF VIEW	5	179	3.63	0.93
8	3.96	177	34	IMPROVING MY ABILITY TO STAY WITH PROJECTS UNTIL THEY ARE FINISHED	6	178	3.59	1.01
5	4.01	178	32	BECOMING MORE WILLING TO CHANGE AND LEARN NEW THINGS	7	176	3.57	1.00
17	3.89	178	4	IMPROVING MY ABILITY TO RELATE TO OTHERS	8	179	3.57	1.00
13	3.93	176	31	DEVELOPING SELF-CONFIDENCE	9	174	3.57	1.02
12	3.94	177	22	DEALING FAIRLY WITH A WIDE RANGE OF PEOPLE	10	178	3.56	1.06
16	3.89	179	1	BECOMING AN EFFECTIVE TEAM OR GROUP MEMBER	11	177	3.54	0.97
6	3.98	178	28	SETTING LONG-TERM OR 'LIFE' GOALS	12	177	3.48	1.05
33	3.53	166	13	GAINING INSIGHT INTO HUMAN NATURE THROUGH LITERATURE, HISTORY AND THE ARTS	13	166	3.48	1.10
24	3.79	178	24	ACQUIRING APPROPRIATE SOCIAL SKILLS FOR USE IN VARIOUS SITUATIONS	14	176	3.47	0.99
19	3.87	175	26	DEVELOPING PRODUCTING WORK RELATIONSHIPS WITH BOTH MEN AND WOMEN	15	176	3.47	1.08
21	3.82	176	8	LEARNING TO BE ADAPTABLE, TOLERANT, AND WILLING TO NEGOTIATE	16	175	3.44	1.05
18	3.88	176	30	UNDERSTANDING MYSELF, MY TALENTS, AND MY INTERESTS	17	177	3.44	1.08
4	4.01	177	20	DEVELOPING A SENSE OF PURPOSE, VALUE, AND MEANING FOR MY LIFE	18	175	3.41	1.15

**ACT COLLEGE OUTCOMES SURVEY (COS) SUMMARY REPORT**

08/17/12

PAGE 26

ROGERS STATE UNIVERSITY

CLAREMORE, OK

CODE 3420

**SUMMARY FOR SECTION II: COLLEGE OUTCOMES**

ITEM D: PERSONAL GROWTH AND COLLEGE CONTRIBUTION TOWARD ATTAINING OUTCOMES - COLLEGE CONTRIBUTION AVERAGES RANK ORDERED PAGE 2 OF 2

\*\*\* RANKED BY COLLEGE CONTRIBUTION \*\*\*

(5=VERY GREAT, 4=GREAT, 3=MODERATE [AVERAGE], 2=LITTLE, 1=NONE)

PERSONAL GROWTH SINCE ENTERING THIS COLLEGE =====					COLLEGE CONTRIBUTION =====			
RANK	AVG*	# FOR AVERAGE	ITEM NO.	ITEM TEXT	RANK	# FOR AVERAGE	AVG*	SD
22	3.81	177	3	INTERACTING WELL WITH PEOPLE FROM CULTURES OTHER THAN MY OWN	19	177	3.41	1.06
3	4.03	175	17	TAKING RESPONSIBILITY FOR MY OWN BEHAVIOR	20	174	3.39	1.20
28	3.67	169	10	BECOMING MORE AWARE OF GLOBAL AND INTERNATIONAL ISSUES AND EVENTS	21	169	3.37	1.09
26	3.74	175	29	CONSTRUCTIVELY EXPRESSING BOTH EMOTIONS AND IDEAS	22	173	3.34	1.06
27	3.68	168	35	BECOMING AMORE EFFECTIVE MEMBER IN A MULTI-CULTURAL SOCIETY	23	168	3.33	1.04
29	3.63	168	15	BECOMING SENSITIVE TO MORAL INJUSTICES AND WAYS OF AVOIDING/CORRECTING THEM	24	169	3.32	1.03
11	3.94	178	5	PREPARING TO COPE WITH CHANGES (E.G., IN CAREER, RELATIONSHIPS, LIFESTYLE)	25	178	3.31	1.10
30	3.60	170	14	RECOGNIZING MY RIGHTS, RESPONSIBILITIES, AND PRIVILEGES AS A CITIZEN	26	169	3.27	1.13
25	3.76	169	9	SEEKING AND CONVEYING THE SPIRIT OF TRUTH	27	163	3.23	1.10
14	3.93	175	19	CLARIFYING MY PERSONAL VALUES	28	171	3.22	1.06
35	3.37	166	12	BECOMING MORE AWARE OF LOCAL AND NATIONAL POLITICAL AND SOCIAL ISSUES	29	166	3.15	1.14
31	3.58	163	16	UNDERSTANDING RELIGIOUS VALUES THAT DIFFER FROM MY OWN	30	162	3.12	1.23
23	3.79	178	23	DEVELOPING MORE PRINCIPLES TO GUIDE MY ACTIONS AND DECISIONS	31	176	3.11	1.07
20	3.83	174	21	LEARNING HOW TO MANAGE FINANCES (PERSONAL, FAMILY, OR BUSINESS)	32	172	3.06	1.23
34	3.41	169	7	ACTIVELY PARTICIPATING IN VOLUNTEER WORK TO SUPPORT WORTHWHILE CAUSES	33	161	3.06	1.24
10	3.95	171	18	LEARNING HOW TO BECOME A MORE RESPONSIBLE FAMILY MEMBER	34	160	3.05	1.28
36	3.30	155	11	PREPARING MYSELF TO PARTICIPATE EFFECTIVELY IN THE ELECTORAL PROCESS	35	156	2.85	1.19
32	3.56	159	33	DEVELOPING MY RELIGIOUS VALUES	36	149	2.68	1.25

**ACT COLLEGE OUTCOMES SURVEY (COS) SUMMARY REPORT**

08/17/12

PAGE 27

ROGERS STATE UNIVERSITY

CLAREMORE, OK

CODE 3420

**SUMMARY FOR SECTION II: COLLEGE OUTCOMES**

ITEM D: COLLEGE CONTRIBUTION TOWARD ATTAINING OUTCOMES - FREQUENCIES AND PERCENTAGES      TOTAL SCANNED =      184      PAGE 1 OF 3

ITEM NO.	ITEM TEXT		VERY GREAT	GREAT	MODERATE (AVERAGE)	LITTLE	NONE	NOT APPLICABLE	BLANK
1	BECOMING AN EFFECTIVE TEAM OR GROUP MEMBER	N	33	56	65	20	3	3	4
		%	17.9	30.4	35.3	10.9	1.6	1.6	2.2
2	BECOMING MORE WILLING TO CONSIDER OPPOSING POINTS OF VIEW	N	34	65	62	16	2	1	4
		%	18.5	35.3	33.7	8.7	1.1	0.5	2.2
3	INTERACTING WELL WITH PEOPLE FROM CULTURES OTHER THAN MY OWN	N	30	53	60	27	7	3	4
		%	16.3	28.8	32.6	14.7	3.8	1.6	2.2
4	IMPROVING MY ABILITY TO RELATE TO OTHERS	N	35	60	60	20	4	1	4
		%	19.0	32.6	32.6	10.9	2.2	0.5	2.2
5	PREPARING TO COPE WITH CHANGES (E.G., IN CAREER, RELATIONSHIPS, LIFESTYLE)	N	28	48	66	24	12	2	4
		%	15.2	26.1	35.9	13.0	6.5	1.1	2.2
6	DEVELOPING LEADERSHIP SKILLS	N	47	56	47	23	6	1	4
		%	25.5	30.4	25.5	12.5	3.3	0.5	2.2
7	ACTIVELY PARTICIPATING IN VOLUNTEER WORK TO SUPPORT WORTHWHILE CAUSES	N	24	35	50	30	22	19	4
		%	13.0	19.0	27.2	16.3	12.0	10.3	2.2
8	LEARNING TO BE ADAPTABLE, TOLERANT, AND WILLING TO NEGOTIATE	N	29	58	56	25	7	5	4
		%	15.8	31.5	30.4	13.6	3.8	2.7	2.2
9	SEEKING AND CONVEYING THE SPIRIT OF TRUTH	N	24	36	70	19	14	16	5
		%	13.0	19.6	38.0	10.3	7.6	8.7	2.7
10	BECOMING MORE AWARE OF GLOBAL AND INTERNATIONAL ISSUES AND EVENTS	N	26	53	58	21	11	11	4
		%	14.1	28.8	31.5	11.4	6.0	6.0	2.2
11	PREPARING MYSELF TO PARTICIPATE EFFECTIVELY IN THE ELECTORAL PROCESS	N	17	26	53	37	23	23	5
		%	9.2	14.1	28.8	20.1	12.5	12.5	2.7
12	BECOMING MORE AWARE OF LOCAL AND NATIONAL POLITICAL AND SOCIAL ISSUES	N	24	40	49	43	10	13	5
		%	13.0	21.7	26.6	23.4	5.4	7.1	2.7

**ACT COLLEGE OUTCOMES SURVEY (COS) SUMMARY REPORT**

08/17/12

PAGE 28

ROGERS STATE UNIVERSITY

CLAREMORE, OK

CODE 3420

**SUMMARY FOR SECTION II: COLLEGE OUTCOMES**

ITEM D: COLLEGE CONTRIBUTION TOWARD ATTAINING OUTCOMES - FREQUENCIES AND PERCENTAGES      TOTAL SCANNED =      184      PAGE 2 OF 3

ITEM NO.	ITEM TEXT		VERY GREAT	GREAT	MODERATE (AVERAGE)	LITTLE	NONE	NOT APPLICABLE	BLANK
13	GAINING INSIGHT INTO HUMAN NATURE THROUGH LITERATURE, HISTORY, AND THE ARTS	N %	33 17.9	53 28.8	47 25.5	26 14.1	7 3.8	13 7.1	5 2.7
14	RECOGNIZING MY RIGHTS, RESPONSIBILITIES, AND PRIVILEGES AS A CITIZEN	N %	28 15.2	41 22.3	59 32.1	30 16.3	11 6.0	11 6.0	4 2.2
15	BECOMING SENSITIVE TO MORAL INJUSTICES AND WAYS OF AVOIDING OR CORRECTING THEM	N %	25 13.6	46 25.0	61 33.2	32 17.4	5 2.7	11 6.0	4 2.2
16	UNDERSTANDING RELIGIOUS VALUES THAT DIFFER FROM MY OWN	N %	28 15.2	32 17.4	52 28.3	32 17.4	18 9.8	18 9.8	4 2.2
17	TAKING RESPONSIBILITY FOR MY OWN BEHAVIOR	N %	42 22.8	33 17.9	63 34.2	23 12.5	13 7.1	6 3.3	4 2.2
18	LEARNING HOW TO BECOME A MORE RESPONSIBLE FAMILY MEMBER	N %	29 15.8	27 14.7	48 26.1	35 19.0	21 11.4	20 10.9	4 2.2
19	CLARIFYING MY PERSONAL VALUES	N %	23 12.5	43 23.4	62 33.7	35 19.0	8 4.3	9 4.9	4 2.2
20	DEVELOPING A SENSE OF PURPOSE, VALUE, AND MEANING FOR MY LIFE	N %	38 20.7	43 23.4	57 31.0	27 14.7	10 5.4	5 2.7	4 2.2
21	LEARNING HOW TO MANAGE FINANCES (PERSONAL, FAMILY, OR BUSINESS)	N %	26 14.1	35 19.0	57 31.0	32 17.4	22 12.0	7 3.8	5 2.7
22	DEALING FAIRLY WITH A WIDE RANGE OF PEOPLE	N %	42 22.8	47 25.5	64 34.8	19 10.3	6 3.3	2 1.1	4 2.2
23	DEVELOPING MORAL PRINCIPLES TO GUIDE MY ACTIONS AND DECISIONS	N %	19 10.3	43 23.4	64 34.8	38 20.7	12 6.5	4 2.2	4 2.2
24	ACQUIRING APPROPRIATE SOCIAL SKILLS FOR USE IN VARIOUS SITUATIONS	N %	28 15.2	59 32.1	61 33.2	24 13.0	4 2.2	4 2.2	4 2.2

**ACT COLLEGE OUTCOMES SURVEY (COS) SUMMARY REPORT**

08/17/12

PAGE 29

ROGERS STATE UNIVERSITY

CLAREMORE, OK

CODE 3420

**SUMMARY FOR SECTION II: COLLEGE OUTCOMES**

ITEM D: COLLEGE CONTRIBUTION TOWARD ATTAINING OUTCOMES - FREQUENCIES AND PERCENTAGES      TOTAL SCANNED =      184      PAGE 3 OF 3

ITEM NO.	ITEM TEXT		VERY GREAT	GREAT	MODERATE (AVERAGE)	LITTLE	NONE	NOT APPLICABLE	BLANK
25	BECOMING ACADEMICALLY COMPETENT	N	59	62	47	8	1	3	4
		%	32.1	33.7	25.5	4.3	0.5	1.6	2.2
26	DEVELOPING PRODUCTIVE WORK RELATIONSHIPS WITH BOTH MEN AND WOMEN	N	32	59	54	22	9	4	4
		%	17.4	32.1	29.3	12.0	4.9	2.2	2.2
27	INCREASING MY INTELLECTUAL CURIOSITY	N	47	64	45	19	3	2	4
		%	25.5	34.8	24.5	10.3	1.6	1.1	2.2
28	SETTING LONG-TERM OR "LIFE" GOALS	N	34	53	60	24	6	3	4
		%	18.5	28.8	32.6	13.0	3.3	1.6	2.2
29	CONSTRUCTIVELY EXPRESSING BOTH EMOTIONS AND IDEAS	N	27	46	68	23	9	7	4
		%	14.7	25.0	37.0	12.5	4.9	3.8	2.2
30	UNDERSTANDING MYSELF, MY TALENTS, AND MY INTERESTS	N	35	47	62	26	7	3	4
		%	19.0	25.5	33.7	14.1	3.8	1.6	2.2
31	DEVELOPING SELF-CONFIDENCE	N	36	56	57	21	4	6	4
		%	19.6	30.4	31.0	11.4	2.2	3.3	2.2
32	BECOMING MORE WILLING TO CHANGE AND LEARN NEW THINGS	N	36	54	66	15	5	2	6
		%	19.6	29.3	35.9	8.2	2.7	1.1	3.3
33	DEVELOPING MY RELIGIOUS VALUES	N	16	20	46	34	33	31	4
		%	8.7	10.9	25.0	18.5	17.9	16.8	2.2
34	IMPROVING MY ABILITY TO STAY WITH PROJECTS UNTIL THEY ARE FINISHED	N	37	57	64	14	6	2	4
		%	20.1	31.0	34.8	7.6	3.3	1.1	2.2
35	BECOMING A MORE EFFECTIVE MEMBER IN A MULTI- CULTURAL SOCIETY	N	25	46	63	27	7	12	4
		%	13.6	25.0	34.2	14.7	3.8	6.5	2.2
36	ACQUIRING A WELL-ROUNDED GENERAL EDUCATION	N	68	60	40	10	0	2	4
		%	37.0	32.6	21.7	5.4	0.0	1.1	2.2

**ACT COLLEGE OUTCOMES SURVEY (COS) SUMMARY REPORT**

08/17/12

PAGE 30

ROGERS STATE UNIVERSITY

CLAREMORE, OK

CODE 3420

**SUMMARY FOR SECTION III: SATISFACTION WITH GIVEN ASPECTS OF THIS COLLEGE**

SATISFACTION AVERAGES RANK ORDERED

PAGE 1 OF 2

(5=VERY SATISFIED, 4=SATISFIED, 3=NEUTRAL, 2=DISSATISFIED, 1=VERY DISSATISFIED)

RANK	# FOR AVERAGE	SATISFACTION AVERAGE*	SD	ITEM NO.	ITEM TEXT
1	177	4.22	0.75	9	CLASS SIZE
2	181	4.19	0.88	39	THIS COLLEGE IN GENERAL
3	168	4.11	0.89	36	LIBRARY/LEARNING RESOURCES CENTER SERVICES
4	147	4.10	0.86	20	COLLEGE RESPONSE TO NONTRADITIONAL STUDENTS (E.G., OLDER, PART-TIME)
5	181	4.09	0.82	1	FACULTY RESPECT FOR STUDENTS
6	168	4.02	0.90	34	STUDENT ACCESS TO COMPUTER FACILITIES AND SERVICES
7	182	4.00	0.99	6	QUALITY OF MY PROGRAM OF STUDY
8	150	3.96	0.86	19	PERSONAL SECURITY/SAFETY ON CAMPUS
9	182	3.89	0.88	2	QUALITY OF INSTRUCTION
10	115	3.88	0.84	18	FREEDOM FROM HARASSMENT ON CAMPUS
11	160	3.88	0.77	21	RULES GOVERNING STUDENT CONDUCT
12	176	3.87	1.01	3	AVAILABILITY OF FACULTY FOR OFFICE APPOINTMENTS
13	146	3.84	0.85	23	CAMPUS ATMOSPHERE OF ETHNIC, POLITICAL, AND RELIGIOUS UNDERSTANDING
14	181	3.81	0.99	4	CONCERN FOR ME AS AN INDIVIDUAL
15	134	3.81	1.19	37	TRANSFER OF COURSE CREDITS FROM OTHER COLLEGES TO THIS COLLEGE
16	118	3.80	0.99	35	DEVELOPMENTAL, REMEDIAL, AND TUTORIAL SERVICES, INCLUDING WRITING LABS, MATH LABS
17	105	3.79	0.82	22	COLLEGE RESPONSE TO STUDENTS WITH SPECIAL NEEDS (E.G., DISABLED, HANDICAPPED)
18	166	3.79	0.96	8	MY SENSE OF BELONGING ON THIS CAMPUS
19	108	3.79	0.88	16	STUDENT HEALTH/WELLNESS SERVICES
20	152	3.76	0.98	25	OPPORTUNITIES FOR INVOLVEMENT IN CAMPUS ACTIVITIES

**ACT COLLEGE OUTCOMES SURVEY (COS) SUMMARY REPORT**

08/17/12

PAGE 31

ROGERS STATE UNIVERSITY

CLAREMORE, OK

CODE 3420

**SUMMARY FOR SECTION III: SATISFACTION WITH GIVEN ASPECTS OF THIS COLLEGE**

SATISFACTION AVERAGES RANK ORDERED

PAGE 2 OF 2

(5=VERY SATISFIED, 4=SATISFIED, 3=NEUTRAL, 2=DISSATISFIED, 1=VERY DISSATISFIED)

RANK	# FOR AVERAGE	SATISFACTION AVERAGE*	SD	ITEM NO.	ITEM TEXT
21	136	3.76	0.87	24	COLLEGE SOCIAL ACTIVITIES
22	153	3.74	0.96	5	INFORMAL CONTACT WITH FACULTY IN NON-ACADEMIC SETTINGS
23	158	3.70	1.12	32	FINANCIAL AID SERVICES
24	178	3.65	1.11	38	VARIETY OF COURSES OFFERED
25	180	3.64	1.08	10	FLEXIBLE DEGREE REQUIREMENTS
26	132	3.62	1.01	27	CAREER PLANNING SERVICES
27	113	3.59	0.92	33	NEW STUDENT PLACEMENT IN READING/WRITING, MATH COURSES
28	181	3.58	1.21	7	QUALITY OF ACADEMIC ADVISING
29	84	3.57	0.88	12	STUDENT MENTAL HEALTH SERVICES
30	114	3.56	0.88	26	RECREATIONAL AND INTRAMURAL PROGRAMS
31	66	3.55	0.97	14	VETERANS SERVICES
32	110	3.55	0.94	31	NEW STUDENT ORIENTATION SERVICES
33	96	3.52	0.95	30	PERSONAL COUNSELING SERVICES(E.G.,RESOLVING PERSONAL PROBLEMS)
34	79	3.49	0.91	13	RESIDENCE HALL SERVICES AND PROGRAMS
35	125	3.43	1.02	28	PRACTICAL WORK EXPERIENCES OFFERED IN AREAS RELATED TO MY MAJOR
36	75	3.39	0.96	11	SERVICES FOR VICTIMS OF CRIME AND HARASSMENT
37	58	3.34	0.80	15	LANGUAGE DEVELOPMENT SERVICES FOR STUDENTS WHOSE FIRST LANGUAGE IS NOT ENGLISH
38	65	3.31	0.91	17	CAMPUS AIDS EDUCATION PROGRAM
39	121	3.23	1.16	29	JOB PLACEMENT SERVICES(E.G., OPPORTUNITIES TO LINK WITH EMPLOYERS)

**ACT COLLEGE OUTCOMES SURVEY (COS) SUMMARY REPORT**

08/17/12

PAGE 32

ROGERS STATE UNIVERSITY

CLAREMORE, OK

CODE 3420

**SUMMARY FOR SECTION III: SATISFACTION WITH GIVEN ASPECTS OF THIS COLLEGE**

SATISFACTION PERCENTAGES AND FREQUENCIES

TOTAL SCANNED = 184

PAGE 1 OF 3

ITEM NO.	ITEM TEXT		VERY SATISFIED	SATISFIED	NEUTRAL	DIS-SATISFIED	VERY DIS-SATISFIED	NOT APPLICABLE	BLANK
1	FACULTY RESPECT FOR STUDENTS	N	55	97	23	2	4	1	2
		%	29.9	52.7	12.5	1.1	2.2	0.5	1.1
2	QUALITY OF INSTRUCTION	N	39	102	27	10	4	0	2
		%	21.2	55.4	14.7	5.4	2.2	0.0	1.1
3	AVAILABILITY OF FACULTY FOR OFFICE APPOINTMENTS	N	53	69	36	14	4	6	2
		%	28.8	37.5	19.6	7.6	2.2	3.3	1.1
4	CONCERN FOR ME AS AN INDIVIDUAL	N	48	72	44	12	5	1	2
		%	26.1	39.1	23.9	6.5	2.7	0.5	1.1
5	INFORMAL CONTACT WITH FACULTY IN NON-ACADEMIC SETTINGS	N	39	50	51	11	2	28	3
		%	21.2	27.2	27.7	6.0	1.1	15.2	1.6
6	QUALITY OF MY PROGRAM OF STUDY	N	60	87	15	15	5	0	2
		%	32.6	47.3	8.2	8.2	2.7	0.0	1.1
7	QUALITY OF ACADEMIC ADVISING	N	46	64	33	25	13	1	2
		%	25.0	34.8	17.9	13.6	7.1	0.5	1.1
8	MY SENSE OF BELONGING ON THIS CAMPUS	N	44	59	50	10	3	16	2
		%	23.9	32.1	27.2	5.4	1.6	8.7	1.1
9	CLASS SIZE	N	69	82	23	2	1	5	2
		%	37.5	44.6	12.5	1.1	0.5	2.7	1.1
10	FLEXIBLE DEGREE REQUIREMENTS	N	39	72	44	15	10	1	3
		%	21.2	39.1	23.9	8.2	5.4	0.5	1.6
11	SERVICES FOR VICTIMS OF CRIME AND HARASSMENT	N	12	15	42	2	4	107	2
		%	6.5	8.2	22.8	1.1	2.2	58.2	1.1
12	STUDENT MENTAL HEALTH SERVICES	N	15	23	43	1	2	97	3
		%	8.2	12.5	23.4	0.5	1.1	52.7	1.6
13	RESIDENCE HALL SERVICES AND PROGRAMS	N	14	18	42	3	2	103	2
		%	7.6	9.8	22.8	1.6	1.1	56.0	1.1

**ACT COLLEGE OUTCOMES SURVEY (COS) SUMMARY REPORT**

08/17/12

PAGE 33

ROGERS STATE UNIVERSITY

CLAREMORE, OK

CODE 3420

**SUMMARY FOR SECTION III: SATISFACTION WITH GIVEN ASPECTS OF THIS COLLEGE**

SATISFACTION PERCENTAGES AND FREQUENCIES

TOTAL SCANNED = 184

PAGE 2 OF 3

ITEM NO.	ITEM TEXT		VERY SATISFIED	SATISFIED	NEUTRAL	DIS-SATISFIED	VERY DIS-SATISFIED	NOT APPLICABLE	BLANK
14	VETERANS SERVICES	N	13	17	32	1	3	115	3
		%	7.1	9.2	17.4	0.5	1.6	62.5	1.6
15	LANGUAGE DEVELOPMENT SERVICES FOR STUDENTS WHOSE FIRST LANGUAGE IS NOT ENGLISH	N	6	12	38	0	2	124	2
		%	3.3	6.5	20.7	0.0	1.1	67.4	1.1
16	STUDENT HEALTH/WEELLNESS SERVICES	N	25	41	38	2	2	74	2
		%	13.6	22.3	20.7	1.1	1.1	40.2	1.1
17	CAMPUS AIDS EDUCATION PROGRAM	N	8	13	38	3	3	117	2
		%	4.3	7.1	20.7	1.6	1.6	63.6	1.1
18	FREEDOM FROM HARASSMENT ON CAMPUS	N	28	49	36	0	2	67	2
		%	15.2	26.6	19.6	0.0	1.1	36.4	1.1
19	PERSONAL SECURITY/SAFETY ON CAMPUS	N	41	71	32	3	3	32	2
		%	22.3	38.6	17.4	1.6	1.6	17.4	1.1
20	COLLEGE RESPONSE TO NONTRADITIONAL STUDENTS (E.G., OLDER, PART-TIME)	N	53	63	24	6	1	34	3
		%	28.8	34.2	13.0	3.3	0.5	18.5	1.6
21	RULES GOVERNING STUDENT CONDUCT	N	33	79	44	3	1	22	2
		%	17.9	42.9	23.9	1.6	0.5	12.0	1.1
22	COLLEGE RESPONSE TO STUDENTS WITH SPECIAL NEEDS (E.G., DISABLED, HANDICAPPED)	N	22	43	37	2	1	77	2
		%	12.0	23.4	20.1	1.1	0.5	41.8	1.1
23	CAMPUS ATMOSPHERE OF ETHNIC, POLITICAL, AND RELIGIOUS UNDERSTANDING	N	34	62	43	6	1	36	2
		%	18.5	33.7	23.4	3.3	0.5	19.6	1.1
24	COLLEGE SOCIAL ACTIVITIES	N	28	56	45	5	2	46	2
		%	15.2	30.4	24.5	2.7	1.1	25.0	1.1
25	OPPORTUNITIES FOR INVOLVEMENT IN CAMPUS ACTIVITIES	N	37	61	38	13	3	29	3
		%	20.1	33.2	20.7	7.1	1.6	15.8	1.6
26	RECREATIONAL AND INTRAMURAL PROGRAMS	N	17	41	47	7	2	66	4
		%	9.2	22.3	25.5	3.8	1.1	35.9	2.2

**ACT COLLEGE OUTCOMES SURVEY (COS) SUMMARY REPORT**

08/17/12

PAGE 34

ROGERS STATE UNIVERSITY

CLAREMORE, OK

CODE 3420

**SUMMARY FOR SECTION III: SATISFACTION WITH GIVEN ASPECTS OF THIS COLLEGE**

SATISFACTION PERCENTAGES AND FREQUENCIES

TOTAL SCANNED = 184

PAGE 3 OF 3

ITEM NO.	ITEM TEXT		VERY SATISFIED	SATISFIED	NEUTRAL	DIS-SATISFIED	VERY DIS-SATISFIED	NOT APPLICABLE	BLANK
27	CAREER PLANNING SERVICES	N	27	47	45	7	6	50	2
		%	14.7	25.5	24.5	3.8	3.3	27.2	1.1
28	PRACTICAL WORK EXPERIENCES OFFERED IN AREAS RELATED TO MY MAJOR	N	21	35	52	11	6	57	2
		%	11.4	19.0	28.3	6.0	3.3	31.0	1.1
29	JOB PLACEMENT SERVICES (E.G., OPPORTUNITIES TO LINK WITH EMPLOYERS)	N	20	26	49	14	12	61	2
		%	10.9	14.1	26.6	7.6	6.5	33.2	1.1
30	PERSONAL COUNSELING SERVICES (E.G., RESOLVING PERSONAL PROBLEMS)	N	17	27	44	5	3	85	3
		%	9.2	14.7	23.9	2.7	1.6	46.2	1.6
31	NEW STUDENT ORIENTATION SERVICES	N	17	41	40	9	3	70	4
		%	9.2	22.3	21.7	4.9	1.6	38.0	2.2
32	FINANCIAL AID SERVICES	N	38	69	25	17	9	24	2
		%	20.7	37.5	13.6	9.2	4.9	13.0	1.1
33	NEW STUDENT PLACEMENT IN READING/WRITING, MATH COURSES	N	19	41	44	6	3	66	5
		%	10.3	22.3	23.9	3.3	1.6	35.9	2.7
34	STUDENT ACCESS TO COMPUTER FACILITIES AND SERVICES	N	53	79	24	10	2	13	3
		%	28.8	42.9	13.0	5.4	1.1	7.1	1.6
35	DEVELOPMENTAL, REMEDIAL, AND TUTORIAL SERVICES, INCLUDING WRITING LABS, MATH LABS	N	29	52	24	10	3	64	2
		%	15.8	28.3	13.0	5.4	1.6	34.8	1.1
36	LIBRARY/LEARNING RESOURCES CENTER SERVICES	N	62	73	25	5	3	14	2
		%	33.7	39.7	13.6	2.7	1.6	7.6	1.1
37	TRANSFER OF COURSE CREDITS FROM OTHER COLLEGES TO THIS COLLEGE	N	44	50	20	10	10	47	3
		%	23.9	27.2	10.9	5.4	5.4	25.5	1.6
38	VARIETY OF COURSES OFFERED	N	44	64	41	21	8	3	3
		%	23.9	34.8	22.3	11.4	4.3	1.6	1.6
39	THIS COLLEGE IN GENERAL	N	74	80	17	7	3	0	3
		%	40.2	43.5	9.2	3.8	1.6	0.0	1.6

**ACT COLLEGE OUTCOMES SURVEY (COS) SUMMARY REPORT**

08/17/12

PAGE 35

ROGERS STATE UNIVERSITY

CLAREMORE, OK

CODE 3420

**SUMMARY FOR SECTION IV: YOUR EXPERIENCES AT THIS COLLEGE**

ITEM A: COLLEGE CONTRIBUTION TO GROWTH AND PREPARATION - CONTRIBUTION AVERAGES RANK ORDERED

\*\*\* RANKED BY CONTRIBUTION \*\*\*

(5=VERY GREAT, 4=GREAT, 3=MODERATE, 2=LITTLE, 1=NONE)

RANK	# FOR AVERAGE	GROWTH/PREP AVERAGE*	SD	ITEM NO.	ITEM TEXT
1	184	4.09	0.77	1	INTELLECTUAL GROWTH (ACQUIRING KNOWLEDGE, SKILLS, IDEAS, CONCEPTS, ANALYTICAL THINKING)
2	184	3.90	0.94	4	PREPARATION FOR FURTHER STUDY
3	184	3.84	0.94	2	PERSONAL GROWTH (DEVELOPING SELF-UNDERSTANDING, SELF-DISCIPLINE, AND MATURE ATTITUDES, VALUES, AND GOALS)
4	184	3.82	0.91	5	PREPARATION FOR CAREER
5	184	3.77	0.92	3	SOCIAL GROWTH (UNDERSTANDING OTHERS AND THEIR VIEWS, ADAPTING SUCCESSFULLY TO A VARIETY OF SOCIAL SITUATIONS)

**ACT COLLEGE OUTCOMES SURVEY (COS) SUMMARY REPORT**

08/17/12

PAGE 36

ROGERS STATE UNIVERSITY

CLAREMORE, OK

CODE 3420

**SUMMARY FOR SECTION IV: YOUR EXPERIENCES AT THIS COLLEGE**

ITEM A: COLLEGE CONTRIBUTION TO GROWTH AND PREPARATION - FREQUENCIES AND PERCENTAGES

TOTAL SCANNED = 184

ITEM NO.	ITEM TEXT		VERY GREAT	GREAT	MODERATE	LITTLE	NONE	BLANK
1	INTELLECTUAL GROWTH: ACQUIRING KNOWLEDGE, SKILLS, IDEAS, CONCEPTS, ANALYTICAL THINKING	N	58	90	32	3	1	0
		%	31.5	48.9	17.4	1.6	0.5	0.0
2	PERSONAL GROWTH: DEVELOPING SELF-UNDERSTANDING, SELF- DISCIPLINE, AND MATURE ATTITUDES, VALUES, AND GOALS	N	47	79	42	13	3	0
		%	25.5	42.9	22.8	7.1	1.6	0.0
3	SOCIAL GROWTH: UNDERSTANDING OTHERS AND THEIR VIEWS, ADAPTING SUCCESSFULLY TO A VARIETY OF SOCIAL SITUATIONS	N	41	79	47	15	2	0
		%	22.3	42.9	25.5	8.2	1.1	0.0
4	PREPARATION FOR FURTHER STUDY	N	53	76	41	11	3	0
		%	28.8	41.3	22.3	6.0	1.6	0.0
5	PREPARATION FOR CAREER	N	44	79	46	13	2	0
		%	23.9	42.9	25.0	7.1	1.1	0.0

**ACT COLLEGE OUTCOMES SURVEY (COS) SUMMARY REPORT**

08/17/12

PAGE 37

ROGERS STATE UNIVERSITY

CLAREMORE, OK

CODE 3420

**SUMMARY FOR SECTION IV: YOUR EXPERIENCES AT THIS COLLEGE**

ITEM B: CUMULATIVE GRADE POINT AVERAGE

=====

	OVERALL COLLEGE GPA			GPA FOR FEMALES			GPA FOR MALES		
	N	% W BL	% W/O BL	N	% W BL	% W/O BL	N	% W BL	% W/O BL
A- TO A (3.50-4.00)	49	26.6	27.7	37	28.9	29.8	12	21.4	22.6
B TO A- (3.00-3.49)	56	30.4	31.6	38	29.7	30.6	18	32.1	34.0
B- TO B (2.50-2.99)	47	25.5	26.6	34	26.6	27.4	13	23.2	24.5
C TO B- (2.00-2.49)	21	11.4	11.9	12	9.4	9.7	9	16.1	17.0
C- TO C (1.50-1.99)	4	2.2	2.3	3	2.3	2.4	1	1.8	1.9
D TO C- (1.00-1.49)	0	0.0	0.0	0	0.0	0.0	0	0.0	0.0
BELOW D (0.00-0.99)	0	0.0	0.0	0	0.0	0.0	0	0.0	0.0
DOES NOT APPLY	0	0.0	0.0	0	0.0	0.0	0	0.0	0.0
BLANK	7	3.8	N/A	4	3.1	N/A	3	5.4	N/A
TOTAL	184	100.0	100.0	128	100.0	100.0	56	100.0	100.0