

COLLEGE OUTCOMES SURVEY

Fall 2011

ROGERS STATE UNIVERSITY

Claremore, Oklahoma

Office of Accountability and Academics



College Outcomes Survey

Rogers State University is committed to improving its services to students and departments. To this end, RSU seeks information from its graduates regarding their college experience. The *ACT College Outcomes Survey*¹ was selected in 2010 to assess the importance of, progress toward, and university contribution to a variety of college outcomes. Additionally, student satisfaction with university programs and services was assessed, evaluating student perceptions in the following areas:

- Importance to attain outcomes
- Progress made toward attaining outcomes
- Views of required courses outside of major
- Agreement with statements about this college
- Personal growth since entering college
- College contribution to growth

Methodology

Surveys were mailed to 554 students applying for graduation during 2010-2011. A letter from the Registrar's Office accompanied the survey to inform impending graduates of RSU graduation requirements and protocols. A total of 192 surveys was returned for a 35% response rate. Participation was voluntary with no compensation.

Survey respondents were representative of the larger RSU impending graduate population in terms of gender, ethnicity, and race. Seventy percent of respondents were female, compared to 67% of females in the impending graduate population. Two percent of respondents were of Hispanic ethnicity with 4% of impending graduates reporting Hispanic ethnicity. RSU's mainframe database contains race and ethnicity data for this population collected using pre-2010 IPEDS standard with ethnicity and race combined, and the multi-racial student population was primarily Caucasian and Native American. Caucasian respondents (72%) and Native American respondents (24%) represented 96% of all respondents. African American respondents (2%) also paralleled the graduate population.

Nearly half (48%) of respondents were under age 25 compared to 39% of graduates in this age range. Higher participation rates among younger respondents also resulted in the *College Outcomes Survey* normative results. A total of 41% of respondents was completing a Bachelor's degree and 45% were completing an Associate degree, with 14% ultimately not completing their degree during the period. Nearly one-quarter (23%) of impending graduates re-enrolled at RSU in the next academic year. In addition to the 14% continuing enrollment to complete degree requirements, student persistence was

¹ http://www.act.org/ess/survey_college_four.html

also due to Associate degree-seeking students who continued on in baccalaureate programs. These students were represented among the participants as well.

Graduate Demographics

2010-11 Impending Graduate Population Demographics		
GENDER	Number	Percent
Female	372	67.2%
Male	182	32.9%
Total	554	100%
RACE and ETHNICITY	Number	Percent
Non-Resident Alien	7	1.3%
Hispanic	20	3.6%
American Indian/Alaska Native	71	12.8%
Asian/Hawaiian	4	0.7%
Black/African American	10	1.8%
White/Caucasian	348	62.8%
Multi-racial	94	17.0%
Total	554	100%
AGE	Number	Percent
19 or Under	0	0 %
20	5	0.9%
21	26	4.7%
22	42	7.6%
23	72	13.0%
24	73	13.2%
25 TO 29	125	22.6%
30 TO 39	113	20.4%
40 TO 49	60	10.8%
50 TO 59	35	6.3%
60 or Over	3	0.5%
Blank	0	0%
Total	554	100%
DEGREE AWARDED	Number	Percent
Baccalaureate	229	41.3%
Associate in Arts or Science	155	28.0%
Associate in Applied Science	88	15.9%
Not Awarded This Period	82	14.0%
Total	554	100%

Findings

Mean item scores were reported for RSU, and national norms were provided as a benchmark. All items were rated on a five-point Likert-type scale with “5” representing strongest positive affect and “1” representing strongest negative affect. Data are summarized in the accompanying report presenting the top five and bottom five items for RSU in each of the six scale dimensions. Further, satisfaction with individual aspects of the institution are highlighted using an item gap analysis.

Comparing student perceptions of *progress toward attaining outcomes* with national norms, RSU's top five items exceeded the national norm and ranged from 4.05 to 4.14. These items include:

- #3. Learning to think and reason
- #2. Developing problem-solving skills
- #14. Acquiring knowledge and skills needed for a career
- #11. Listening to and understanding what others say
- #5. Thinking objectively about beliefs, attitudes, and values

No RSU item mean was at or below the mid-point of 3.0 (neutral opinion). The five items with the lowest means ranged from 3.16 to 3.48, and four of the five lowest item means were above the national norm, with item #19 (3.30) as the exception. These items are as follows:

- #23. Learning principles for conserving/improving the global environment
- #19. Learning principles for improving physical/mental health
- #26. Understanding/applying math concepts/statistical reasoning
- #16. Appreciating the fine arts/music/literature/humanities
- #25. Learning about the role of science/technology in society

In analyzing item gaps between RSU and national norms, the largest positive differences are as follows:

Item #	Item	RSU Average	National Norms Average	Difference
#19	Personal security/safety on campus	4.06	3.77	.30
#18	Freedom from harassment on campus	4.01	3.75	.26
#22	College response to students with special needs	4.05	3.79	.26
#21	Rules governing student conduct	3.92	3.67	.25
#36	Library/Learning resources center services	4.18	3.93	.24

Alternatively, the largest negative differences between RSU and national norms are:

Item #	Item	RSU Average	National Norms Average	Difference
#4	Concern for me as an individual	3.82	3.95	-.13
#28	Practical work experiences offered in areas related to my major	3.47	3.58	-.11
#31	New student orientation services	3.67	3.78	-.10
#3	Availability of faculty for office appointments	3.93	4.03	-.09
#5	Informal contact with faculty in non-academic settings	3.79	3.87	-.08

High agreement was also achieved for the following items, suggesting strong alignment with the University mission.

- #8. I am proud of my accomplishments at this college.
- #5. This college is equally supportive of women and men.
- #1. This college has helped me meet the goals I came here to achieve.
- #7. This college is equally supportive of all racial/ethnic groups.
- #5. I would recommend this college to others.

Results indicate that RSU students believe they have made progress toward attaining their college goals, have positive perceptions of the required courses outside of their majors, have experienced personal growth since entering RSU, are proud of their accomplishments at RSU, and would recommend the University to others. These results will be used to inform faculty, staff and administrators in strategic planning activities in academic and non-academic services.

Contact Information

Dr. Mary Millikin
Assistant Vice President
mmillikin@rsu.edu
(918) 343-7615

Michelle Canan
Research Analyst
mcanan@rsu.edu
(918) 343-7615

Suggested Citation

Office of Accountability and Academics, Rogers State University (2011). *ACT ESS College Outcomes Survey (COS)*. Iowa City, IA: Office of Accountability and Academics, Rogers State University.

ESS

The ACT Evaluation/Survey Service
For Educational Institutions and Agencies

ACT™

College Outcomes Survey (4-Year) Graphics Report
for
ROGERS STATE UNIVERSITY
Code: 3420

Prepared by ACT Survey Research Services
August 23, 2011

College Outcomes Survey (4-Year) Graphics Report
For
ROGERS STATE UNIVERSITY

Prepared by ACT Survey Research Services
08/23/11

This report contains pie charts and bar graphs for selected items for your college and for a national normative sample. For all Likert scale items (e.g., 5-point Satisfaction scale), data are displayed for your institution's top and bottom five items as well as the five items with the greatest and least differences for your institution in comparison with national normative data. Please note percentages may not add to 100 due to the effect of rounding.

*The "National Norms" used in this report are based on 20,382 student records from 38 **4-year postsecondary** institutions that administered the ACT College Outcomes Survey between July 1, 2005 and June 30, 2010. Normative data of this type are often referred to as "user norms" because they simply represent a composite of the data obtained by a number of institutions that administered the instrument during a particular period of time. See the "Normative Data Report" for the College Outcomes Survey for more information concerning the nature of the national norms sample.*

See the following contact information by related topic for further details or assistance.

Ordering Surveys

ESS Customer Service
319/337-1893 (fax) 319/337-1467

Survey Scanning and Reporting

ESS Production Services
319/337-1186 (fax) 319/337-1578

Discussing research related issues (e.g., sampling, subgroup selection, item construction, etc.), survey administration, specialized services and materials

Survey Research Services
319/337-1098 (fax) 319/341-2650

Using report results for accreditation, outcomes assessment, and effectiveness measures

Educational Services
800/294-7027
outcomes@act.org

<http://www.act.org/ess/>

ACT
500 ACT Drive
P.O. Box 168
Iowa City, IA 52243-0168

Table of Contents

<i>Section I, Item C: Age</i>	<i>1</i>
<i>Section I, Item F: Sex</i>	<i>2</i>
<i>Section I, Item G: Hispanic Ethnicity</i>	<i>3</i>
<i>Section I, Item H: Race</i>	<i>4</i>
<i>Section I, Item K: Enrollment Plans for Next Academic Year</i>	<i>5</i>
<i>Section I, Item L: Educational Degree Now Pursuing</i>	<i>6</i>
<i>Section II, College Outcomes, A: Importance to Attain Outcomes: Top & Bottom 5 Items</i>	<i>7</i>
<i>Section II, College Outcomes, A: Progress Made Toward Attaining Outcomes: Top/Btm 5 Items</i> ...	<i>8</i>
<i>Section II, College Outcomes, B: Views of Required Courses Outside of Major</i>	<i>9</i>
<i>Section II, College Outcomes, C: Agreement with Statements about this College</i>	<i>10</i>
<i>Section II, College Outcomes, D: Personal Growth: Top & Bottom 5 Items</i>	<i>11</i>
<i>Section II, College Outcomes, D: College Contribution: Top & Bottom 5 Items</i>	<i>12</i>
<i>Section III, Satisfaction with Aspects of this College: Top & Bottom 5 Items</i>	<i>13</i>
<i>Section III, Satisfaction with Aspects of this College: Largest Positive/Negative Differences</i>	<i>14</i>

ROGERS STATE UNIVERSITY

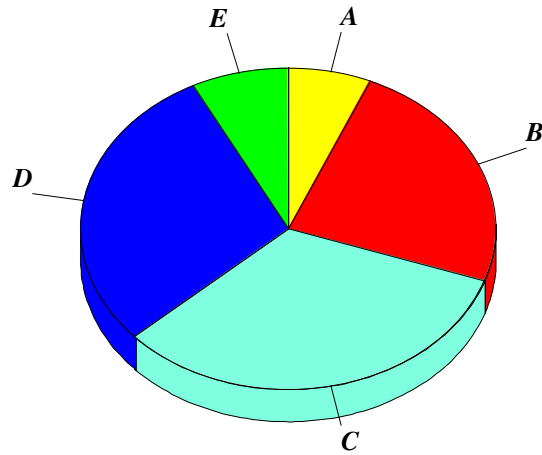


Figure 1. Section I - Background Information, Item C: Age

Age	Your Institution %	National Norms %
19 or Under	1.6	6.4
20	4.9	5.0
21	6.5	15.3
22	17.3	21.4
23	11.9	12.0
24	5.4	6.7
25 to 29	15.7	13.9
30 to 39	20.5	10.5
40 to 49	8.6	5.8
50 to 59	7.0	2.1
60 or Over	.5	.7
A. <=20	6.5	11.4
B. 21-22	23.8	36.7
C. 23-29	33.0	32.7
D. 30-49	29.2	16.3
E. >=50	7.6	2.8

ROGERS STATE UNIVERSITY

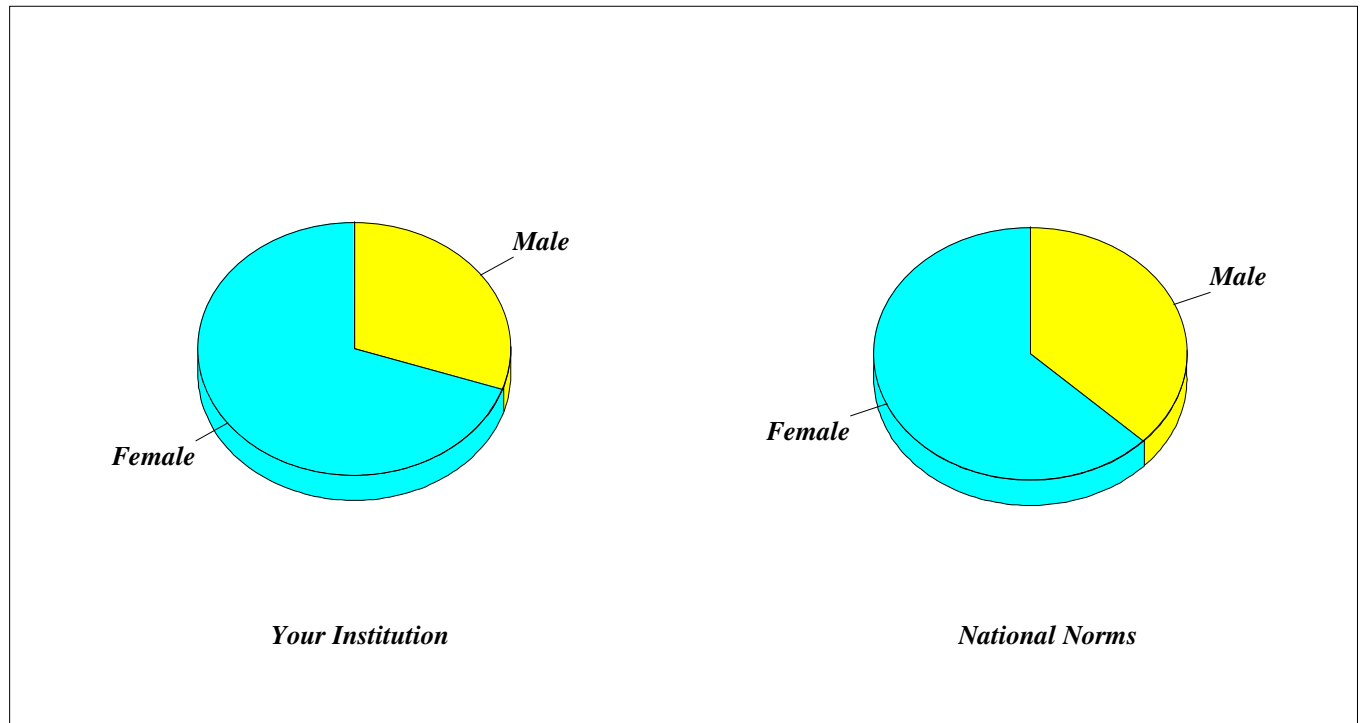


Figure 2. Section I - Background Information, Item F: Sex

Sex	Your Institution %	National Norms %
Male	30.2	37.2
Female	69.8	62.8

ROGERS STATE UNIVERSITY

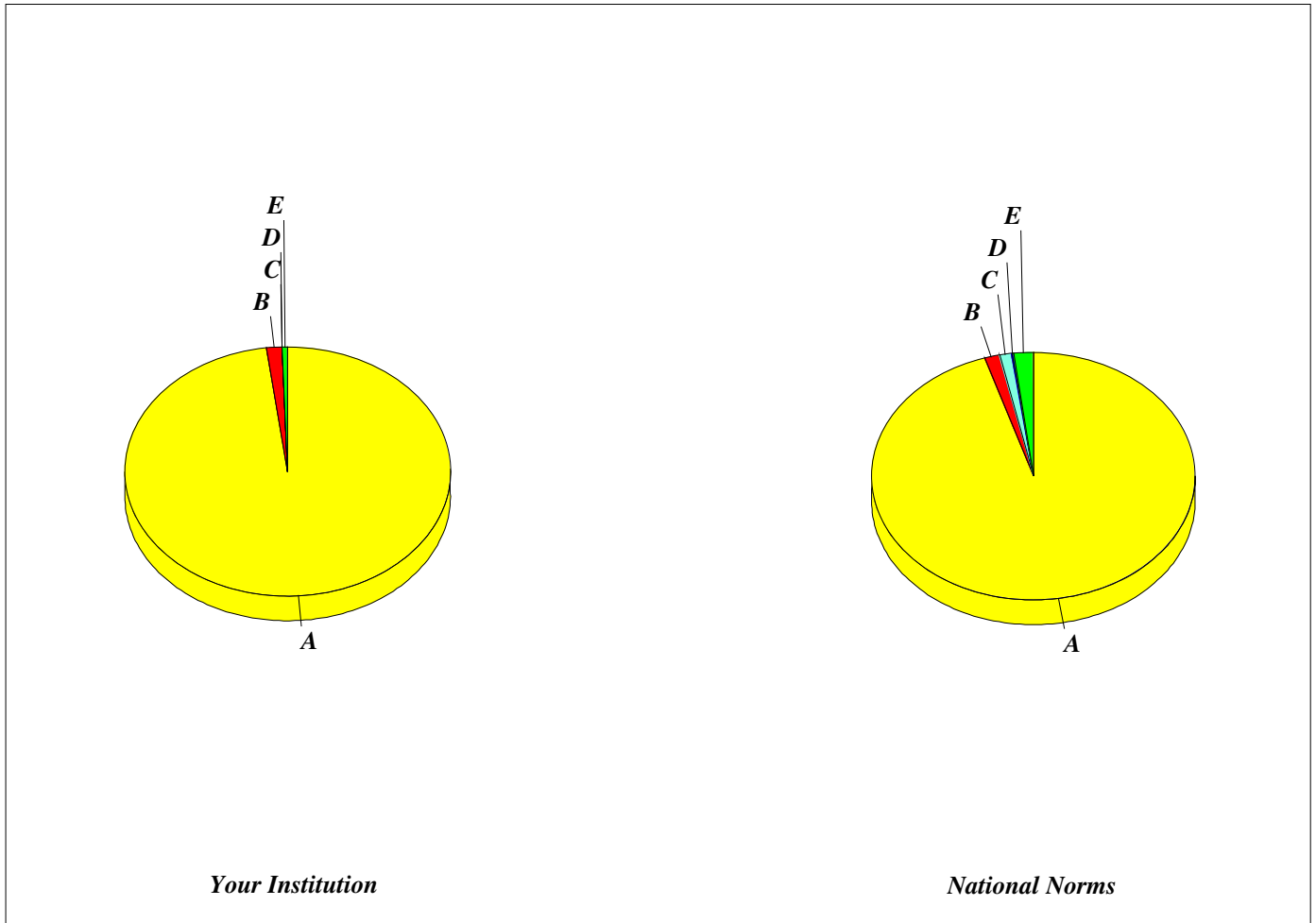


Figure 3. Section I - Background Information, Item G: Hispanic Ethnicity

Hispanic Ethnicity	Your Institution %	National Norms %
A. No, am not of Hispanic ethnicity	97.9	95.1
B. Mexican American / Chicano	1.6	1.5
C. Puerto Rican	.0	1.2
D. Cuban	.0	.2
E. Other Hispanic	.5	2.0

ROGERS STATE UNIVERSITY

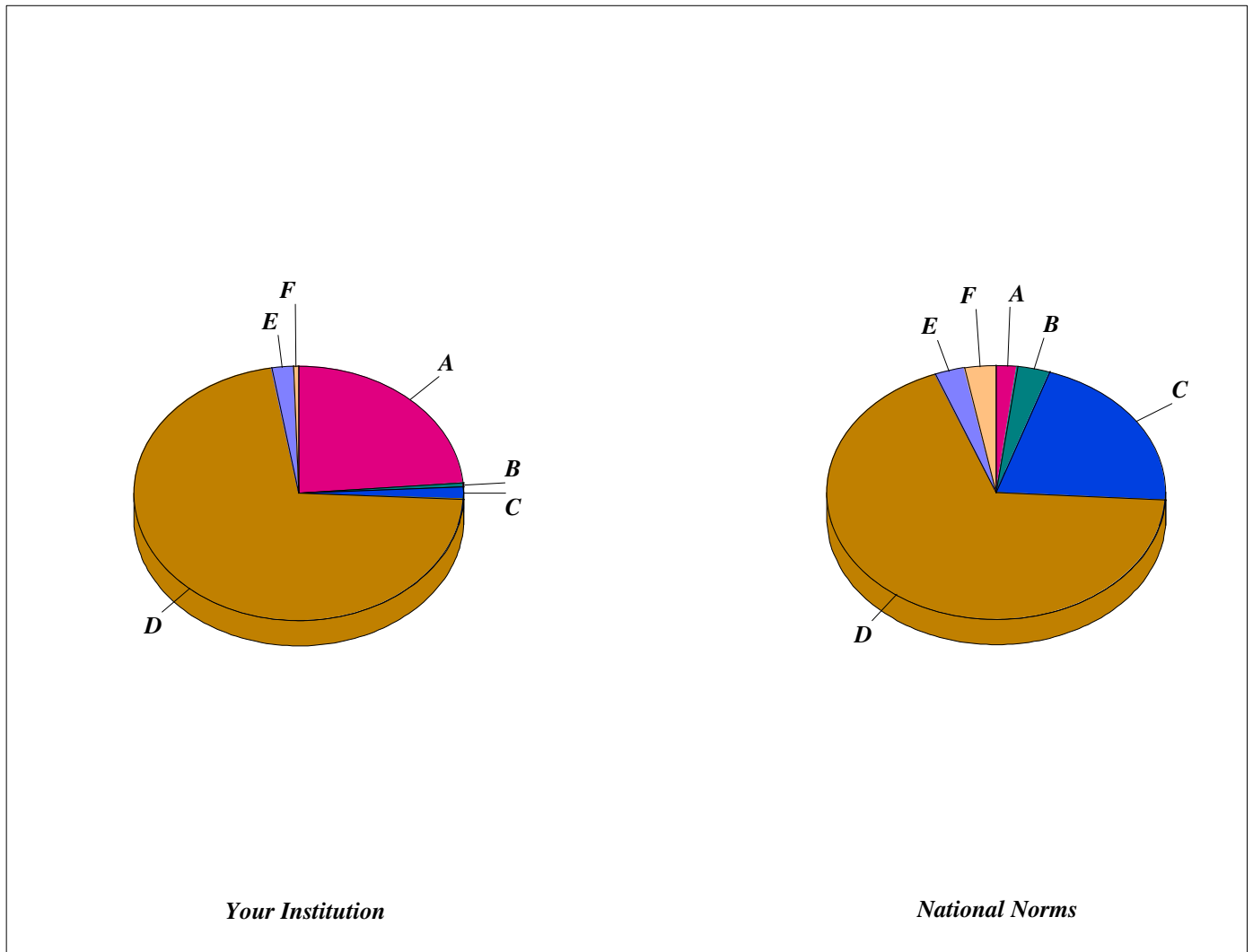


Figure 4. Section I - Background Information, Item H: Race

<i>Race</i>	<i>Your Institution %</i>	<i>National Norms %</i>
<i>A. American Indian / Alaskan Native</i>	<i>23.7</i>	<i>2.0</i>
<i>B. Asian</i>	<i>.5</i>	<i>3.1</i>
<i>C. Black</i>	<i>1.6</i>	<i>20.8</i>
<i>D. White</i>	<i>71.6</i>	<i>68.2</i>
<i>E. Multiracial</i>	<i>2.1</i>	<i>2.9</i>
<i>F. Other</i>	<i>.5</i>	<i>3.0</i>

ROGERS STATE UNIVERSITY

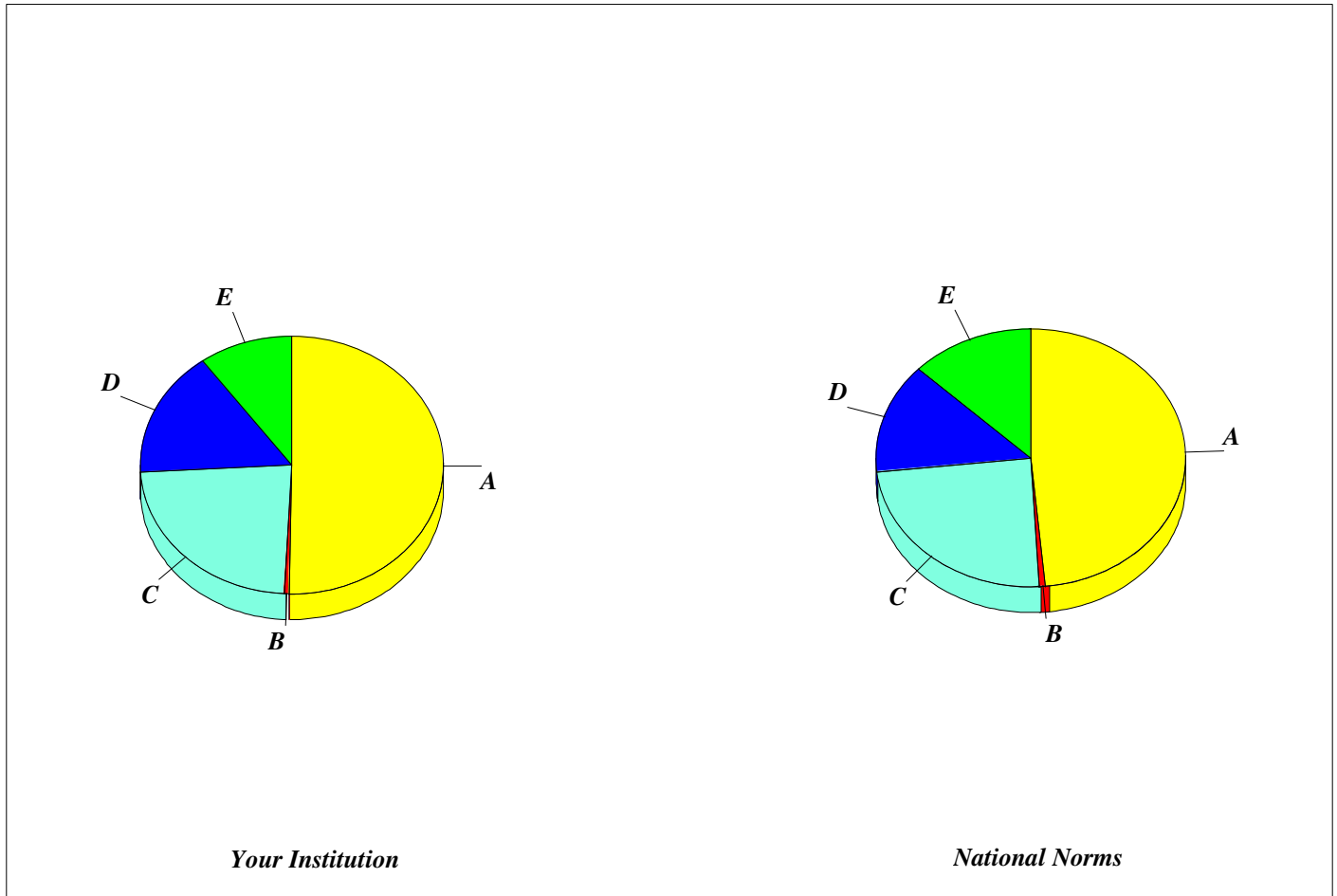


Figure 5. Section I - Background Information, Item K: Enrollment Plans for Next Academic Year

Enrollment Plans	Your Institution %	National Norms %
A. Plan NOT to Attend College (Graduating)	50.3	48.5
B. Plan NOT to Attend (Stopping Out)	.5	.6
C. Plan to Re-enroll in this College	23.3	24.1
D. Plan to Attend Another College	15.9	13.9
E. Undecided	10.1	12.9

ROGERS STATE UNIVERSITY

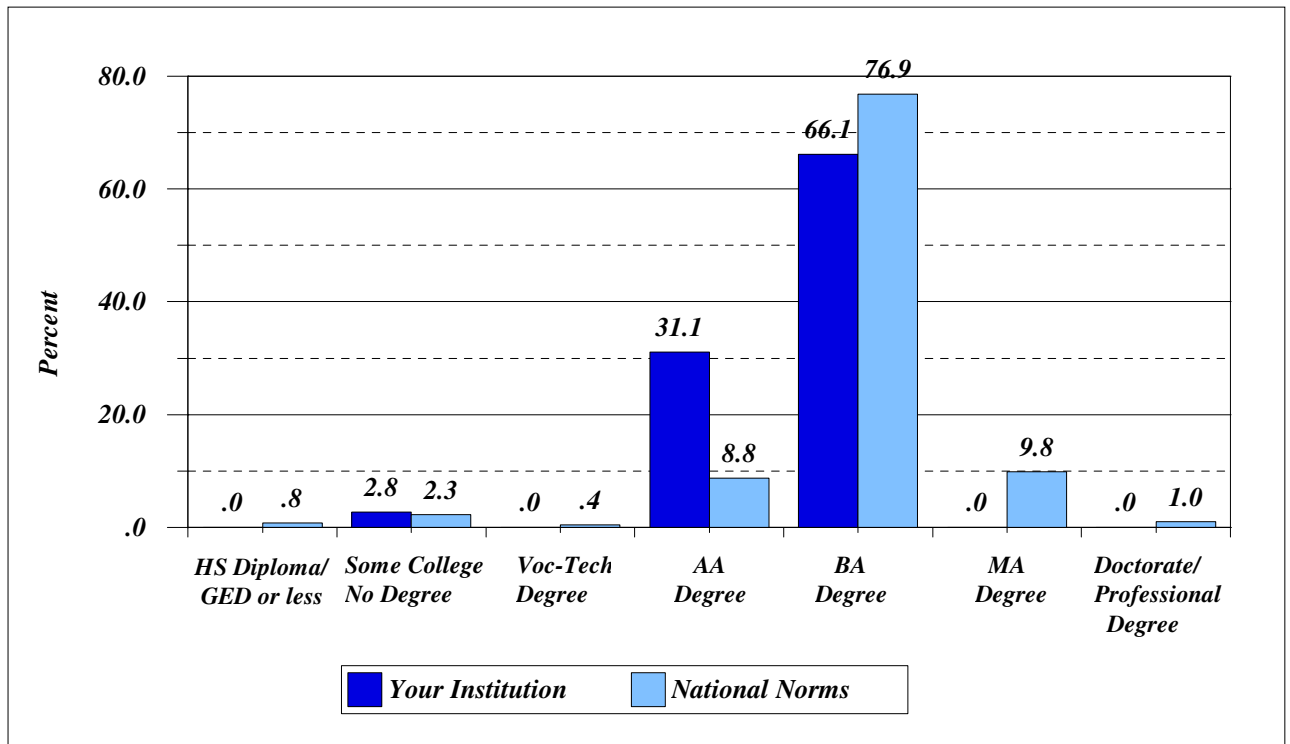


Figure 6. Section I - Background Information, Item L: Educational Degree Now Pursuing

<i>Educational Degree Now Pursuing</i>	<i>Your Institution %</i>	<i>National Norms %</i>
<i>Some High School or Less</i>	.0	.2
<i>High School Diploma or GED Certificate</i>	.0	.5
<i>Some College, No Degree/Certificate</i>	2.8	2.3
<i>Vocational/Technical Degree/Certificate</i>	.0	.4
<i>Associate Degree</i>	31.1	8.8
<i>Bachelor's Degree</i>	66.1	76.9
<i>Master's Degree (MS, MA, MBA)</i>	.0	9.8
<i>Doctorate/Professional Degree (PhD, MD, EdD, JD)</i>	.0	1.0
<i>High School Diploma/GED or Less</i>	.0	.8
<i>Some College, No Degree</i>	2.8	2.3
<i>Vocational/Technical Degree/Certificate</i>	.0	.4
<i>Associate Degree</i>	31.1	8.8
<i>Bachelor's Degree</i>	66.1	76.9
<i>Master's Degree (MS, MS, MBA)</i>	.0	9.8
<i>Doctorate/Professional Degree (PhD, MD, EdD, JD)</i>	.0	1.0

ROGERS STATE UNIVERSITY

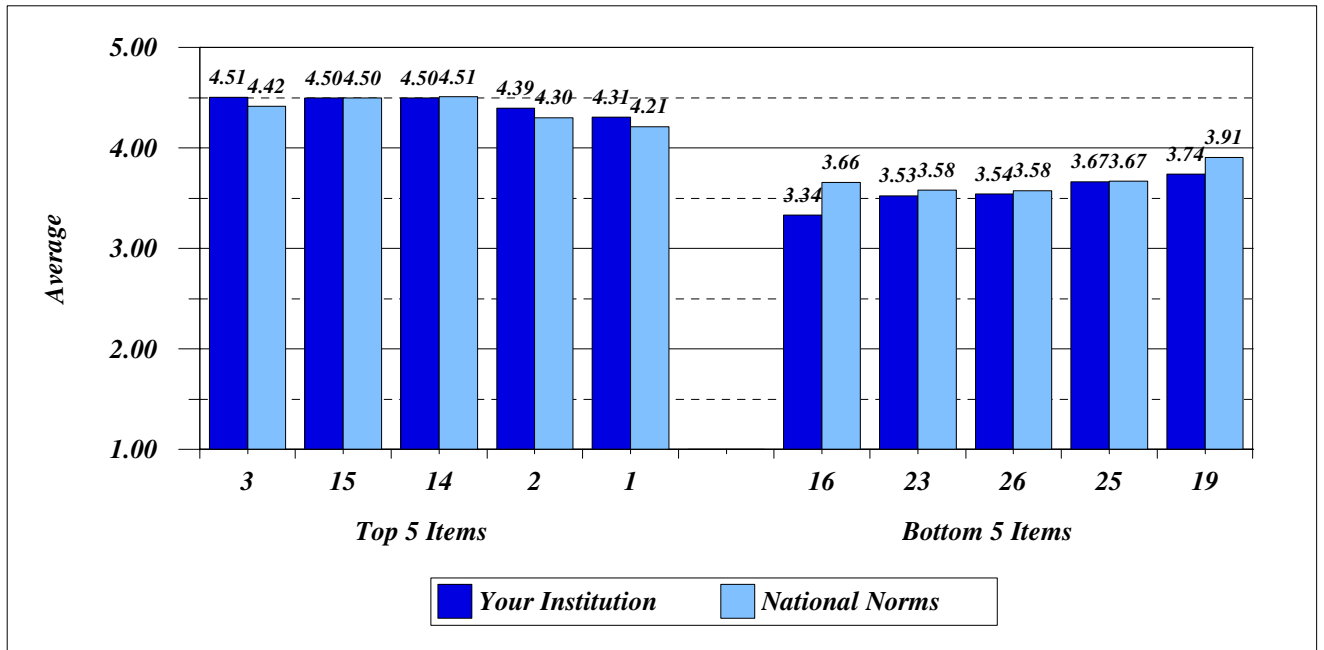


Figure 7. Section II - College Outcomes, A: Importance to Attain Outcomes

Item #		Your Institution Avg	National Norms Avg
Top 5 for Your Institution			
3	Learning to think and reason	4.51	4.42
15	Becoming competent in my major	4.50	4.50
14	Acquiring knowledge and skills needed for a career	4.50	4.51
2	Developing problem-solving skills	4.39	4.30
1	Drawing conclusions after weighing evidence/facts/ideas	4.31	4.21
Bottom 5 for Your Institution			
16	Appreciating the fine arts/music/literature/humanities	3.34	3.66
23	Learning principles for conserving/improving the global environment	3.53	3.58
26	Understanding/applying math concepts/statistical reasoning	3.54	3.58
25	Learning about the role of science/technology in society	3.67	3.67
19	Learning principles for improving physical/mental health	3.74	3.91

(Importance Scale: 5=very great, 4=great, 3=moderate [average], 2=little, 1=none)

NOTE: Items with fewer than 10 respondents were not included in the analyses.

ROGERS STATE UNIVERSITY

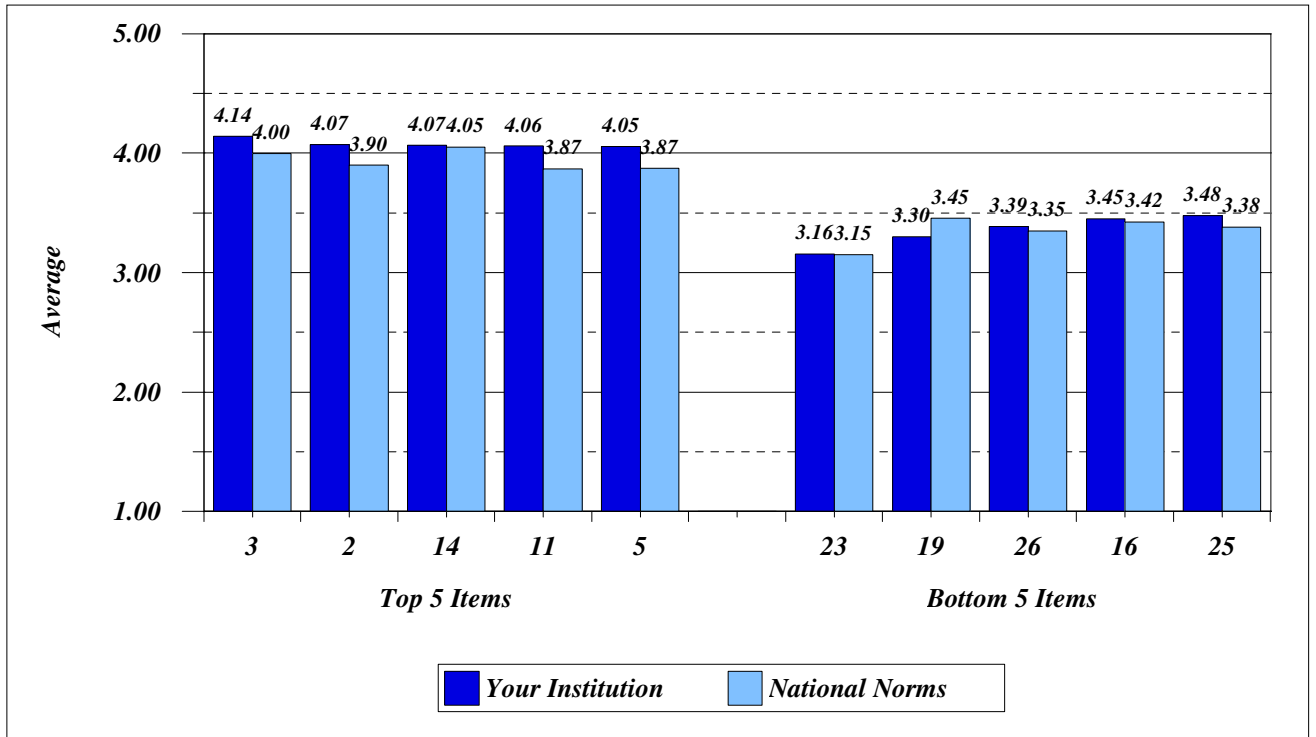


Figure 8. Section II - College Outcomes, A: Progress Made Toward Attaining Outcomes

Item #		Your Institution Avg	National Norms Avg
Top 5 for Your Institution			
3	Learning to think and reason	4.14	4.00
2	Developing problem-solving skills	4.07	3.90
14	Acquiring knowledge and skills needed for a career	4.07	4.05
11	Listening to and understanding what others say	4.06	3.87
5	Thinking objectively about beliefs, attitudes, and values	4.05	3.87
Bottom 5 for Your Institution			
23	Learning principles for conserving/improving the global environment	3.16	3.15
19	Learning principles for improving physical/mental health	3.30	3.45
26	Understanding/applying math concepts/statistical reasoning	3.39	3.35
16	Appreciating the fine arts/music/literature/humanities	3.45	3.42
25	Learning about the role of science/technology in society	3.48	3.38

(Progress Scale: 5=very much, 4=much, 3=moderate [average], 2=little, 1=none)
NOTE: Items with fewer than 10 respondents were not included in the analyses.

ROGERS STATE UNIVERSITY

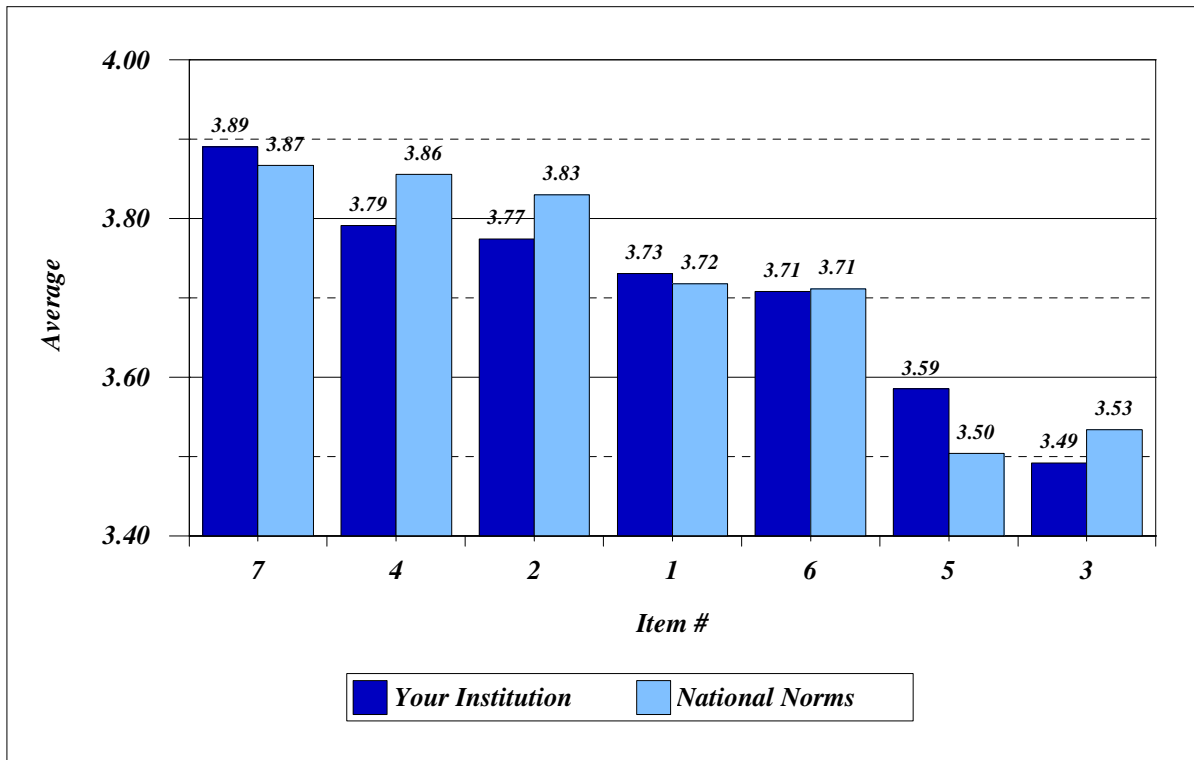


Figure 9. Section II - College Outcomes, B: Views of Required Courses Outside of Major

Item #	Required Courses outside my area of specialization helped me ...	Your Institution Avg	National Norms Avg
7	...become a more independent and self-directed learner.	3.89	3.87
4	...broaden my awareness of diversity among people/their values/cultures.	3.79	3.86
2	...develop as a 'whole person.'	3.77	3.83
1	...think about my major in the context of a larger world view.	3.73	3.72
6	...build a framework to organize my learning within/across areas of study.	3.71	3.71
5	...increase my knowledge of the earth and its physical/biological resources.	3.59	3.50
3	...appreciate great works of literature/philosophy/art.	3.49	3.53

(Agreement Scale: 5=strongly agree, 4=agree, 3=neutral, 2=disagree, 1=strongly disagree)

ROGERS STATE UNIVERSITY

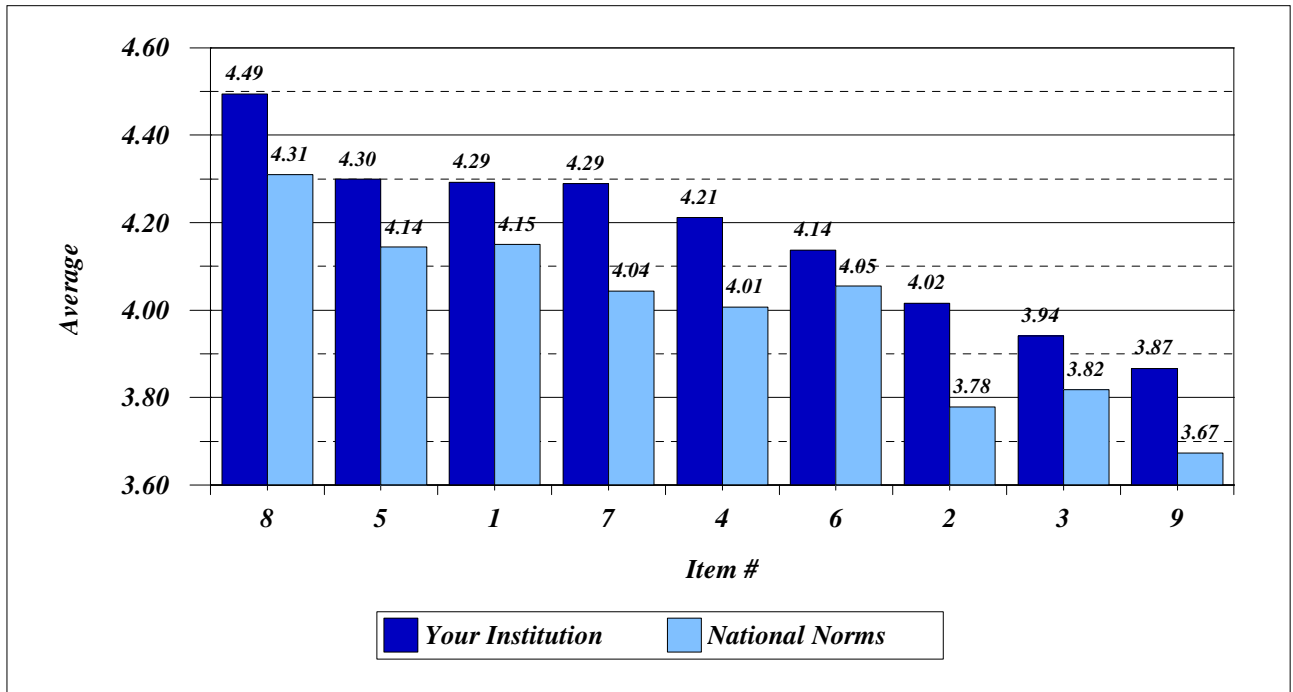


Figure 10. Section II - College Outcomes, C: Agreement with Statements about this College

Item #		Your Institution Avg	National Norms Avg
8	<i>I am proud of my accomplishments at this college.</i>	4.49	4.31
5	<i>This college is equally supportive of women and men.</i>	4.30	4.14
1	<i>This college has helped me meet the goals I came here to achieve.</i>	4.29	4.15
7	<i>This college is equally supportive of all racial/ethnic groups.</i>	4.29	4.04
4	<i>I would recommend this college to others.</i>	4.21	4.01
6	<i>My experiences here have helped motivate me to make something of my life.</i>	4.14	4.05
2	<i>If choosing a college again, I would choose this one.</i>	4.02	3.78
3	<i>My experiences here have equipped me to deal with possible career changes.</i>	3.94	3.82
9	<i>This college welcomes/uses feedback from students to improve the college.</i>	3.87	3.67

(Agreement Scale: 5=strongly agree, 4=agree, 3=neutral, 2=disagree, 1=strongly disagree)

ROGERS STATE UNIVERSITY

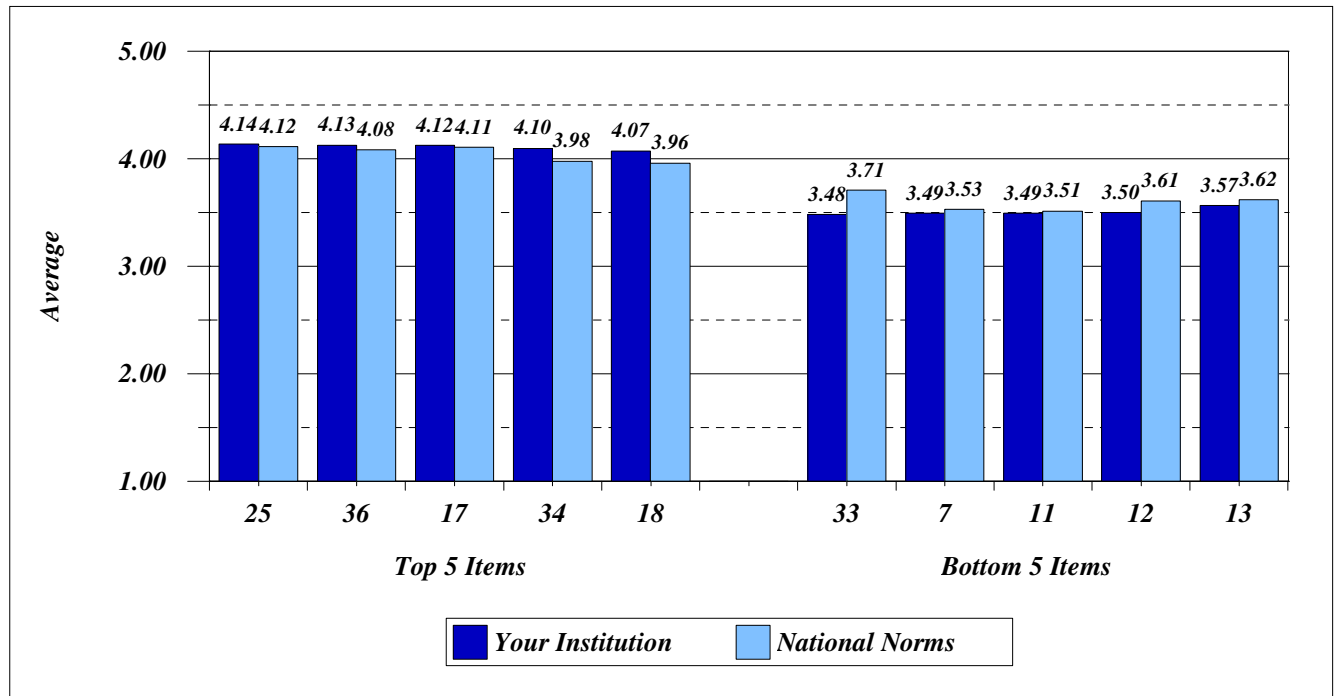


Figure 11. Section II - College Outcomes, D: Personal Growth Since Entering This College

Item #		Your Institution Avg	National Norms Avg
Top 5 for Your Institution			
25	Becoming academically competent	4.14	4.12
36	Acquiring a well-rounded General Education	4.13	4.08
17	Taking responsibility for my own behavior	4.12	4.11
34	Improving my ability to stay with projects until they are finished	4.10	3.98
18	Learning how to become a more responsible family member	4.07	3.96
Bottom 5 for Your Institution			
33	Developing my religious values	3.48	3.71
7	Actively participating in volunteer work to support worthwhile causes	3.49	3.53
11	Preparing myself to participate effectively in the electoral process	3.49	3.51
12	Becoming more aware of local/national political/social issues	3.50	3.61
13	Gaining insight into human nature through the study of literature/history/arts	3.57	3.62

(Growth Scale: 5=very much, 4=much, 3=moderate [average], 2=little, 1=none)

NOTE: Items with fewer than 10 respondents were not included in the analyses.

ROGERS STATE UNIVERSITY

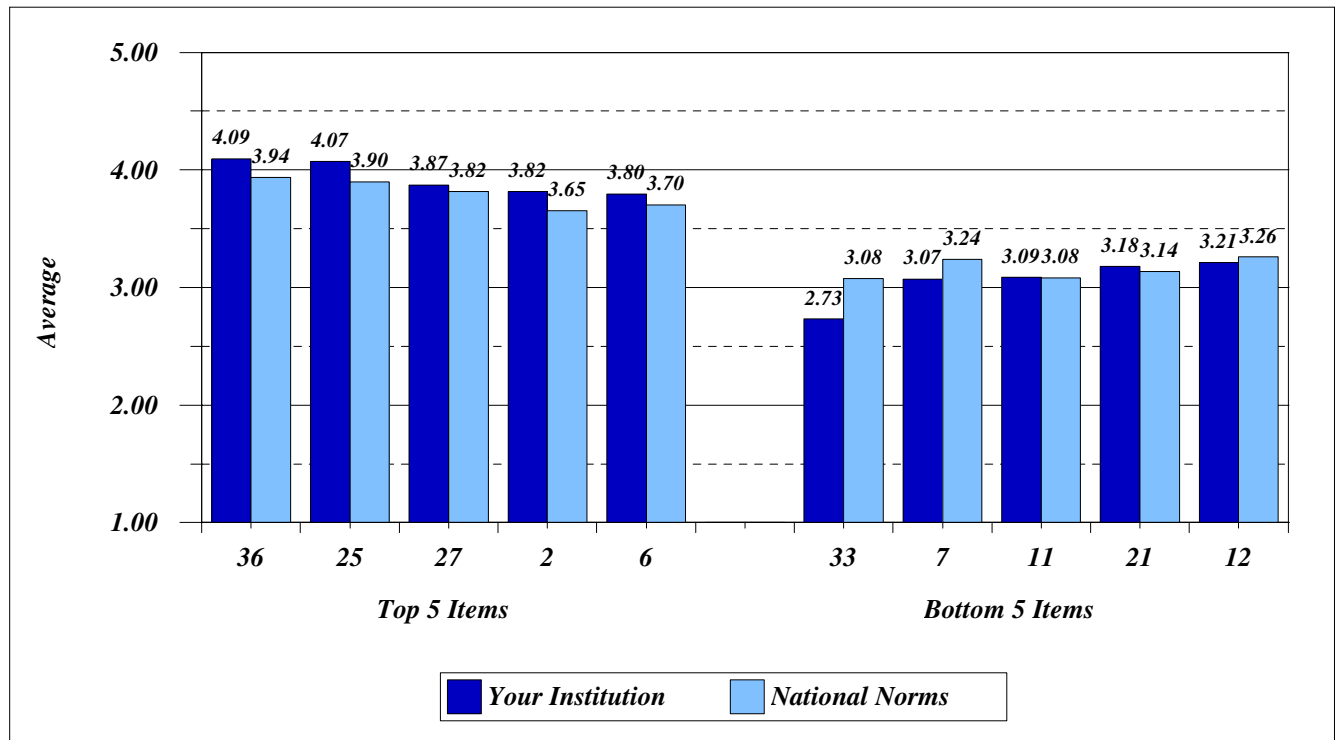


Figure 12. Section II - College Outcomes, D: College Contribution to Your Growth

Item #		Your Institution Avg	National Norms Avg
Top 5 for Your Institution			
36	Acquiring a well-rounded General Education	4.09	3.94
25	Becoming academically competent	4.07	3.90
27	Increasing my intellectual curiosity	3.87	3.82
2	Becoming more willing to consider opposing points of view	3.82	3.65
6	Developing leadership skills	3.80	3.70
Bottom 5 for Your Institution			
33	Developing my religious values	2.73	3.08
7	Actively participating in volunteer work to support worthwhile causes	3.07	3.24
11	Preparing myself to participate effectively in the electoral process	3.09	3.08
21	Learning how to manage finances	3.18	3.14
12	Becoming more aware of local/national political/social issues	3.21	3.26

(Contribution Scale: 5=very great, 4=great, 3=moderate [average], 2=little, 1=none)

NOTE: Items with fewer than 10 respondents were not included in the analyses.

ROGERS STATE UNIVERSITY

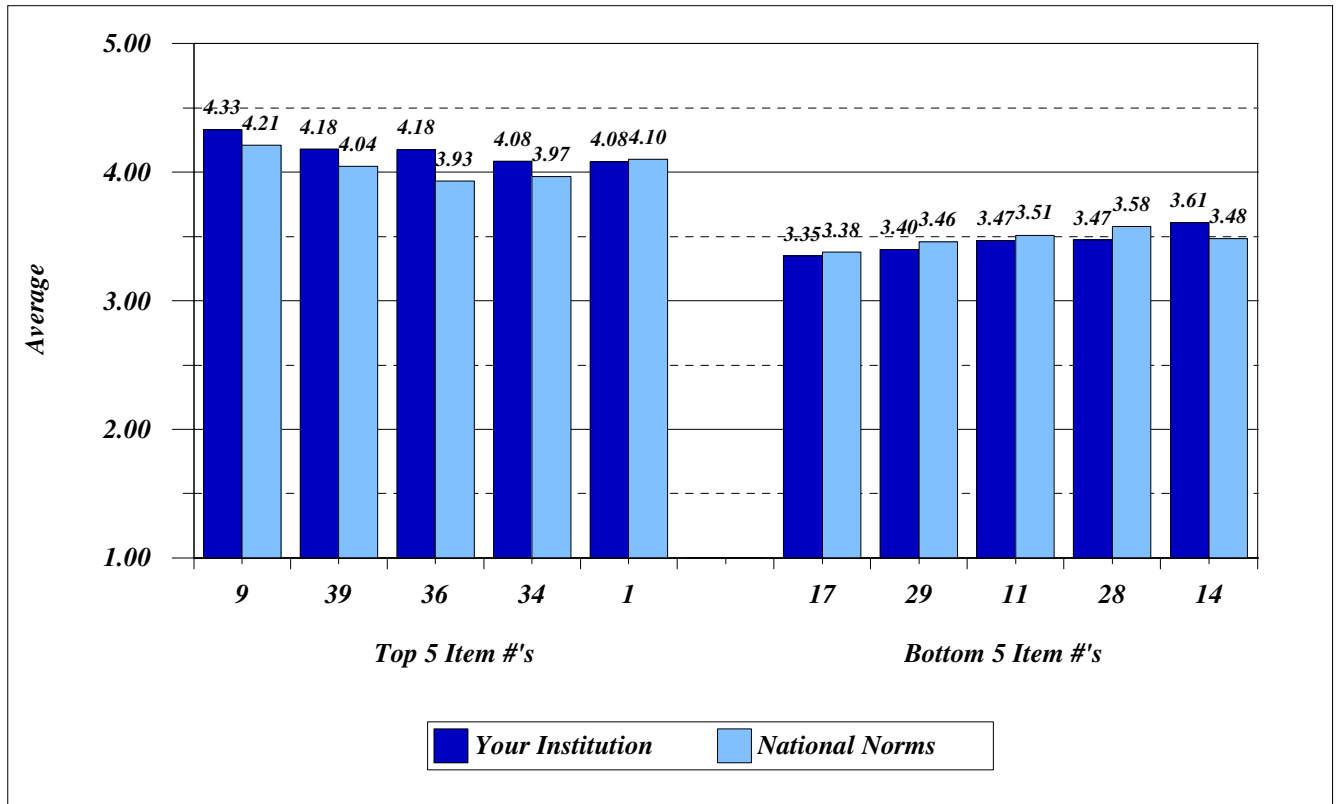


Figure 13. Section III - Satisfaction with Given Aspects of this College

Item #		Your Institution Avg	National Norms Avg
Top 5 for Your Institution			
9	Class size	4.33	4.21
39	This college in general	4.18	4.04
36	Library/learning resources center services	4.18	3.93
34	Student access to computer facilities and services	4.08	3.97
1	Faculty respect for students	4.08	4.10
Bottom 5 for Your Institution			
17	Campus AIDS education program	3.35	3.38
29	Job placement services	3.40	3.46
11	Services for victims of crime and harassment	3.47	3.51
28	Practical work experiences offered in areas related to my major	3.47	3.58
14	Veterans services	3.61	3.48

(Satisfaction Scale: 5=very satisfied, 4=satisfied, 3=neutral, 2=dissatisfied, 1=very dissatisfied)

NOTE: Items with fewer than 10 respondents were not included in the analyses.

ROGERS STATE UNIVERSITY

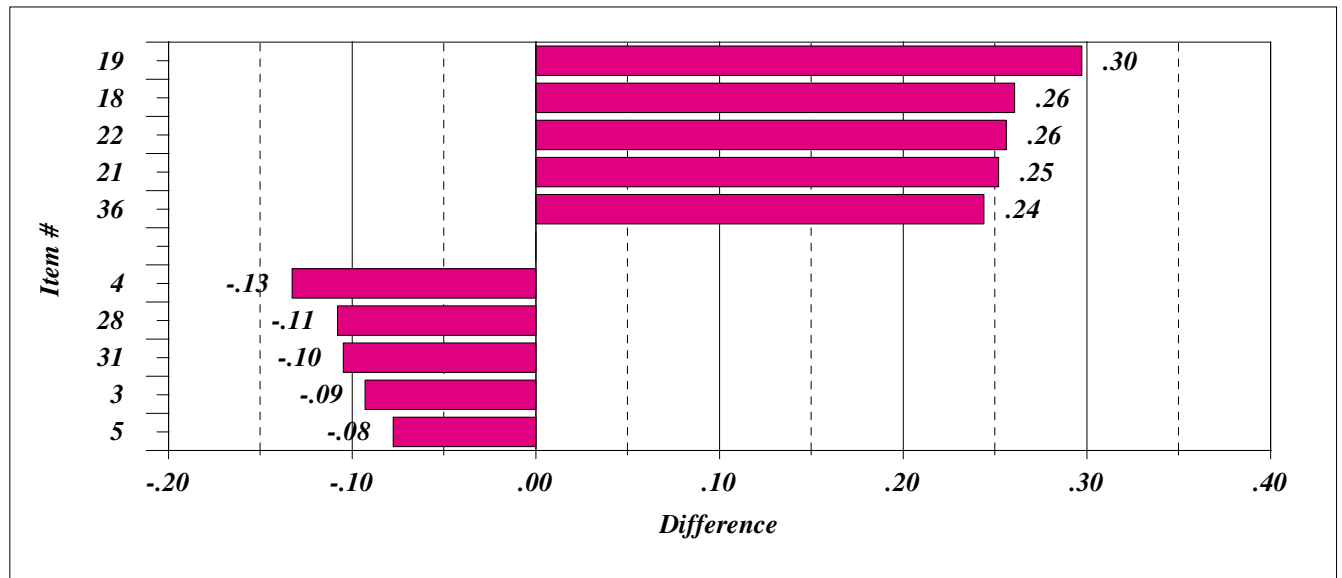


Figure 14. Section III - Satisfaction with Given Aspects of this College: Largest Positive & Largest Negative Differences between Your Institution's Averages and the National Averages

Item #		Your Institution Avg	National Norms Avg	Difference
Largest Positive (or Smallest Negative) Differences				
19	Personal security/safety on campus	4.06	3.77	.30
18	Freedom from harassment on campus	4.01	3.75	.26
22	College response to students with special needs	4.05	3.79	.26
21	Rules governing student conduct	3.92	3.67	.25
36	Library/learning resources center services	4.18	3.93	.24
Largest Negative (or Smallest Positive) Differences				
4	Concern for me as an individual	3.82	3.95	-.13
28	Practical work experiences offered in areas related to my major	3.47	3.58	-.11
31	New student orientation services	3.67	3.78	-.10
3	Availability of faculty for office appointments	3.93	4.03	-.09
5	Informal contact with faculty in non-academic settings	3.79	3.87	-.08

(Satisfaction Scale: 5=very satisfied, 4=satisfied, 3=neutral, 2=dissatisfied, 1=very dissatisfied)

NOTE: Items with fewer than 10 respondents were not included in the analyses.

ACT COLLEGE OUTCOMES SURVEY (COS) SUMMARY REPORT

08/23/11

PAGE i

ROGERS STATE UNIVERSITY

CLAREMORE, OK

CODE 3420

GENERAL INFORMATION ABOUT THIS SUMMARY REPORT

IN ADDITION TO THE INTRODUCTORY PAGES, THIS REPORT COMPRISES UP TO 39 PAGES OF SUMMARY DATA THAT PROVIDE AN OVERVIEW OF YOUR INSTITUTION'S RESULTS FOR THE FIVE COS SECTIONS LISTED BELOW.

SECTION I: BACKGROUND INFORMATION
SECTION II: COLLEGE OUTCOMES
SECTION III: SATISFACTION WITH ASPECTS OF THIS COLLEGE
SECTION IV: EXPERIENCES AT THIS COLLEGE
SECTION V: ADDITIONAL QUESTIONS

FOR INFORMATION/ASSISTANCE RELATED TO...

-
- 1) ORDERING
CONTACT: ESS CUSTOMER SERVICES
(319) 337-1893
 - 2) SCANNING AND REPORTING
CONTACT: ESS PRODUCTION SERVICES
(319) 337-1186
 - 3) RESEARCH-RELATED ISSUES (SUCH AS DATA ANALYSES,
INTERPRETATION OF THE RESULTS, ETC.)
CONTACT: SURVEY RESEARCH SERVICES
(319) 337-1098
 - 4) USE OF REPORT RESULTS FOR ACCREDITATION, OUTCOMES
ASSESSMENT, AND EFFECTIVENESS MEASURES
CONTACT: EDUCATIONAL SERVICES
PHONE: (319) 337-1053
FAX: (319) 339-1790
EMAIL: OUTCOMES@ACT.ORG

ACT
500 ACT DRIVE
P.O. BOX 168
IOWA CITY, IOWA 52243-0168

BELOW ARE EXPLANATIONS AND INFORMATION THAT MAY HELP YOU INTERPRET THE FINDINGS PRESENTED IN THIS REPORT.

COLUMN HEADINGS

N = NUMBER RESPONDING TO ITEM
% W BL = PERCENT OF TOTAL SCANNED (INCLUDING BLANK RESPONSES)
% W/O BL = PERCENT OF TOTAL SCANNED (EXCLUDING BLANK RESPONSES)
% = PERCENT OF NUMBER (N) RESPONDING TO ITEM
* = BLANKS (AND 'N/A', WHERE APPROPRIATE) EXCLUDED FROM
CALCULATION OF AVERAGE
SD = STANDARD DEVIATION

SCALES

SECTION IIA IMPORTANCE SCALE (5-POINT)
5=VERY GREAT, 4=GREAT, 3=MODERATE,
2=LITTLE, 1=NONE

SECTION IIA PROGRESS SCALE (5-POINT)
5=VERY MUCH, 4=MUCH, 3=MODERATE,
2=LITTLE, 1=NONE

SECTIONS IIB, IIC AGREEMENT SCALE (5-POINT)
5=STRONGLY AGREE, 4=AGREE, 3=NEUTRAL,
2=DISAGREE, 1=STRONGLY DISAGREE

SECTION IID PERSONAL GROWTH SCALE (5-POINT)
5=VERY MUCH, 4=MUCH, 3=MODERATE,
2=LITTLE, 1=NONE

SECTION IID COLLEGE CONTRIBUTION SCALE (5-POINT)
5=VERY GREAT, 4=GREAT, 3=MODERATE,
2=LITTLE, 1=NONE

SECTION III SATISFACTION SCALE (5-POINT)
5=VERY SATISFIED, 4=SATISFIED, 3=NEUTRAL,
2=DISSATISFIED, 1=VERY DISSATISFIED

SECTION IVA CONTRIBUTION SCALE (5-POINT)
5=VERY GREAT, 4=GREAT, 3=MODERATE,
2=LITTLE, 1=NONE

ACT COLLEGE OUTCOMES SURVEY (COS) SUMMARY REPORT

08/23/11

PAGE ii

ROGERS STATE UNIVERSITY

CLAREMORE, OK

CODE 3420

TABLE OF CONTENTS

SECTION I:	BACKGROUND INFORMATION	1
SECTION II:	COLLEGE OUTCOMES	
	ITEM A: IMPORTANCE OF AND PROGRESS TOWARD ATTAINING OUTCOMES AT THIS COLLEGE	
	IMPORTANCE AVERAGES IN RANK ORDER	10
	FREQUENCIES AND PERCENTAGES FOR IMPORTANCE	11
	PROGRESS AVERAGES IN RANK ORDER	13
	FREQUENCIES AND PERCENTAGES FOR PROGRESS	14
	ITEM B: VIEWS OF REQUIRED COURSES OUTSIDE MAJOR	
	AGREEMENT AVERAGES IN RANK ORDER	16
	FREQUENCIES AND PERCENTAGES FOR AGREEMENT.	17
	ITEM C: AGREEMENT WITH STATEMENTS ABOUT THIS COLLEGE	
	AGREEMENT AVERAGES IN RANK ORDER	18
	FREQUENCIES AND PERCENTAGES FOR AGREEMENT.	19
	ITEM D: PERSONAL GROWTH AND COLLEGE CONTRIBUTION TOWARD ATTAINING OUTCOMES	
	PERSONAL GROWTH AVERAGES IN RANK ORDER	20
	FREQUENCIES AND PERCENTAGES FOR PERSONAL GROWTH	22
	COLLEGE CONTRIBUTION AVERAGES IN RANK ORDER	25
	FREQUENCIES AND PERCENTAGES FOR COLLEGE CONTRIBUTION	27
SECTION III:	SATISFACTION WITH ASPECTS OF THIS COLLEGE	
	SATISFACTION AVERAGES IN RANK ORDER	30
	FREQUENCIES AND PERCENTAGES FOR SATISFACTION	32
SECTION IV:	EXPERIENCES AT THIS COLLEGE	
	PART A: CAMPUS CONTRIBUTION TO GROWTH AND PREPARATION	
	GROWTH/PREPARATION AVERAGES IN RANK ORDER	35
	FREQUENCIES AND PERCENTAGES FOR GROWTH/PREPARATION	36
	PART B: CUMULATIVE COLLEGE GRADE POINT AVERAGE	37
SECTION V:	ADDITIONAL QUESTIONS (1-15).	38
	ADDITIONAL QUESTIONS (16-30)	39

ACT COLLEGE OUTCOMES SURVEY (COS) SUMMARY REPORT

08/23/11

PAGE 1

ROGERS STATE UNIVERSITY

CLAREMORE, OK

CODE 3420

SUMMARY FOR SECTION I: BACKGROUND INFORMATION

ITEM C: AGE

	N	% W BL	% W/O BL
	=====	=====	=====
19 OR UNDER	3	1.6	1.6
20	9	4.7	4.9
21	12	6.2	6.5
22	32	16.7	17.3
23	22	11.5	11.9
24	10	5.2	5.4
25 TO 29	29	15.1	15.7
30 TO 39	38	19.8	20.5
40 TO 49	16	8.3	8.6
50 TO 59	13	6.8	7.0
60 OR OVER	1	0.5	0.5
BLANK	7	3.6	N/A
TOTAL	192	100.0	100.0

ACT COLLEGE OUTCOMES SURVEY (COS) SUMMARY REPORT

08/23/11

PAGE 2

ROGERS STATE UNIVERSITY

CLAREMORE, OK

CODE 3420

SUMMARY FOR SECTION I: BACKGROUND INFORMATION

ITEM D: MAJOR AND OCCUPATIONAL CHOICE

	MAJOR AREA OF STUDY			OCCUPATIONAL CHOICE		
	N	% W BL	% W/O BL	N	% W BL	% W/O BL
UNDECIDED	12	6.2	6.4	6	3.1	3.5
AGRICULTURE & AG TECHNOLOGIES	0	0.0	0.0	1	0.5	0.6
ARCHITECTURE & ENVIRON DESIGN	0	0.0	0.0	0	0.0	0.0
BUSINESS & MANAGEMENT	73	38.0	38.8	56	29.2	32.7
BUSINESS & OFFICE	0	0.0	0.0	2	1.0	1.2
MARKETING & DISTRIBUTION	1	0.5	0.5	5	2.6	2.9
COMMUNICATIONS & COMM TECH	5	2.6	2.7	4	2.1	2.3
COMMUNITY & PERSONAL SERVICES	5	2.6	2.7	7	3.6	4.1
COMPUTER & INFORMATION SCI	10	5.2	5.3	10	5.2	5.8
CROSS-DISCIPLINARY STUDIES	4	2.1	2.1	1	0.5	0.6
EDUCATION	11	5.7	5.9	12	6.2	7.0
TEACHER EDUCATION	4	2.1	2.1	5	2.6	2.9
ENGINEERING, PRE-ENGINEERING	2	1.0	1.1	1	0.5	0.6
ENGINEERING-RELATED TECH	3	1.6	1.6	4	2.1	2.3
FOREIGN LANGUAGE	0	0.0	0.0	0	0.0	0.0
HEALTH SCIENCES & ALLIED HEALTH	26	13.5	13.8	30	15.6	17.5
HOME ECONOMICS	0	0.0	0.0	1	0.5	0.6
LETTERS	2	1.0	1.1	2	1.0	1.2
MATHEMATICS	0	0.0	0.0	0	0.0	0.0
PHILOSOPHY, RELIG & THEOLOGY	0	0.0	0.0	1	0.5	0.6
SCIENCES (BIO & PHYSICAL)	7	3.6	3.7	3	1.6	1.8
SOCIAL SCIENCES	18	9.4	9.6	15	7.8	8.8
TRADE & INDUSTRIAL	0	0.0	0.0	1	0.5	0.6
VISUAL & PERFORMING ARTS	5	2.6	2.7	4	2.1	2.3
BLANK	4	2.1	N/A	21	10.9	N/A
TOTAL	192	100.0	100.0	192	100.0	100.0

ACT COLLEGE OUTCOMES SURVEY (COS) SUMMARY REPORT

08/23/11

PAGE 3

ROGERS STATE UNIVERSITY

CLAREMORE, OK

CODE 3420

SUMMARY FOR SECTION I: BACKGROUND INFORMATION

ITEM E: CREDIT HOURS

=====

CREDIT HOURS FOR WHICH
YOU ARE NOW ENROLLED

CREDITS =====	N =====	% W BL =====	% W/O BL =====
0	8	4.2	4.3
1-3	11	5.7	5.9
4-6	32	16.7	17.1
7-9	36	18.8	19.3
10	8	4.2	4.3
11	1	0.5	0.5
12	44	22.9	23.5
13	13	6.8	7.0
14	1	0.5	0.5
15	14	7.3	7.5
16-18	15	7.8	8.0
19-21	3	1.6	1.6
22 OR MORE	1	0.5	0.5
BLANK	5	2.6	N/A
TOTAL	192	100.0	100.0

CREDIT HOURS EARNED HERE
BEFORE THIS TERM

CREDITS =====	N =====	% W BL =====	% W/O BL =====
0	0	0.0	0.0
1-11	0	0.0	0.0
12-23	3	1.6	1.7
24-35	3	1.6	1.7
36-47	7	3.6	4.1
48-59	28	14.6	16.3
60-71	25	13.0	14.5
72-83	10	5.2	5.8
84-95	6	3.1	3.5
96-107	7	3.6	4.1
108 OR MORE	83	43.2	48.3
BLANK	20	10.4	N/A
TOTAL	192	100.0	100.0

ACT COLLEGE OUTCOMES SURVEY (COS) SUMMARY REPORT

08/23/11

PAGE 4

ROGERS STATE UNIVERSITY

CLAREMORE, OK

CODE 3420

SUMMARY FOR SECTION I: BACKGROUND INFORMATION

ITEM E: CREDIT HOURS (CONT'D)

=====

CREDITS =====	CREDIT HOURS ACCEPTED HERE IN TRANSFER		
	N =====	% W BL =====	% W/O BL =====
0	50	26.0	37.6
1-6	7	3.6	5.3
7-14	12	6.2	9.0
15-30	13	6.8	9.8
31-44	8	4.2	6.0
45 OR MORE	43	22.4	32.3
BLANK	59	30.7	N/A
TOTAL	192	100.0	100.0

ITEM F: SEX

=====

	N =====	% W BL =====	% W/O BL =====
MALE	58	30.2	30.2
FEMALE	134	69.8	69.8
BLANK	0	0.0	N/A
TOTAL	192	100.0	100.0

ACT COLLEGE OUTCOMES SURVEY (COS) SUMMARY REPORT

08/23/11

PAGE 5

ROGERS STATE UNIVERSITY

CLAREMORE, OK

CODE 3420

SUMMARY FOR SECTION I: BACKGROUND INFORMATION

ITEM G: HISPANIC/LATINO ETHNICITY

	N	% W BL	% W/O BL
	=====	=====	=====
NO	187	97.4	97.9
YES, MEXICAN, MEXICAN-AMERICAN, CHICANO	3	1.6	1.6
YES, PUERTO RICAN	0	0.0	0.0
YES, CUBAN, CUBAN-AMERICAN	0	0.0	0.0
YES, OTHER HISPANIC/LATINO	1	0.5	0.5
BLANK	1	0.5	N/A
TOTAL	192	100.0	100.0

ITEM H: RACE

	N	% W BL	% W/O BL
	=====	=====	=====
AMERICAN INDIAN OR ALASKAN NATIVE	45	23.4	23.7
ASIAN OR PACIFIC ISLANDER	1	0.5	0.5
BLACK	3	1.6	1.6
WHITE	136	70.8	71.6
MULTIRACIAL	4	2.1	2.1
OTHER OR RACE UNKNOWN	1	0.5	0.5
BLANK	2	1.0	N/A
TOTAL	192	100.0	100.0

ITEMS G AND H CROSSED

	"NO" - HISPANIC/LATINO			"YES" - HISPANIC/LATINO		
RACIAL GROUPS	N	% W BL	% W/O BL	N	% W BL	% W/O BL
	=====	=====	=====	=====	=====	=====
AMERICAN INDIAN OR ALASKAN NATIVE	45	24.1	24.2	0	0.0	0.0
ASIAN OR PACIFIC ISLANDER	1	0.5	0.5	0	0.0	0.0
BLACK	3	1.6	1.6	0	0.0	0.0
WHITE	134	71.7	72.0	2	50.0	50.0
MULTIRACIAL	3	1.6	1.6	1	25.0	25.0
OTHER OR RACE UNKNOWN	0	0.0	0.0	1	25.0	25.0
BLANK	1	0.5	N/A	0	0.0	N/A
TOTAL	187	100.0	100.0	4	100.0	100.0

ACT COLLEGE OUTCOMES SURVEY (COS) SUMMARY REPORT

08/23/11

PAGE 6

ROGERS STATE UNIVERSITY

CLAREMORE, OK

CODE 3420

SUMMARY FOR SECTION I: BACKGROUND INFORMATION

ITEM I: CITIZENSHIP AND RESIDENCE

	N	% W BL	% W/O BL
	=====	=====	=====
U.S. CITIZEN, IN-STATE STUDENT	186	96.9	96.9
U.S. CITIZEN, OUT-OF-STATE STUDENT	4	2.1	2.1
RESIDENT ALIEN/IMMIGRANT	1	0.5	0.5
NON-RESIDENT ALIEN/NON-IMMIGRANT	1	0.5	0.5
BLANK	0	0.0	N/A
TOTAL	192	100.0	100.0

ITEM J: IN WHICH LANGUAGE DO YOU COMMUNICATE BEST?

	N	% W BL	% W/O BL
	=====	=====	=====
ENGLISH	189	98.4	99.0
SPANISH	0	0.0	0.0
AN ASIAN LANGUAGE	1	0.5	0.5
OTHER	1	0.5	0.5
BLANK	1	0.5	N/A
TOTAL	192	100.0	100.0

ITEM K: PLANS FOR NEXT ACADEMIC YEAR

	N	% W BL	% W/O BL
	=====	=====	=====
PLAN NOT TO ATTEND COLLEGE (GRADUATING)	95	49.5	50.3
PLAN NOT TO ATTEND (STOPPING OUT)	1	0.5	0.5
PLAN TO RE-ENROLL IN THIS COLLEGE	44	22.9	23.3
PLAN TO ATTEND ANOTHER COLLEGE	30	15.6	15.9
UNDECIDED	19	9.9	10.1
BLANK	3	1.6	N/A
TOTAL	192	100.0	100.0

ACT COLLEGE OUTCOMES SURVEY (COS) SUMMARY REPORT

08/23/11

PAGE 7

ROGERS STATE UNIVERSITY

CLAREMORE, OK

CODE 3420

SUMMARY FOR SECTION I: BACKGROUND INFORMATION

ITEM L: EDUCATIONAL ACHIEVEMENTS AND GOALS

=====

	HIGHEST DEGREE YOU HAVE ALREADY RECEIVED			DEGREE YOU ARE NOW PURSUING HERE			HIGHEST GOAL NOW INTENDING TO PURSUE IN YOUR LIFETIME		
	N	% W BL	% W/O BL	N	% W BL	% W/O BL	N	% W BL	% W/O BL
	=====	=====	=====	=====	=====	=====	=====	=====	=====
SOME HIGH SCHOOL OR LESS	1	0.5	0.6	0	0.0	0.0	2	1.0	1.1
HIGH SCHOOL DIPLOMA OR GED CERTIFICATE	56	29.2	32.2	0	0.0	0.0	0	0.0	0.0
SOME COLLEGE, NO COLLEGE DEGREE/CERTIF	41	21.4	23.6	5	2.6	2.8	0	0.0	0.0
VOC/TECH DEGREE/CERTIFICATE	8	4.2	4.6	0	0.0	0.0	0	0.0	0.0
ASSOCIATE DEGREE	61	31.8	35.1	56	29.2	31.1	8	4.2	4.5
BACHELOR'S DEGREE	7	3.6	4.0	119	62.0	66.1	69	35.9	39.2
MASTER'S DEGREE	0	0.0	0.0	0	0.0	0.0	72	37.5	40.9
DOCTORATE/PROF DEGREE (PHD,MD,EDD,JD)	0	0.0	0.0	0	0.0	0.0	25	13.0	14.2
BLANK	18	9.4	N/A	12	6.2	N/A	16	8.3	N/A
TOTAL	192	100.0	100.0	192	100.0	100.0	192	100.0	100.0

	HIGHEST GOAL WHEN YOU FIRST ENROLLED HERE			HIGHEST EDUCATIONAL ATTAINMENT OF FATHER			HIGHEST EDUCATIONAL ATTAINMENT OF MOTHER		
	N	% W BL	% W/O BL	N	% W BL	% W/O BL	N	% W BL	% W/O BL
	=====	=====	=====	=====	=====	=====	=====	=====	=====
SOME HIGH SCHOOL OR LESS	0	0.0	0.0	25	13.0	13.9	21	10.9	11.7
HIGH SCHOOL DIPLOMA OR GED CERTIFICATE	21	10.9	12.6	69	35.9	38.3	63	32.8	35.0
SOME COLLEGE, NO COLLEGE DEGREE/CERTIF	12	6.2	7.2	25	13.0	13.9	30	15.6	16.7
VOC/TECH DEGREE/CERTIFICATE	2	1.0	1.2	16	8.3	8.9	14	7.3	7.8
ASSOCIATE DEGREE	27	14.1	16.2	10	5.2	5.6	23	12.0	12.8
BACHELOR'S DEGREE	71	37.0	42.5	24	12.5	13.3	18	9.4	10.0
MASTER'S DEGREE	17	8.9	10.2	6	3.1	3.3	9	4.7	5.0
DOCTORATE/PROF DEGREE (PHD,MD,EDD,JD)	17	8.9	10.2	5	2.6	2.8	2	1.0	1.1
BLANK	25	13.0	N/A	12	6.2	N/A	12	6.2	N/A
TOTAL	192	100.0	100.0	192	100.0	100.0	192	100.0	100.0

ACT COLLEGE OUTCOMES SURVEY (COS) SUMMARY REPORT

08/23/11

PAGE 8

ROGERS STATE UNIVERSITY

CLAREMORE, OK

CODE 3420

SUMMARY FOR SECTION I: BACKGROUND INFORMATION

ITEM M: RESPONSIBILITIES AND TIME ALLOCATIONS - HOURS PER WEEK CURRENTLY SPENT ON EACH ACTIVITY

PAGE 1 OF 2

HOURS/WEEK =====	COURSE-RELATED ACTIVITIES (E.G., CLASS, STUDIES, LAB)			OTHER LEARNING EXPERIENCES (E.G., INTERNSHIP, PRACTICUM)			COLLEGE CLUBS, ORGANIZATIONS (E.G., POLITICAL, SOCIAL, RELIG)		
	N =====	% W BL =====	% W/O BL =====	N =====	% W BL =====	% W/O BL =====	N =====	% W BL =====	% W/O BL =====
0	4	2.1	2.1	106	55.2	57.3	131	68.2	70.8
1-5	21	10.9	11.0	33	17.2	17.8	39	20.3	21.1
6-10	47	24.5	24.6	16	8.3	8.6	9	4.7	4.9
11-15	44	22.9	23.0	14	7.3	7.6	3	1.6	1.6
16-20	28	14.6	14.7	4	2.1	2.2	2	1.0	1.1
21-30	19	9.9	9.9	6	3.1	3.2	0	0.0	0.0
31 OR OVER	28	14.6	14.7	6	3.1	3.2	1	0.5	0.5
BLANK	1	0.5	N/A	7	3.6	N/A	7	3.6	N/A
TOTAL	192	100.0	100.0	192	100.0	100.0	192	100.0	100.0

HOURS/WEEK =====	COLLEGE-SPONSORED EVENTS (E.G., PLAYS, SPORTS)			ON-CAMPUS PAID EMPLOYMENT RELATED TO MAJOR			ON-CAMPUS PAID EMPLOYMENT NOT RELATED TO MAJOR		
	N =====	% W BL =====	% W/O BL =====	N =====	% W BL =====	% W/O BL =====	N =====	% W BL =====	% W/O BL =====
0	142	74.0	76.8	176	91.7	95.7	170	88.5	92.4
1-5	36	18.8	19.5	2	1.0	1.1	2	1.0	1.1
6-10	4	2.1	2.2	2	1.0	1.1	2	1.0	1.1
11-15	2	1.0	1.1	2	1.0	1.1	2	1.0	1.1
16-20	0	0.0	0.0	1	0.5	0.5	5	2.6	2.7
21-30	0	0.0	0.0	1	0.5	0.5	2	1.0	1.1
31 OR OVER	1	0.5	0.5	0	0.0	0.0	1	0.5	0.5
BLANK	7	3.6	N/A	8	4.2	N/A	8	4.2	N/A
TOTAL	192	100.0	100.0	192	100.0	100.0	192	100.0	100.0

ACT COLLEGE OUTCOMES SURVEY (COS) SUMMARY REPORT

08/23/11

PAGE 9

ROGERS STATE UNIVERSITY

CLAREMORE, OK

CODE 3420

SUMMARY FOR SECTION I: BACKGROUND INFORMATION

ITEM M: RESPONSIBILITIES AND TIME ALLOCATIONS - HOURS PER WEEK CURRENTLY SPENT ON EACH ACTIVITY

PAGE 2 OF 2

=====

HOURS/WEEK =====	OFF-CAMPUS PAID EMPLOYMENT RELATED TO MAJOR			OFF-CAMPUS PAID EMPLOYMENT NOT RELATED TO MAJOR			CARE OF FAMILY (E.G., SPOUSE, CHILD, RELATIVE)		
	N =====	% W BL =====	% W/O BL =====	N =====	% W BL =====	% W/O BL =====	N =====	% W BL =====	% W/O BL =====
0	134	69.8	72.0	103	53.6	56.3	45	23.4	24.3
1-5	6	3.1	3.2	7	3.6	3.8	23	12.0	12.4
6-10	7	3.6	3.8	5	2.6	2.7	17	8.9	9.2
11-15	4	2.1	2.2	10	5.2	5.5	10	5.2	5.4
16-20	3	1.6	1.6	5	2.6	2.7	13	6.8	7.0
21-30	6	3.1	3.2	20	10.4	10.9	11	5.7	5.9
31 OR OVER	26	13.5	14.0	33	17.2	18.0	66	34.4	35.7
BLANK	6	3.1	N/A	9	4.7	N/A	7	3.6	N/A
TOTAL	192	100.0	100.0	192	100.0	100.0	192	100.0	100.0

HOURS/WEEK =====	OFF-CAMPUS COMMUNITY SERVICE (E.G., RELIGIOUS, CIVIC)			OFF-CAMPUS CULTURAL EVENTS (E.G., THEATER, MUSIC, EXHIBITS)		
	N =====	% W BL =====	% W/O BL =====	N =====	% W BL =====	% W/O BL =====
0	71	37.0	38.4	102	53.1	56.7
1-5	82	42.7	44.3	66	34.4	36.7
6-10	20	10.4	10.8	6	3.1	3.3
11-15	7	3.6	3.8	5	2.6	2.8
16-20	3	1.6	1.6	1	0.5	0.6
21-30	2	1.0	1.1	0	0.0	0.0
31 OR OVER	0	0.0	0.0	0	0.0	0.0
BLANK	7	3.6	N/A	12	6.2	N/A
TOTAL	192	100.0	100.0	192	100.0	100.0

ACT COLLEGE OUTCOMES SURVEY (COS) SUMMARY REPORT

08/23/11

PAGE 10

ROGERS STATE UNIVERSITY

CLAREMORE, OK

CODE 3420

SUMMARY FOR SECTION II: COLLEGE OUTCOMES

ITEM A: IMPORTANCE OF & PROGRESS TOWARD ATTAINING OUTCOMES AT THIS COLLEGE - IMPORTANCE AVERAGES RANK ORDERED

*** RANKED BY IMPORTANCE ***

(5=VERY GREAT, 4=GREAT, 3=MODERATE [AVERAGE], 2=LITTLE, 1=NONE)

IMPORTANCE OF ATTAINING OUTCOMES						PROGRESS AT THIS COLLEGE		
=====						=====		
RANK	# FOR AVERAGE	AVG*	SD	ITEM NO.	ITEM TEXT	RANK	AVG*	# FOR AVERAGE
----	-----	----	----	----	-----	----	----	-----
1	189	4.51	0.72	3	LEARNING TO THINK AND REASON	1	4.14	187
2	188	4.50	0.81	15	BECOMING COMPETENT IN MY MAJOR	7	4.03	185
3	189	4.50	0.87	14	ACQUIRING KNOWLEDGE AND SKILLS NEEDED FOR A CAREER	3	4.07	184
4	190	4.39	0.74	2	DEVELOPING PROBLEM-SOLVING SKILLS	2	4.07	188
5	190	4.31	0.82	1	DRAWING CONCLUSIONS AFTER WEIGHING EVIDENCE, FACTS, AND IDEAS	6	4.05	188
6	188	4.30	0.86	11	LISTENING TO AND UNDERSTANDING WHAT OTHERS SAY	4	4.06	187
7	190	4.28	0.89	5	THINKING OBJECTIVELY ABOUT BELIEFS, ATTITUDES, AND VALUES	5	4.05	187
8	188	4.28	0.94	9	SPEAKING MORE EFFECTIVELY	11	3.94	186
9	189	4.23	0.93	24	EFFECTIVELY USING TECHNOLOGY (E.G., COMPUTERS, HIGH-TECH EQUIPMENT)	12	3.92	186
10	188	4.19	0.85	4	LOCATING, SCREENING, AND ORGANIZING INFORMATION	10	3.99	186
11	189	4.17	0.95	13	DEVELOPING OPENNESS TO NEW IDEAS AND PRACTICES	8	4.03	187
12	189	4.16	0.90	20	DEVELOPING EFFECTIVE JOB-SEEKING SKILLS	19	3.56	186
13	190	4.14	0.97	7	IMPROVING MY WRITING SKILLS	9	4.00	188
14	189	4.14	0.94	21	LEARNING ABOUT CAREER OPTIONS	21	3.48	187
15	187	4.09	1.06	10	FURTHER DEVELOPING MY STUDY SKILLS	13	3.90	187
16	189	4.05	1.07	12	LEARNING TO FORMULATE AND RE-SHAPE MY LIFETIME GOALS	14	3.89	187
17	188	4.01	0.99	6	DEVELOPING MY CREATIVITY, GENERATING ORIGINAL IDEAS AND PRODUCTS	16	3.74	187
18	189	4.00	1.04	8	READING WITH GREATER SPEED AND BETTER COMPREHENSION	17	3.66	186
19	189	3.92	1.03	17	BROADENING MY INTELLECTUAL INTERESTS	15	3.74	185
20	189	3.82	1.09	22	APPLYING SCIENTIFIC KNOWLEDGE AND SKILLS	18	3.61	186
21	189	3.76	1.18	18	DISCOVERING PRODUCTIVE AND REWARDING USES OF MY TALENTS AND LEISURE TIME	20	3.55	187
22	189	3.74	1.16	19	LEARNING PRINCIPLES FOR IMPROVING PHYSICAL AND MENTAL HEALTH	25	3.30	185
23	189	3.67	1.13	25	LEARNING ABOUT THE ROLE OF SCIENCE AND TECHNOLOGY IN SOCIETY	22	3.48	187
24	188	3.54	1.14	26	UNDERSTANDING AND APPLYING MATH CONCEPTS AND STATISTICAL REASONING	24	3.39	187
25	188	3.53	1.20	23	LEARNING PRINCIPLES FOR CONSERVING AND IMPROVING THE GLOBAL ENVIRONMENT	26	3.16	187
26	188	3.34	1.26	16	APPRECIATING THE FINE ARTS, MUSIC, LITERATURE, AND THE HUMANITIES	23	3.45	184

ACT COLLEGE OUTCOMES SURVEY (COS) SUMMARY REPORT

08/23/11

PAGE 11

ROGERS STATE UNIVERSITY

CLAREMORE, OK

CODE 3420

SUMMARY FOR SECTION II: COLLEGE OUTCOMES

ITEM A: IMPORTANCE OF ATTAINING OUTCOMES AT THIS COLLEGE - FREQUENCIES AND PERCENTAGES TOTAL SCANNED = 192 PAGE 1 OF 2

ITEM NO.	ITEM TEXT		VERY GREAT	GREAT	MODERATE (AVERAGE)	LITTLE	NONE	BLANK
1	DRAWING CONCLUSIONS AFTER WEIGHING EVIDENCE, FACTS, AND IDEAS	N %	92 47.9	72 37.5	19 9.9	6 3.1	1 0.5	2 1.0
2	DEVELOPING PROBLEM-SOLVING SKILLS	N %	100 52.1	69 35.9	17 8.9	4 2.1	0 0.0	2 1.0
3	LEARNING TO THINK AND REASON	N %	118 61.5	52 27.1	16 8.3	3 1.6	0 0.0	3 1.6
4	LOCATING, SCREENING, AND ORGANIZING INFORMATION	N %	81 42.2	68 35.4	33 17.2	5 2.6	1 0.5	4 2.1
5	THINKING OBJECTIVELY ABOUT BELIEFS, ATTITUDES, AND VALUES	N %	100 52.1	51 26.6	32 16.7	6 3.1	1 0.5	2 1.0
6	DEVELOPING MY CREATIVITY, GENERATING ORIGINAL IDEAS AND PRODUCTS	N %	72 37.5	62 32.3	40 20.8	11 5.7	3 1.6	4 2.1
7	IMPROVING MY WRITING SKILLS	N %	88 45.8	54 28.1	39 20.3	5 2.6	4 2.1	2 1.0
8	READING WITH GREATER SPEED AND BETTER COMPREHENSION	N %	76 39.6	59 30.7	36 18.8	14 7.3	4 2.1	3 1.6
9	SPEAKING MORE EFFECTIVELY	N %	100 52.1	52 27.1	28 14.6	4 2.1	4 2.1	4 2.1
10	FURTHER DEVELOPING MY STUDY SKILLS	N %	83 43.2	61 31.8	26 13.5	10 5.2	7 3.6	5 2.6
11	LISTENING TO AND UNDERSTANDING WHAT OTHERS SAY	N %	100 52.1	52 27.1	29 15.1	7 3.6	0 0.0	4 2.1
12	LEARNING TO FORMULATE AND RE-SHAPE MY LIFETIME GOALS	N %	82 42.7	59 30.7	31 16.1	10 5.2	7 3.6	3 1.6
13	DEVELOPING OPENNESS TO NEW IDEAS AND PRACTICES	N %	89 46.4	57 29.7	30 15.6	12 6.2	1 0.5	3 1.6

ACT COLLEGE OUTCOMES SURVEY (COS) SUMMARY REPORT

08/23/11

PAGE 12

ROGERS STATE UNIVERSITY

CLAREMORE, OK

CODE 3420

SUMMARY FOR SECTION II: COLLEGE OUTCOMES

ITEM A: IMPORTANCE OF ATTAINING OUTCOMES AT THIS COLLEGE - FREQUENCIES AND PERCENTAGES TOTAL SCANNED = 192 PAGE 2 OF 2

ITEM NO.	ITEM TEXT		VERY GREAT	GREAT	MODERATE (AVERAGE)	LITTLE	NONE	BLANK
14	ACQUIRING KNOWLEDGE AND SKILLS NEEDED FOR A CAREER	N	129	35	18	4	3	3
		%	67.2	18.2	9.4	2.1	1.6	1.6
15	BECOMING COMPETENT IN MY MAJOR	N	123	44	14	6	1	4
		%	64.1	22.9	7.3	3.1	0.5	2.1
16	APPRECIATING THE FINE ARTS, MUSIC, LITERATURE, AND THE HUMANITIES	N	44	41	55	30	18	4
		%	22.9	21.4	28.6	15.6	9.4	2.1
17	BROADENING MY INTELLECTUAL INTERESTS	N	67	61	45	11	5	3
		%	34.9	31.8	23.4	5.7	2.6	1.6
18	DISCOVERING PRODUCTIVE AND REWARDING USES OF MY TALENTS AND LEISURE TIME	N	68	45	47	20	9	3
		%	35.4	23.4	24.5	10.4	4.7	1.6
19	LEARNING PRINCIPLES FOR IMPROVING PHYSICAL AND MENTAL HEALTH	N	66	43	54	17	9	3
		%	34.4	22.4	28.1	8.9	4.7	1.6
20	DEVELOPING EFFECTIVE JOB-SEEKING SKILLS (E.G., INTERVIEWING, RESUME CONSTRUCTION)	N	81	68	31	7	2	3
		%	42.2	35.4	16.1	3.6	1.0	1.6
21	LEARNING ABOUT CAREER OPTIONS	N	86	54	40	7	2	3
		%	44.8	28.1	20.8	3.6	1.0	1.6
22	APPLYING SCIENTIFIC KNOWLEDGE AND SKILLS	N	62	61	42	18	6	3
		%	32.3	31.8	21.9	9.4	3.1	1.6
23	LEARNING PRINCIPLES FOR CONSERVING AND IMPROVING THE GLOBAL ENVIRONMENT	N	50	47	56	22	13	4
		%	26.0	24.5	29.2	11.5	6.8	2.1
24	EFFECTIVELY USING TECHNOLOGY (E.G., COMPUTERS, HIGH-TECH EQUIPMENT)	N	93	58	29	6	3	3
		%	48.4	30.2	15.1	3.1	1.6	1.6
25	LEARNING ABOUT THE ROLE OF SCIENCE AND TECHNOLOGY IN SOCIETY	N	57	46	61	16	9	3
		%	29.7	24.0	31.8	8.3	4.7	1.6
26	UNDERSTANDING AND APPLYING MATH CONCEPTS AND STATISTICAL REASONING	N	44	57	56	19	12	4
		%	22.9	29.7	29.2	9.9	6.2	2.1

ACT COLLEGE OUTCOMES SURVEY (COS) SUMMARY REPORT

08/23/11

PAGE 13

ROGERS STATE UNIVERSITY

CLAREMORE, OK

CODE 3420

SUMMARY FOR SECTION II: COLLEGE OUTCOMES

ITEM A: IMPORTANCE OF AND PROGRESS TOWARD ATTAINING OUTCOMES AT THIS COLLEGE - PROGRESS AVERAGES RANK ORDERED

*** RANKED BY PROGRESS ***

(5=VERY MUCH, 4=MUCH, 3=MODERATE [AVERAGE], 2=LITTLE, 1=NONE)

IMPORTANCE OF ATTAINING OUTCOMES =====					PROGRESS AT THIS COLLEGE =====			
RANK	AVG*	# FOR AVERAGE	ITEM NO.	ITEM TEXT	RANK	# FOR AVERAGE	AVG*	SD
1	4.51	189	3	LEARNING TO THINK AND REASON	1	187	4.14	0.85
4	4.39	190	2	DEVELOPING PROBLEM-SOLVING SKILLS	2	188	4.07	0.88
3	4.50	189	14	ACQUIRING KNOWLEDGE AND SKILLS NEEDED FOR A CAREER	3	184	4.07	0.86
6	4.30	188	11	LISTENING TO AND UNDERSTANDING WHAT OTHERS SAY	4	187	4.06	0.86
7	4.28	190	5	THINKING OBJECTIVELY ABOUT BELIEFS, ATTITUDES, AND VALUES	5	187	4.05	1.01
5	4.31	190	1	DRAWING CONCLUSIONS AFTER WEIGHING EVIDENCE, FACTS, AND IDEAS	6	188	4.05	0.83
2	4.50	188	15	BECOMING COMPETENT IN MY MAJOR	7	185	4.03	0.88
11	4.17	189	13	DEVELOPING OPENNESS TO NEW IDEAS AND PRACTICES	8	187	4.03	0.91
13	4.14	190	7	IMPROVING MY WRITING SKILLS	9	188	4.00	0.96
10	4.19	188	4	LOCATING, SCREENING, AND ORGANIZING INFORMATION	10	186	3.99	0.97
8	4.28	188	9	SPEAKING MORE EFFECTIVELY	11	186	3.94	0.95
9	4.23	189	24	EFFECTIVELY USING TECHNOLOGY (E.G., COMPUTERS, HIGH-TECH EQUIPMENT)	12	186	3.92	0.98
15	4.09	187	10	FURTHER DEVELOPING MY STUDY SKILLS	13	187	3.90	1.07
16	4.05	189	12	LEARNING TO FORMULATE AND RE-SHAPE MY LIFETIME GOALS	14	187	3.89	1.09
19	3.92	189	17	BROADENING MY INTELLECTUAL INTERESTS	15	185	3.74	1.01
17	4.01	188	6	DEVELOPING MY CREATIVITY, GENERATING ORIGINAL IDEAS AND PRODUCTS	16	187	3.74	0.96
18	4.00	189	8	READING WITH GREATER SPEED AND BETTER COMPREHENSION	17	186	3.66	1.05
20	3.82	189	22	APPLYING SCIENTIFIC KNOWLEDGE AND SKILLS	18	186	3.61	1.10
12	4.16	189	20	DEVELOPING EFFECTIVE JOB-SEEKING SKILLS	19	186	3.56	1.13
21	3.76	189	18	DISCOVERING PRODUCTIVE AND REWARDING USES OF MY TALENTS AND LEISURE TIME	20	187	3.55	1.14
14	4.14	189	21	LEARNING ABOUT CAREER OPTIONS	21	187	3.48	1.12
23	3.67	189	25	LEARNING ABOUT THE ROLE OF SCIENCE AND TECHNOLOGY IN SOCIETY	22	187	3.48	1.10
26	3.34	188	16	APPRECIATING THE FINE ARTS, MUSIC, LITERATURE, AND THE HUMANITIES	23	184	3.45	1.19
24	3.54	188	26	UNDERSTANDING AND APPLYING MATH CONCEPTS AND STATISTICAL REASONING	24	187	3.39	1.17
22	3.74	189	19	LEARNING PRINCIPLES FOR IMPROVING PHYSICAL AND MENTAL HEALTH	25	185	3.30	1.17
25	3.53	188	23	LEARNING PRINCIPLES FOR CONSERVING AND IMPROVING THE GLOBAL ENVIRONMENT	26	187	3.16	1.20

ACT COLLEGE OUTCOMES SURVEY (COS) SUMMARY REPORT

08/23/11

PAGE 14

ROGERS STATE UNIVERSITY

CLAREMORE, OK

CODE 3420

SUMMARY FOR SECTION II: COLLEGE OUTCOMES

ITEM A: PROGRESS TOWARD ATTAINING OUTCOMES AT THIS COLLEGE - FREQUENCIES AND PERCENTAGES TOTAL SCANNED = 192 PAGE 1 OF 2
=====

ITEM NO.	ITEM TEXT		VERY MUCH	MUCH	MODERATE (AVERAGE)	LITTLE	NONE	BLANK
1	DRAWING CONCLUSIONS AFTER WEIGHING EVIDENCE, FACTS, AND IDEAS	N	62	81	37	8	0	4
		%	32.3	42.2	19.3	4.2	0.0	2.1
2	DEVELOPING PROBLEM-SOLVING SKILLS	N	72	67	40	9	0	4
		%	37.5	34.9	20.8	4.7	0.0	2.1
3	LEARNING TO THINK AND REASON	N	74	74	32	6	1	5
		%	38.5	38.5	16.7	3.1	0.5	2.6
4	LOCATING, SCREENING, AND ORGANIZING INFORMATION	N	66	70	34	14	2	6
		%	34.4	36.5	17.7	7.3	1.0	3.1
5	THINKING OBJECTIVELY ABOUT BELIEFS, ATTITUDES, AND VALUES	N	78	60	34	11	4	5
		%	40.6	31.2	17.7	5.7	2.1	2.6
6	DEVELOPING MY CREATIVITY, GENERATING ORIGINAL IDEAS AND PRODUCTS	N	48	61	60	17	1	5
		%	25.0	31.8	31.2	8.9	0.5	2.6
7	IMPROVING MY WRITING SKILLS	N	67	70	38	10	3	4
		%	34.9	36.5	19.8	5.2	1.6	2.1
8	READING WITH GREATER SPEED AND BETTER COMPREHENSION	N	47	59	54	22	4	6
		%	24.5	30.7	28.1	11.5	2.1	3.1
9	SPEAKING MORE EFFECTIVELY	N	56	81	33	13	3	6
		%	29.2	42.2	17.2	6.8	1.6	3.1
10	FURTHER DEVELOPING MY STUDY SKILLS	N	65	65	38	12	7	5
		%	33.9	33.9	19.8	6.2	3.6	2.6
11	LISTENING TO AND UNDERSTANDING WHAT OTHERS SAY	N	67	72	40	8	0	5
		%	34.9	37.5	20.8	4.2	0.0	2.6
12	LEARNING TO FORMULATE AND RE-SHAPE MY LIFETIME GOALS	N	70	53	44	14	6	5
		%	36.5	27.6	22.9	7.3	3.1	2.6
13	DEVELOPING OPENNESS TO NEW IDEAS AND PRACTICES	N	68	68	39	12	0	5
		%	35.4	35.4	20.3	6.2	0.0	2.6

ACT COLLEGE OUTCOMES SURVEY (COS) SUMMARY REPORT

08/23/11

PAGE 15

ROGERS STATE UNIVERSITY

CLAREMORE, OK

CODE 3420

SUMMARY FOR SECTION II: COLLEGE OUTCOMES

ITEM A: PROGRESS TOWARD ATTAINING OUTCOMES AT THIS COLLEGE - FREQUENCIES AND PERCENTAGES TOTAL SCANNED = 192 PAGE 2 OF 2

ITEM NO.	ITEM TEXT		VERY MUCH	MUCH	MODERATE (AVERAGE)	LITTLE	NONE	BLANK
14	ACQUIRING KNOWLEDGE AND SKILLS NEEDED FOR A CAREER	N	64	77	35	7	1	8
		%	33.3	40.1	18.2	3.6	0.5	4.2
15	BECOMING COMPETENT IN MY MAJOR	N	59	85	30	9	2	7
		%	30.7	44.3	15.6	4.7	1.0	3.6
16	APPRECIATING THE FINE ARTS, MUSIC, LITERATURE, AND THE HUMANITIES	N	44	47	53	28	12	8
		%	22.9	24.5	27.6	14.6	6.2	4.2
17	BROADENING MY INTELLECTUAL INTERESTS	N	47	68	50	15	5	7
		%	24.5	35.4	26.0	7.8	2.6	3.6
18	DISCOVERING PRODUCTIVE AND REWARDING USES OF MY TALENTS AND LEISURE TIME	N	45	56	51	26	9	5
		%	23.4	29.2	26.6	13.5	4.7	2.6
19	LEARNING PRINCIPLES FOR IMPROVING PHYSICAL AND MENTAL HEALTH	N	34	47	60	29	15	7
		%	17.7	24.5	31.2	15.1	7.8	3.6
20	DEVELOPING EFFECTIVE JOB-SEEKING SKILLS (E.G., INTERVIEWING, RESUME CONSTRUCTION)	N	49	48	54	29	6	6
		%	25.5	25.0	28.1	15.1	3.1	3.1
21	LEARNING ABOUT CAREER OPTIONS	N	40	57	50	33	7	5
		%	20.8	29.7	26.0	17.2	3.6	2.6
22	APPLYING SCIENTIFIC KNOWLEDGE AND SKILLS	N	48	55	50	28	5	6
		%	25.0	28.6	26.0	14.6	2.6	3.1
23	LEARNING PRINCIPLES FOR CONSERVING AND IMPROVING THE GLOBAL ENVIRONMENT	N	28	47	58	34	20	5
		%	14.6	24.5	30.2	17.7	10.4	2.6
24	EFFECTIVELY USING TECHNOLOGY (E.G., COMPUTERS, HIGH-TECH EQUIPMENT)	N	60	71	39	13	3	6
		%	31.2	37.0	20.3	6.8	1.6	3.1
25	LEARNING ABOUT THE ROLE OF SCIENCE AND TECHNOLOGY IN SOCIETY	N	36	60	58	23	10	5
		%	18.8	31.2	30.2	12.0	5.2	2.6
26	UNDERSTANDING AND APPLYING MATH CONCEPTS AND STATISTICAL REASONING	N	35	56	58	22	16	5
		%	18.2	29.2	30.2	11.5	8.3	2.6

ACT COLLEGE OUTCOMES SURVEY (COS) SUMMARY REPORT

08/23/11

PAGE 16

ROGERS STATE UNIVERSITY

CLAREMORE, OK

CODE 3420

SUMMARY FOR SECTION II: COLLEGE OUTCOMES

ITEM B: VIEWS OF REQUIRED COURSES OUTSIDE MAJOR - AGREEMENT AVERAGES RANK ORDERED

REQUIRED COURSES OUTSIDE MY AREA OF SPECIALIZATION HELPED ME ...

(5=STRONGLY AGREE, 4=AGREE, 3=NEUTRAL, 2=DISAGREE, 1=STRONGLY DISAGREE)

RANK	# FOR AVERAGE	AGREEMENT AVERAGE*	SD	ITEM NO.	ITEM TEXT
1	183	3.89	1.05	7	BECOME A MORE INDEPENDENT AND SELF-DIRECTED LEARNER.
2	182	3.79	1.08	4	BROADEN MY AWARENESS OF DIVERSITY AMONG PEOPLE, THEIR VALUES AND CULTURES.
3	186	3.77	1.09	2	DEVELOP AS A 'WHOLE PERSON.'
4	186	3.73	1.05	1	THINK ABOUT MY MAJOR IN THE CONTEXT OF A LARGER WORLD VIEW.
5	185	3.71	1.01	6	BUILD A FRAMEWORK TO ORGANIZE MY LEARNING WITHIN AND ACROSS AREAS OF STUDY.
6	176	3.59	1.06	5	INCREASE MY KNOWLEDGE OF THE EARTH AND ITS PHYSICAL AND BIOLOGICAL RESOURCES.
7	181	3.49	1.15	3	APPRECIATE GREAT WORKS OF LITERATURE, PHILOSOPHY, AND ART.

ACT COLLEGE OUTCOMES SURVEY (COS) SUMMARY REPORT

08/23/11

PAGE 17

ROGERS STATE UNIVERSITY

CLAREMORE, OK

CODE 3420

SUMMARY FOR SECTION II: COLLEGE OUTCOMES

ITEM B: VIEWS OF REQUIRED COURSES OUTSIDE MAJOR - FREQUENCIES AND PERCENTAGES TOTAL SCANNED = 192

REQUIRED COURSES OUTSIDE MY AREA OF SPECIALIZATION HELPED ME ...

ITEM NO	ITEM TEXT		STRONGLY AGREE	AGREE	NEUTRAL	DISAGREE	STRONGLY DISAGREE	NOT APPLICABLE	BLANK
----	-----		-----	-----	-----	-----	-----	-----	-----
1	... THINK ABOUT MY MAJOR IN THE CONTEXT OF A LARGER WORLD VIEW.	N %	44 22.9	78 40.6	45 23.4	8 4.2	11 5.7	1 0.5	5 2.6
2	... DEVELOP AS A "WHOLE PERSON."	N %	52 27.1	73 38.0	37 19.3	15 7.8	9 4.7	1 0.5	5 2.6
3	... APPRECIATE GREAT WORKS OF LITERATURE, PHILOSOPHY, AND ART.	N %	38 19.8	59 30.7	51 26.6	20 10.4	13 6.8	6 3.1	5 2.6
4	... BROADEN MY AWARENESS OF DIVERSITY AMONG PEOPLE, THEIR VALUES AND CULTURES.	N %	50 26.0	74 38.5	39 20.3	8 4.2	11 5.7	3 1.6	7 3.6
5	... INCREASE MY KNOWLEDGE OF THE EARTH AND ITS PHYSICAL AND BIOLOGICAL RESOURCES.	N %	35 18.2	66 34.4	52 27.1	13 6.8	10 5.2	10 5.2	6 3.1
6	... BUILD A FRAMEWORK TO ORGANIZE MY LEARNING WITHIN AND ACROSS AREAS OF STUDY.	N %	40 20.8	80 41.7	43 22.4	15 7.8	7 3.6	1 0.5	6 3.1
7	... BECOME A MORE INDEPENDENT AND SELF-DIRECTED LEARNER.	N %	58 30.2	74 38.5	31 16.1	13 6.8	7 3.6	4 2.1	5 2.6

ACT COLLEGE OUTCOMES SURVEY (COS) SUMMARY REPORT

08/23/11

PAGE 18

ROGERS STATE UNIVERSITY

CLAREMORE, OK

CODE 3420

SUMMARY FOR SECTION II: COLLEGE OUTCOMES

ITEM C: AGREEMENT WITH STATEMENTS ABOUT THIS COLLEGE - AGREEMENT AVERAGES RANK ORDERED

*** RANKED BY AGREEMENT ***

(5=STRONGLY AGREE, 4=AGREE, 3=NEUTRAL, 2=DISAGREE, 1=STRONGLY DISAGREE)

RANK	# FOR AVERAGE	AGREEMENT AVERAGE*	SD	ITEM NO.	ITEM TEXT
1	188	4.49	0.78	8	I AM PROUD OF MY ACCOMPLISHMENTS AT THIS COLLEGE.
2	187	4.30	0.90	5	THIS COLLEGE IS EQUALLY SUPPORTIVE OF WOMEN AND MEN.
3	188	4.29	0.84	1	THIS COLLEGE HAS HELPED ME MEET THE GOALS I CAME HERE TO ACHIEVE.
4	187	4.29	0.85	7	THIS COLLEGE IS EQUALLY SUPPORTIVE OF ALL RACIAL/ETHNIC GROUPS.
5	189	4.21	0.92	4	I WOULD RECOMMEND THIS COLLEGE TO OTHERS.
6	189	4.14	0.97	6	MY EXPERIENCES HERE HAVE HELPED MOTIVATE ME TO MAKE SOMETHING OF MY LIFE.
7	189	4.02	1.03	2	IF CHOOSING A COLLEGE I WOULD CHOOSE THIS ONE.
8	189	3.94	0.95	3	MY EXPERIENCES HERE HAVE EQUIPPED ME TO DEAL WITH POSSIBLE CAREER CHANGES.
9	188	3.87	1.19	9	THIS COLLEGE WELCOMES AND USES FEEDBACK FROM STUDENTS TO IMPROVE THE COLLEGE.

ACT COLLEGE OUTCOMES SURVEY (COS) SUMMARY REPORT

08/23/11

PAGE 19

ROGERS STATE UNIVERSITY

CLAREMORE, OK

CODE 3420

SUMMARY FOR SECTION II: COLLEGE OUTCOMES

ITEM C: AGREEMENT WITH STATEMENTS ABOUT THIS COLLEGE - FREQUENCIES AND PERCENTAGES TOTAL SCANNED = 192

ITEM NO.	ITEM TEXT		STRONGLY AGREE	AGREE	NEUTRAL	DISAGREE	STRONGLY DISAGREE	BLANK
1	THIS COLLEGE HAS HELPED ME MEET THE GOALS I CAME HERE TO ACHIEVE.	N %	88 45.8	78 40.6	14 7.3	5 2.6	3 1.6	4 2.1
2	IF CHOOSING A COLLEGE AGAIN, I WOULD CHOOSE THIS ONE.	N %	72 37.5	72 37.5	27 14.1	12 6.2	6 3.1	3 1.6
3	MY EXPERIENCES HERE HAVE EQUIPPED ME TO DEAL WITH POSSIBLE CAREER CHANGES.	N %	62 32.3	70 36.5	44 22.9	10 5.2	3 1.6	3 1.6
4	I WOULD RECOMMEND THIS COLLEGE TO OTHERS.	N %	85 44.3	74 38.5	19 9.9	7 3.6	4 2.1	3 1.6
5	THIS COLLEGE IS EQUALLY SUPPORTIVE OF WOMEN AND MEN.	N %	98 51.0	58 30.2	23 12.0	5 2.6	3 1.6	5 2.6
6	MY EXPERIENCES HERE HAVE HELPED MOTIVATE ME TO MAKE SOMETHING OF MY LIFE.	N %	85 44.3	60 31.2	33 17.2	7 3.6	4 2.1	3 1.6
7	THIS COLLEGE IS EQUALLY SUPPORTIVE OF ALL RACIAL/ETHNIC GROUPS.	N %	94 49.0	61 31.8	25 13.0	6 3.1	1 0.5	5 2.6
8	I AM PROUD OF MY ACCOMPLISHMENTS AT THIS COLLEGE.	N %	118 61.5	52 27.1	13 6.8	3 1.6	2 1.0	4 2.1
9	THIS COLLEGE WELCOMES AND USES FEEDBACK FROM STUDENTS TO IMPROVE THE COLLEGE.	N %	72 37.5	57 29.7	34 17.7	12 6.2	13 6.8	4 2.1

ACT COLLEGE OUTCOMES SURVEY (COS) SUMMARY REPORT

08/23/11

PAGE 20

ROGERS STATE UNIVERSITY

CLAREMORE, OK

CODE 3420

SUMMARY FOR SECTION II: COLLEGE OUTCOMES

ITEM D: PERSONAL GROWTH AND COLLEGE CONTRIBUTION TOWARD ATTAINING OUTCOMES - PERSONAL GROWTH AVERAGES RANK ORDERED PAGE 1 OF 2

*** RANKED BY PERSONAL GROWTH ***

(5=VERY MUCH, 4=MUCH, 3=MODERATE [AVERAGE], 2=LITTLE, 1=NONE)

PERSONAL GROWTH SINCE ENTERING THIS COLLEGE =====						COLLEGE CONTRIBUTION =====		
RANK	# FOR AVERAGE	AVG*	SD	ITEM NO.	ITEM TEXT	RANK	AVG*	# FOR AVERAGE
1	182	4.14	0.89	25	BECOMING ACADEMICALLY COMPETENT	2	4.07	181
2	182	4.13	0.92	36	ACQUIRING A WELL-ROUNDED GENERAL EDUCATION	1	4.09	181
3	178	4.12	1.01	17	TAKING RESPONSIBILITY FOR MY OWN BEHAVIOR	14	3.57	173
4	176	4.10	0.90	34	IMPROVING MY ABILITY TO STAY WITH PROJECTS UNTIL THEY ARE FINISHED	8	3.73	178
5	178	4.07	1.05	18	LEARNING HOW TO BECOME A MORE RESPONSIBLE FAMILY MEMBER	30	3.29	170
6	179	4.05	1.00	31	DEVELOPING SELF-CONFIDENCE	15	3.56	179
7	180	4.04	0.99	27	INCREASING MY INTELLECTUAL CURIOSITY	3	3.87	177
8	180	4.03	1.05	28	SETTING LONG-TERM OR 'LIFE' GOALS	11	3.62	180
9	180	4.01	0.99	6	DEVELOPING LEADERSHIP SKILLS	5	3.80	181
10	181	4.01	1.01	5	PREPARING TO COPE WITH CHANGES (E.G., IN CAREER, RELATIONSHIPS, LIFESTYLE)	18	3.54	182
11	179	4.00	0.89	4	IMPROVING MY ABILITY TO RELATE TO OTHERS	6	3.77	180
12	178	3.98	0.99	19	CLARIFYING MY PERSONAL VALUES	27	3.44	174
13	174	3.97	0.98	24	ACQUIRING APPROPRIATE SOCIAL SKILLS FOR USE IN VARIOUS SITUATIONS	12	3.62	173
14	180	3.96	1.00	20	DEVELOPING A SENSE OF PURPOSE, VALUE, AND MEANING FOR MY LIFE	24	3.47	178
15	173	3.95	1.01	26	DEVELOPING PRODUCTIVE WORK RELATIONSHIPS WITH BOTH MEN AND WOMEN	23	3.48	171
16	180	3.94	0.99	32	BECOMING MORE WILLING TO CHANGE AND LEARN NEW THINGS	9	3.71	180
17	178	3.92	0.98	30	UNDERSTANDING MYSELF, MY TALENTS, AND MY INTERESTS	13	3.58	177
18	182	3.91	0.93	2	BECOMING MORE WILLING TO CONSIDER OPPOSING POINTS OF VIEW	4	3.82	182

ACT COLLEGE OUTCOMES SURVEY (COS) SUMMARY REPORT

08/23/11

PAGE 21

ROGERS STATE UNIVERSITY

CLAREMORE, OK

CODE 3420

SUMMARY FOR SECTION II: COLLEGE OUTCOMES

ITEM D: PERSONAL GROWTH AND COLLEGE CONTRIBUTION TOWARD ATTAINING OUTCOMES - PERSONAL GROWTH AVERAGES RANK ORDERED PAGE 2 OF 2

*** RANKED BY PERSONAL GROWTH ***

(5=VERY MUCH, 4=MUCH, 3=MODERATE [AVERAGE], 2=LITTLE, 1=NONE)

PERSONAL GROWTH SINCE ENTERING THIS COLLEGE =====						COLLEGE CONTRIBUTION =====		
RANK	# FOR AVERAGE	AVG*	SD	ITEM NO.	ITEM TEXT	RANK	AVG*	# FOR AVERAGE
----	-----	----	----	----	-----	----	----	-----
19	175	3.90	0.98	9	SEEKING AND CONVEYING THE SPIRIT OF TRUTH	28	3.41	175
20	179	3.89	0.95	8	LEARNING TO BE ADAPTABLE, TOLERANT, AND WILLING TO NEGOTIATE	10	3.62	180
21	179	3.88	0.96	22	DEALING FAIRLY WITH A WIDE RANGE OF PEOPLE	16	3.56	179
22	181	3.87	0.90	1	BECOMING AN EFFECTIVE TEAM OR GROUP MEMBER	7	3.73	182
23	176	3.86	0.93	29	CONSTRUCTIVELY EXPRESSING BOTH EMOTIONS AND IDEAS	22	3.49	177
24	175	3.85	1.03	21	LEARNING HOW TO MANAGE FINANCES (PERSONAL, FAMILY, OR BUSINESS)	33	3.18	170
25	180	3.81	0.98	3	INTERACTING WELL WITH PEOPLE FROM CULTURES OTHER THAN MY OWN	21	3.51	180
26	175	3.79	1.04	10	BECOMING MORE AWARE OF GLOBAL AND INTERNATIONAL ISSUES/EVENTS	20	3.51	178
27	178	3.75	1.10	23	DEVELOPING MORAL PRINCIPLES TO GUIDE MY ACTIONS AND DECISIONS	29	3.31	175
28	176	3.71	1.08	15	BECOMING SENSITIVE TO MORAL INJUSTICES AND WAYS OF AVOIDING/CORRECTING THEM	19	3.54	175
29	178	3.71	1.09	14	RECOGNIZING MY RIGHTS, RESPONSIBILITIES, AND PRIVILEGES AS A CITIZEN	25	3.45	176
30	171	3.68	1.06	35	BECOMING A MORE EFFECTIVE MEMBER IN A MULTI-CULTURAL SOCIETY	26	3.44	172
31	175	3.58	1.14	16	UNDERSTANDING RELIGIOUS VALUES THAT DIFFER FROM MY OWN	31	3.24	174
32	175	3.57	1.15	13	GAINING INSIGHT INTO HUMAN NATURE THROUGH LITERATURE, HISTORY, AND THE ARTS	17	3.56	174
33	180	3.50	1.14	12	BECOMING MORE AWARE OF LOCAL AND NATIONAL POLITICAL/SOCIAL ISSUES	32	3.21	179
34	166	3.49	1.19	11	PREPARING MYSELF TO PARTICIPATE EFFECTIVELY IN THE ELECTORAL PROCESS	34	3.09	167
35	169	3.49	1.22	7	ACTIVELY PARTICIPATING IN VOLUNTEER WORK TO SUPPORT WORTHWHILE CAUSES	35	3.07	169
36	160	3.48	1.28	33	DEVELOPING MY RELIGIOUS VALUES	36	2.73	156

ACT COLLEGE OUTCOMES SURVEY (COS) SUMMARY REPORT

08/23/11

PAGE 22

ROGERS STATE UNIVERSITY

CLAREMORE, OK

CODE 3420

SUMMARY FOR SECTION II: COLLEGE OUTCOMES

ITEM D: PERSONAL GROWTH TOWARD ATTAINING OUTCOMES - FREQUENCIES AND PERCENTAGES TOTAL SCANNED = 192 PAGE 1 OF 3

ITEM NO.	ITEM TEXT		VERY MUCH	MUCH	MODERATE (AVERAGE)	LITTLE	NONE	NOT GOAL OF MINE	BLANK
1	BECOMING AN EFFECTIVE TEAM OR GROUP MEMBER	N	52	64	56	8	1	6	5
		%	27.1	33.3	29.2	4.2	0.5	3.1	2.6
2	BECOMING MORE WILLING TO CONSIDER OPPOSING POINTS OF VIEW	N	58	61	54	7	2	4	6
		%	30.2	31.8	28.1	3.6	1.0	2.1	3.1
3	INTERACTING WELL WITH PEOPLE FROM CULTURES OTHER THAN MY OWN	N	53	55	59	10	3	6	6
		%	27.6	28.6	30.7	5.2	1.6	3.1	3.1
4	IMPROVING MY ABILITY TO RELATE TO OTHERS	N	59	70	44	3	3	7	6
		%	30.7	36.5	22.9	1.6	1.6	3.6	3.1
5	PREPARING TO COPE WITH CHANGES (E.G., IN CAREER, RELATIONSHIPS, LIFESTYLE)	N	70	60	40	5	6	4	7
		%	36.5	31.2	20.8	2.6	3.1	2.1	3.6
6	DEVELOPING LEADERSHIP SKILLS	N	69	62	33	14	2	6	6
		%	35.9	32.3	17.2	7.3	1.0	3.1	3.1
7	ACTIVELY PARTICIPATING IN VOLUNTEER WORK TO SUPPORT WORTHWHILE CAUSES	N	43	47	40	28	11	17	6
		%	22.4	24.5	20.8	14.6	5.7	8.9	3.1
8	LEARNING TO BE ADAPTABLE, TOLERANT, AND WILLING TO NEGOTIATE	N	55	64	49	8	3	7	6
		%	28.6	33.3	25.5	4.2	1.6	3.6	3.1
9	SEEKING AND CONVEYING THE SPIRIT OF TRUTH	N	60	51	55	5	4	10	7
		%	31.2	26.6	28.6	2.6	2.1	5.2	3.6
10	BECOMING MORE AWARE OF GLOBAL AND INTERNATIONAL ISSUES AND EVENTS	N	51	60	45	14	5	11	6
		%	26.6	31.2	23.4	7.3	2.6	5.7	3.1
11	PREPARING MYSELF TO PARTICIPATE EFFECTIVELY IN THE ELECTORAL PROCESS	N	41	43	52	17	13	20	6
		%	21.4	22.4	27.1	8.9	6.8	10.4	3.1
12	BECOMING MORE AWARE OF LOCAL AND NATIONAL POLITICAL AND SOCIAL ISSUES	N	40	53	55	21	11	7	5
		%	20.8	27.6	28.6	10.9	5.7	3.6	2.6

ACT COLLEGE OUTCOMES SURVEY (COS) SUMMARY REPORT

08/23/11

PAGE 23

ROGERS STATE UNIVERSITY

CLAREMORE, OK

CODE 3420

SUMMARY FOR SECTION II: COLLEGE OUTCOMES

ITEM D: PERSONAL GROWTH TOWARD ATTAINING OUTCOMES - FREQUENCIES AND PERCENTAGES TOTAL SCANNED = 192 PAGE 2 OF 3

ITEM NO.	ITEM TEXT		VERY MUCH	MUCH	MODERATE (AVERAGE)	LITTLE	NONE	NOT GOAL OF MINE	BLANK
13	GAINING INSIGHT INTO HUMAN NATURE THROUGH LITERATURE, HISTORY, AND THE ARTS	N %	43 22.4	54 28.1	47 24.5	21 10.9	10 5.2	12 6.2	5 2.6
14	RECOGNIZING MY RIGHTS, RESPONSIBILITIES, AND PRIVILEGES AS A CITIZEN	N %	53 27.6	51 26.6	47 24.5	23 12.0	4 2.1	9 4.7	5 2.6
15	BECOMING SENSITIVE TO MORAL INJUSTICES AND WAYS OF AVOIDING OR CORRECTING THEM	N %	48 25.0	59 30.7	46 24.0	16 8.3	7 3.6	11 5.7	5 2.6
16	UNDERSTANDING RELIGIOUS VALUES THAT DIFFER FROM MY OWN	N %	46 24.0	48 25.0	50 26.0	23 12.0	8 4.2	11 5.7	6 3.1
17	TAKING RESPONSIBILITY FOR MY OWN BEHAVIOR	N %	81 42.2	55 28.6	31 16.1	5 2.6	6 3.1	9 4.7	5 2.6
18	LEARNING HOW TO BECOME A MORE RESPONSIBLE FAMILY MEMBER	N %	80 41.7	50 26.0	35 18.2	7 3.6	6 3.1	9 4.7	5 2.6
19	CLARIFYING MY PERSONAL VALUES	N %	65 33.9	61 31.8	41 21.4	6 3.1	5 2.6	8 4.2	6 3.1
20	DEVELOPING A SENSE OF PURPOSE, VALUE, AND MEANING FOR MY LIFE	N %	63 32.8	66 34.4	36 18.8	11 5.7	4 2.1	6 3.1	6 3.1
21	LEARNING HOW TO MANAGE FINANCES (PERSONAL, FAMILY, OR BUSINESS)	N %	57 29.7	56 29.2	45 23.4	13 6.8	4 2.1	11 5.7	6 3.1
22	DEALING FAIRLY WITH A WIDE RANGE OF PEOPLE	N %	54 28.1	66 34.4	46 24.0	10 5.2	3 1.6	7 3.6	6 3.1
23	DEVELOPING MORAL PRINCIPLES TO GUIDE MY ACTIONS AND DECISIONS	N %	56 29.2	51 26.6	49 25.5	15 7.8	7 3.6	8 4.2	6 3.1
24	ACQUIRING APPROPRIATE SOCIAL SKILLS FOR USE IN VARIOUS SITUATIONS	N %	60 31.2	65 33.9	36 18.8	9 4.7	4 2.1	11 5.7	7 3.6

ACT COLLEGE OUTCOMES SURVEY (COS) SUMMARY REPORT

08/23/11

PAGE 24

ROGERS STATE UNIVERSITY

CLAREMORE, OK

CODE 3420

SUMMARY FOR SECTION II: COLLEGE OUTCOMES

ITEM D: PERSONAL GROWTH TOWARD ATTAINING OUTCOMES - FREQUENCIES AND PERCENTAGES TOTAL SCANNED = 192 PAGE 3 OF 3

ITEM NO.	ITEM TEXT		VERY MUCH	MUCH	MODERATE (AVERAGE)	LITTLE	NONE	NOT GOAL OF MINE	BLANK
25	BECOMING ACADEMICALLY COMPETENT	N	75	65	37	2	3	4	6
		%	39.1	33.9	19.3	1.0	1.6	2.1	3.1
26	DEVELOPING PRODUCTIVE WORK RELATIONSHIPS WITH BOTH MEN AND WOMEN	N	61	59	44	2	7	13	6
		%	31.8	30.7	22.9	1.0	3.6	6.8	3.1
27	INCREASING MY INTELLECTUAL CURIOSITY	N	70	65	33	7	5	6	6
		%	36.5	33.9	17.2	3.6	2.6	3.1	3.1
28	SETTING LONG-TERM OR "LIFE" GOALS	N	75	58	31	10	6	6	6
		%	39.1	30.2	16.1	5.2	3.1	3.1	3.1
29	CONSTRUCTIVELY EXPRESSING BOTH EMOTIONS AND IDEAS	N	49	66	51	7	3	10	6
		%	25.5	34.4	26.6	3.6	1.6	5.2	3.1
30	UNDERSTANDING MYSELF, MY TALENTS, AND MY INTERESTS	N	59	63	42	11	3	7	7
		%	30.7	32.8	21.9	5.7	1.6	3.6	3.6
31	DEVELOPING SELF-CONFIDENCE	N	71	64	31	8	5	7	6
		%	37.0	33.3	16.1	4.2	2.6	3.6	3.1
32	BECOMING MORE WILLING TO CHANGE AND LEARN NEW THINGS	N	61	66	40	8	5	6	6
		%	31.8	34.4	20.8	4.2	2.6	3.1	3.1
33	DEVELOPING MY RELIGIOUS VALUES	N	45	39	38	24	14	24	8
		%	23.4	20.3	19.8	12.5	7.3	12.5	4.2
34	IMPROVING MY ABILITY TO STAY WITH PROJECTS UNTIL THEY ARE FINISHED	N	68	68	31	7	2	8	8
		%	35.4	35.4	16.1	3.6	1.0	4.2	4.2
35	BECOMING A MORE EFFECTIVE MEMBER IN A MULTI-CULTURAL SOCIETY	N	45	53	52	15	6	14	7
		%	23.4	27.6	27.1	7.8	3.1	7.3	3.6
36	ACQUIRING A WELL-ROUNDED GENERAL EDUCATION	N	78	58	40	3	3	4	6
		%	40.6	30.2	20.8	1.6	1.6	2.1	3.1

ACT COLLEGE OUTCOMES SURVEY (COS) SUMMARY REPORT

08/23/11

PAGE 25

ROGERS STATE UNIVERSITY

CLAREMORE, OK

CODE 3420

SUMMARY FOR SECTION II: COLLEGE OUTCOMES

ITEM D: PERSONAL GROWTH AND COLLEGE CONTRIBUTION TOWARD ATTAINING OUTCOMES - COLLEGE CONTRIBUTION AVERAGES RANK ORDERED PAGE 1 OF 2

*** RANKED BY COLLEGE CONTRIBUTION ***

(5=VERY GREAT, 4=GREAT, 3=MODERATE [AVERAGE], 2=LITTLE, 1=NONE)

PERSONAL GROWTH SINCE ENTERING THIS COLLEGE =====					COLLEGE CONTRIBUTION =====			
RANK	AVG*	# FOR AVERAGE	ITEM NO.	ITEM TEXT	RANK	# FOR AVERAGE	AVG*	SD
2	4.13	182	36	ACQUIRING A WELL-ROUNDED GENERAL EDUCATION	1	181	4.09	0.98
1	4.14	182	25	BECOMING ACADEMICALLY COMPETENT	2	181	4.07	0.93
7	4.04	180	27	INCREASING MY INTELLECTUAL CURIOSITY	3	177	3.87	1.06
18	3.91	182	2	BECOMING MORE WILLING TO CONSIDER OPPOSING POINTS OF VIEW	4	182	3.82	0.95
9	4.01	180	6	DEVELOPING LEADERSHIP SKILLS	5	181	3.80	1.03
11	4.00	179	4	IMPROVING MY ABILITY TO RELATE TO OTHERS	6	180	3.77	1.01
22	3.87	181	1	BECOMING AN EFFECTIVE TEAM OR GROUP MEMBER	7	182	3.73	0.99
4	4.10	176	34	IMPROVING MY ABILITY TO STAY WITH PROJECTS UNTIL THEY ARE FINISHED	8	178	3.73	1.07
16	3.94	180	32	BECOMING MORE WILLING TO CHANGE AND LEARN NEW THINGS	9	180	3.71	1.12
20	3.89	179	8	LEARNING TO BE ADAPTABLE, TOLERANT, AND WILLING TO NEGOTIATE	10	180	3.62	1.07
8	4.03	180	28	SETTING LONG-TERM OR 'LIFE' GOALS	11	180	3.62	1.14
13	3.97	174	24	ACQUIRING APPROPRIATE SOCIAL SKILLS FOR USE IN VARIOUS SITUATIONS	12	173	3.62	1.10
17	3.92	178	30	UNDERSTANDING MYSELF, MY TALENTS, AND MY INTERESTS	13	177	3.58	1.13
3	4.12	178	17	TAKING RESPONSIBILITY FOR MY OWN BEHAVIOR	14	173	3.57	1.18
6	4.05	179	31	DEVELOPING SELF-CONFIDENCE	15	179	3.56	1.17
21	3.88	179	22	DEALING FAIRLY WITH A WIDE RANGE OF PEOPLE	16	179	3.56	1.16
32	3.57	175	13	GAINING INSIGHT INTO HUMAN NATURE THROUGH LITERATURE, HISTORY AND THE ARTS	17	174	3.56	1.17
10	4.01	181	5	PREPARING TO COPE WITH CHANGES (E.G., IN CAREER, RELATIONSHIPS, LIFESTYLE)	18	182	3.54	1.14

ACT COLLEGE OUTCOMES SURVEY (COS) SUMMARY REPORT

08/23/11

PAGE 26

ROGERS STATE UNIVERSITY

CLAREMORE, OK

CODE 3420

SUMMARY FOR SECTION II: COLLEGE OUTCOMES

ITEM D: PERSONAL GROWTH AND COLLEGE CONTRIBUTION TOWARD ATTAINING OUTCOMES - COLLEGE CONTRIBUTION AVERAGES RANK ORDERED PAGE 2 OF 2

*** RANKED BY COLLEGE CONTRIBUTION ***

(5=VERY GREAT, 4=GREAT, 3=MODERATE [AVERAGE], 2=LITTLE, 1=NONE)

PERSONAL GROWTH SINCE ENTERING THIS COLLEGE =====					COLLEGE CONTRIBUTION =====			
RANK	AVG*	# FOR AVERAGE	ITEM NO.	ITEM TEXT	RANK	# FOR AVERAGE	AVG*	SD
28	3.71	176	15	BECOMING SENSITIVE TO MORAL INJUSTICES AND WAYS OF AVOIDING/CORRECTING THEM	19	175	3.54	1.16
26	3.79	175	10	BECOMING MORE AWARE OF GLOBAL AND INTERNATIONAL ISSUES AND EVENTS	20	178	3.51	1.13
25	3.81	180	3	INTERACTING WELL WITH PEOPLE FROM CULTURES OTHER THAN MY OWN	21	180	3.51	1.10
23	3.86	176	29	CONSTRUCTIVELY EXPRESSING BOTH EMOTIONS AND IDEAS	22	177	3.49	1.14
15	3.95	173	26	DEVELOPING PRODUCTING WORK RELATIONSHIPS WITH BOTH MEN AND WOMEN	23	171	3.48	1.15
14	3.96	180	20	DEVELOPING A SENSE OF PURPOSE, VALUE, AND MEANING FOR MY LIFE	24	178	3.47	1.20
29	3.71	178	14	RECOGNIZING MY RIGHTS, RESPONSIBILITIES, AND PRIVILEGES AS A CITIZEN	25	176	3.45	1.23
30	3.68	171	35	BECOMING AMORE EFFECTIVE MEMBER IN A MULTI-CULTURAL SOCIETY	26	172	3.44	1.14
12	3.98	178	19	CLARIFYING MY PERSONAL VALUES	27	174	3.44	1.21
19	3.90	175	9	SEEKING AND CONVEYING THE SPIRIT OF TRUTH	28	175	3.41	1.17
27	3.75	178	23	DEVELOPING MORE PRINCIPLES TO GUIDE MY ACTIONS AND DECISIONS	29	175	3.31	1.26
5	4.07	178	18	LEARNING HOW TO BECOME A MORE RESPONSIBLE FAMILY MEMBER	30	170	3.29	1.28
31	3.58	175	16	UNDERSTANDING RELIGIOUS VALUES THAT DIFFER FROM MY OWN	31	174	3.24	1.36
33	3.50	180	12	BECOMING MORE AWARE OF LOCAL AND NATIONAL POLITICAL AND SOCIAL ISSUES	32	179	3.21	1.30
24	3.85	175	21	LEARNING HOW TO MANAGE FINANCES (PERSONAL, FAMILY, OR BUSINESS)	33	170	3.18	1.24
34	3.49	166	11	PREPARING MYSELF TO PARTICIPATE EFFECTIVELY IN THE ELECTORAL PROCESS	34	167	3.09	1.30
35	3.49	169	7	ACTIVELY PARTICIPATING IN VOLUNTEER WORK TO SUPPORT WORTHWHILE CAUSES	35	169	3.07	1.30
36	3.48	160	33	DEVELOPING MY RELIGIOUS VALUES	36	156	2.73	1.37

ACT COLLEGE OUTCOMES SURVEY (COS) SUMMARY REPORT

08/23/11

PAGE 27

ROGERS STATE UNIVERSITY

CLAREMORE, OK

CODE 3420

SUMMARY FOR SECTION II: COLLEGE OUTCOMES

ITEM D: COLLEGE CONTRIBUTION TOWARD ATTAINING OUTCOMES - FREQUENCIES AND PERCENTAGES TOTAL SCANNED = 192 PAGE 1 OF 3

ITEM NO.	ITEM TEXT		VERY GREAT	GREAT	MODERATE (AVERAGE)	LITTLE	NONE	NOT APPLICABLE	BLANK
1	BECOMING AN EFFECTIVE TEAM OR GROUP MEMBER	N	47	62	51	21	1	4	6
		%	24.5	32.3	26.6	10.9	0.5	2.1	3.1
2	BECOMING MORE WILLING TO CONSIDER OPPOSING POINTS OF VIEW	N	53	58	57	13	1	4	6
		%	27.6	30.2	29.7	6.8	0.5	2.1	3.1
3	INTERACTING WELL WITH PEOPLE FROM CULTURES OTHER THAN MY OWN	N	41	50	53	31	5	6	6
		%	21.4	26.0	27.6	16.1	2.6	3.1	3.1
4	IMPROVING MY ABILITY TO RELATE TO OTHERS	N	50	61	49	17	3	5	7
		%	26.0	31.8	25.5	8.9	1.6	2.6	3.6
5	PREPARING TO COPE WITH CHANGES (E.G., IN CAREER, RELATIONSHIPS, LIFESTYLE)	N	45	52	50	27	8	4	6
		%	23.4	27.1	26.0	14.1	4.2	2.1	3.1
6	DEVELOPING LEADERSHIP SKILLS	N	53	63	44	17	4	5	6
		%	27.6	32.8	22.9	8.9	2.1	2.6	3.1
7	ACTIVELY PARTICIPATING IN VOLUNTEER WORK TO SUPPORT WORTHWHILE CAUSES	N	27	41	46	27	28	17	6
		%	14.1	21.4	24.0	14.1	14.6	8.9	3.1
8	LEARNING TO BE ADAPTABLE, TOLERANT, AND WILLING TO NEGOTIATE	N	43	59	51	21	6	6	6
		%	22.4	30.7	26.6	10.9	3.1	3.1	3.1
9	SEEKING AND CONVEYING THE SPIRIT OF TRUTH	N	36	47	59	18	15	10	7
		%	18.8	24.5	30.7	9.4	7.8	5.2	3.6
10	BECOMING MORE AWARE OF GLOBAL AND INTERNATIONAL ISSUES AND EVENTS	N	41	51	53	24	9	8	6
		%	21.4	26.6	27.6	12.5	4.7	4.2	3.1
11	PREPARING MYSELF TO PARTICIPATE EFFECTIVELY IN THE ELECTORAL PROCESS	N	30	35	46	32	24	19	6
		%	15.6	18.2	24.0	16.7	12.5	9.9	3.1
12	BECOMING MORE AWARE OF LOCAL AND NATIONAL POLITICAL AND SOCIAL ISSUES	N	37	41	46	33	22	7	6
		%	19.3	21.4	24.0	17.2	11.5	3.6	3.1

ACT COLLEGE OUTCOMES SURVEY (COS) SUMMARY REPORT

08/23/11

PAGE 28

ROGERS STATE UNIVERSITY

CLAREMORE, OK

CODE 3420

SUMMARY FOR SECTION II: COLLEGE OUTCOMES

ITEM D: COLLEGE CONTRIBUTION TOWARD ATTAINING OUTCOMES - FREQUENCIES AND PERCENTAGES TOTAL SCANNED = 192 PAGE 2 OF 3

ITEM NO.	ITEM TEXT		VERY GREAT	GREAT	MODERATE (AVERAGE)	LITTLE	NONE	NOT APPLICABLE	BLANK
13	GAINING INSIGHT INTO HUMAN NATURE THROUGH LITERATURE, HISTORY, AND THE ARTS	N %	49 25.5	39 20.3	54 28.1	24 12.5	8 4.2	11 5.7	7 3.6
14	RECOGNIZING MY RIGHTS, RESPONSIBILITIES, AND PRIVILEGES AS A CITIZEN	N %	48 25.0	36 18.8	52 27.1	28 14.6	12 6.2	10 5.2	6 3.1
15	BECOMING SENSITIVE TO MORAL INJUSTICES AND WAYS OF AVOIDING OR CORRECTING THEM	N %	43 22.4	50 26.0	51 26.6	20 10.4	11 5.7	11 5.7	6 3.1
16	UNDERSTANDING RELIGIOUS VALUES THAT DIFFER FROM MY OWN	N %	40 20.8	39 20.3	45 23.4	22 11.5	28 14.6	12 6.2	6 3.1
17	TAKING RESPONSIBILITY FOR MY OWN BEHAVIOR	N %	46 24.0	50 26.0	43 22.4	24 12.5	10 5.2	13 6.8	6 3.1
18	LEARNING HOW TO BECOME A MORE RESPONSIBLE FAMILY MEMBER	N %	37 19.3	39 20.3	51 26.6	22 11.5	21 10.9	16 8.3	6 3.1
19	CLARIFYING MY PERSONAL VALUES	N %	41 21.4	44 22.9	53 27.6	22 11.5	14 7.3	10 5.2	8 4.2
20	DEVELOPING A SENSE OF PURPOSE, VALUE, AND MEANING FOR MY LIFE	N %	42 21.9	49 25.5	53 27.6	19 9.9	15 7.8	7 3.6	7 3.6
21	LEARNING HOW TO MANAGE FINANCES (PERSONAL, FAMILY, OR BUSINESS)	N %	28 14.6	47 24.5	41 21.4	36 18.8	18 9.4	14 7.3	8 4.2
22	DEALING FAIRLY WITH A WIDE RANGE OF PEOPLE	N %	47 24.5	49 25.5	48 25.0	27 14.1	8 4.2	6 3.1	7 3.6
23	DEVELOPING MORAL PRINCIPLES TO GUIDE MY ACTIONS AND DECISIONS	N %	39 20.3	43 22.4	41 21.4	38 19.8	14 7.3	10 5.2	7 3.6
24	ACQUIRING APPROPRIATE SOCIAL SKILLS FOR USE IN VARIOUS SITUATIONS	N %	44 22.9	54 28.1	45 23.4	25 13.0	5 2.6	10 5.2	9 4.7

ACT COLLEGE OUTCOMES SURVEY (COS) SUMMARY REPORT

08/23/11

PAGE 29

ROGERS STATE UNIVERSITY

CLAREMORE, OK

CODE 3420

SUMMARY FOR SECTION II: COLLEGE OUTCOMES

ITEM D: COLLEGE CONTRIBUTION TOWARD ATTAINING OUTCOMES - FREQUENCIES AND PERCENTAGES TOTAL SCANNED = 192 PAGE 3 OF 3

ITEM NO.	ITEM TEXT		VERY GREAT	GREAT	MODERATE (AVERAGE)	LITTLE	NONE	NOT APPLICABLE	BLANK
25	BECOMING ACADEMICALLY COMPETENT	N	71	64	36	8	2	4	7
		%	37.0	33.3	18.8	4.2	1.0	2.1	3.6
26	DEVELOPING PRODUCTIVE WORK RELATIONSHIPS WITH BOTH MEN AND WOMEN	N	38	48	54	20	11	14	7
		%	19.8	25.0	28.1	10.4	5.7	7.3	3.6
27	INCREASING MY INTELLECTUAL CURIOSITY	N	60	60	35	18	4	7	8
		%	31.2	31.2	18.2	9.4	2.1	3.6	4.2
28	SETTING LONG-TERM OR "LIFE" GOALS	N	47	57	47	19	10	5	7
		%	24.5	29.7	24.5	9.9	5.2	2.6	3.6
29	CONSTRUCTIVELY EXPRESSING BOTH EMOTIONS AND IDEAS	N	40	48	58	20	11	7	8
		%	20.8	25.0	30.2	10.4	5.7	3.6	4.2
30	UNDERSTANDING MYSELF, MY TALENTS, AND MY INTERESTS	N	44	52	52	20	9	8	7
		%	22.9	27.1	27.1	10.4	4.7	4.2	3.6
31	DEVELOPING SELF-CONFIDENCE	N	44	56	49	17	13	6	7
		%	22.9	29.2	25.5	8.9	6.8	3.1	3.6
32	BECOMING MORE WILLING TO CHANGE AND LEARN NEW THINGS	N	50	63	40	18	9	5	7
		%	26.0	32.8	20.8	9.4	4.7	2.6	3.6
33	DEVELOPING MY RELIGIOUS VALUES	N	22	25	38	31	40	29	7
		%	11.5	13.0	19.8	16.1	20.8	15.1	3.6
34	IMPROVING MY ABILITY TO STAY WITH PROJECTS UNTIL THEY ARE FINISHED	N	49	61	46	15	7	7	7
		%	25.5	31.8	24.0	7.8	3.6	3.6	3.6
35	BECOMING A MORE EFFECTIVE MEMBER IN A MULTI- CULTURAL SOCIETY	N	36	47	58	19	12	13	7
		%	18.8	24.5	30.2	9.9	6.2	6.8	3.6
36	ACQUIRING A WELL-ROUNDED GENERAL EDUCATION	N	76	62	31	8	4	4	7
		%	39.6	32.3	16.1	4.2	2.1	2.1	3.6

ACT COLLEGE OUTCOMES SURVEY (COS) SUMMARY REPORT

08/23/11

PAGE 30

ROGERS STATE UNIVERSITY

CLAREMORE, OK

CODE 3420

SUMMARY FOR SECTION III: SATISFACTION WITH GIVEN ASPECTS OF THIS COLLEGE

SATISFACTION AVERAGES RANK ORDERED

PAGE 1 OF 2

(5=VERY SATISFIED, 4=SATISFIED, 3=NEUTRAL, 2=DISSATISFIED, 1=VERY DISSATISFIED)

RANK	# FOR AVERAGE	SATISFACTION AVERAGE*	SD	ITEM NO.	ITEM TEXT
1	178	4.33	0.72	9	CLASS SIZE
2	190	4.18	0.85	39	THIS COLLEGE IN GENERAL
3	175	4.18	0.75	36	LIBRARY/LEARNING RESOURCES CENTER SERVICES
4	177	4.08	0.91	34	STUDENT ACCESS TO COMPUTER FACILITIES AND SERVICES
5	190	4.08	0.94	1	FACULTY RESPECT FOR STUDENTS
6	191	4.07	0.87	6	QUALITY OF MY PROGRAM OF STUDY
7	160	4.06	0.80	19	PERSONAL SECURITY/SAFETY ON CAMPUS
8	108	4.05	0.91	22	COLLEGE RESPONSE TO STUDENTS WITH SPECIAL NEEDS (E.G., DISABLED, HANDICAPPED)
9	172	4.01	0.98	20	COLLEGE RESPONSE TO NONTRADITIONAL STUDENTS (E.G., OLDER, PART-TIME)
10	131	4.01	0.83	18	FREEDOM FROM HARASSMENT ON CAMPUS
11	191	3.95	0.86	2	QUALITY OF INSTRUCTION
12	182	3.93	0.94	3	AVAILABILITY OF FACULTY FOR OFFICE APPOINTMENTS
13	160	3.93	0.86	23	CAMPUS ATMOSPHERE OF ETHNIC, POLITICAL, AND RELIGIOUS UNDERSTANDING
14	173	3.92	0.88	21	RULES GOVERNING STUDENT CONDUCT
15	127	3.87	0.95	35	DEVELOPMENTAL, REMEDIAL, AND TUTORIAL SERVICES, INCLUDING WRITING LABS, MATH LABS
16	136	3.86	1.03	37	TRANSFER OF COURSE CREDITS FROM OTHER COLLEGES TO THIS COLLEGE
17	158	3.84	0.97	25	OPPORTUNITIES FOR INVOLVEMENT IN CAMPUS ACTIVITIES
18	127	3.83	0.96	16	STUDENT HEALTH/WEALTH SERVICES
19	189	3.82	1.04	4	CONCERN FOR ME AS AN INDIVIDUAL
20	120	3.82	0.87	33	NEW STUDENT PLACEMENT IN READING/WRITING, MATH COURSES

ACT COLLEGE OUTCOMES SURVEY (COS) SUMMARY REPORT

08/23/11

PAGE 31

ROGERS STATE UNIVERSITY

CLAREMORE, OK

CODE 3420

SUMMARY FOR SECTION III: SATISFACTION WITH GIVEN ASPECTS OF THIS COLLEGE

SATISFACTION AVERAGES RANK ORDERED

PAGE 2 OF 2

(5=VERY SATISFIED, 4=SATISFIED, 3=NEUTRAL, 2=DISSATISFIED, 1=VERY DISSATISFIED)

RANK	# FOR AVERAGE	SATISFACTION AVERAGE*	SD	ITEM NO.	ITEM TEXT
21	151	3.81	0.93	24	COLLEGE SOCIAL ACTIVITIES
22	177	3.81	1.02	8	MY SENSE OF BELONGING ON THIS CAMPUS
23	191	3.80	1.15	7	QUALITY OF ACADEMIC ADVISING
24	160	3.79	1.03	5	INFORMAL CONTACT WITH FACULTY IN NON-ACADEMIC SETTINGS
25	170	3.77	1.07	32	FINANCIAL AID SERVICES
26	188	3.76	1.10	10	FLEXIBLE DEGREE REQUIREMENTS
27	185	3.71	1.03	38	VARIETY OF COURSES OFFERED
28	163	3.68	1.02	27	CAREER PLANNING SERVICES
29	109	3.68	0.97	30	PERSONAL COUNSELING SERVICES(E.G.,RESOLVING PERSONAL PROBLEMS)
30	121	3.68	0.94	26	RECREATIONAL AND INTRAMURAL PROGRAMS
31	138	3.67	1.06	31	NEW STUDENT ORIENTATION SERVICES
32	98	3.64	0.87	12	STUDENT MENTAL HEALTH SERVICES
33	94	3.64	0.99	13	RESIDENCE HALL SERVICES AND PROGRAMS
34	69	3.64	0.93	15	LANGUAGE DEVELOPMENT SERVICES FOR STUDENTS WHOSE FIRST LANGUAGE IS NOT ENGLISH
35	79	3.61	0.96	14	VETERANS SERVICES
36	142	3.47	1.08	28	PRACTICAL WORK EXPERIENCES OFFERED IN AREAS RELATED TO MY MAJOR
37	85	3.47	0.94	11	SERVICES FOR VICTIMS OF CRIME AND HARASSMENT
38	138	3.40	1.11	29	JOB PLACEMENT SERVICES(E.G., OPPORTUNITIES TO LINK WITH EMPLOYERS)
39	80	3.35	0.98	17	CAMPUS AIDS EDUCATION PROGRAM

ACT COLLEGE OUTCOMES SURVEY (COS) SUMMARY REPORT

08/23/11

PAGE 32

ROGERS STATE UNIVERSITY

CLAREMORE, OK

CODE 3420

SUMMARY FOR SECTION III: SATISFACTION WITH GIVEN ASPECTS OF THIS COLLEGE

SATISFACTION PERCENTAGES AND FREQUENCIES

TOTAL SCANNED = 192

PAGE 1 OF 3

ITEM NO.	ITEM TEXT		VERY SATISFIED	SATISFIED	NEUTRAL	DIS-SATISFIED	VERY DIS-SATISFIED	NOT APPLICABLE	BLANK
1	FACULTY RESPECT FOR STUDENTS	N	69	86	20	11	4	1	1
		%	35.9	44.8	10.4	5.7	2.1	0.5	0.5
2	QUALITY OF INSTRUCTION	N	53	88	39	10	1	1	0
		%	27.6	45.8	20.3	5.2	0.5	0.5	0.0
3	AVAILABILITY OF FACULTY FOR OFFICE APPOINTMENTS	N	54	79	35	11	3	9	1
		%	28.1	41.1	18.2	5.7	1.6	4.7	0.5
4	CONCERN FOR ME AS AN INDIVIDUAL	N	58	64	48	13	6	3	0
		%	30.2	33.3	25.0	6.8	3.1	1.6	0.0
5	INFORMAL CONTACT WITH FACULTY IN NON-ACADEMIC SETTINGS	N	47	50	51	6	6	32	0
		%	24.5	26.0	26.6	3.1	3.1	16.7	0.0
6	QUALITY OF MY PROGRAM OF STUDY	N	65	88	27	9	2	1	0
		%	33.9	45.8	14.1	4.7	1.0	0.5	0.0
7	QUALITY OF ACADEMIC ADVISING	N	63	65	33	21	9	1	0
		%	32.8	33.9	17.2	10.9	4.7	0.5	0.0
8	MY SENSE OF BELONGING ON THIS CAMPUS	N	51	63	46	12	5	14	1
		%	26.6	32.8	24.0	6.2	2.6	7.3	0.5
9	CLASS SIZE	N	82	76	18	1	1	14	0
		%	42.7	39.6	9.4	0.5	0.5	7.3	0.0
10	FLEXIBLE DEGREE REQUIREMENTS	N	54	69	38	19	8	4	0
		%	28.1	35.9	19.8	9.9	4.2	2.1	0.0
11	SERVICES FOR VICTIMS OF CRIME AND HARASSMENT	N	15	20	42	6	2	107	0
		%	7.8	10.4	21.9	3.1	1.0	55.7	0.0
12	STUDENT MENTAL HEALTH SERVICES	N	19	31	43	4	1	94	0
		%	9.9	16.1	22.4	2.1	0.5	49.0	0.0
13	RESIDENCE HALL SERVICES AND PROGRAMS	N	21	28	39	2	4	97	1
		%	10.9	14.6	20.3	1.0	2.1	50.5	0.5

ACT COLLEGE OUTCOMES SURVEY (COS) SUMMARY REPORT

08/23/11

PAGE 33

ROGERS STATE UNIVERSITY

CLAREMORE, OK

CODE 3420

SUMMARY FOR SECTION III: SATISFACTION WITH GIVEN ASPECTS OF THIS COLLEGE

SATISFACTION PERCENTAGES AND FREQUENCIES

TOTAL SCANNED = 192

PAGE 2 OF 3

ITEM NO.	ITEM TEXT		VERY SATISFIED	SATISFIED	NEUTRAL	DIS-SATISFIED	VERY DIS-SATISFIED	NOT APPLICABLE	BLANK
14	VETERANS SERVICES	N	18	19	37	3	2	113	0
		%	9.4	9.9	19.3	1.6	1.0	58.9	0.0
15	LANGUAGE DEVELOPMENT SERVICES FOR STUDENTS WHOSE FIRST LANGUAGE IS NOT ENGLISH	N	17	14	35	2	1	122	1
		%	8.9	7.3	18.2	1.0	0.5	63.5	0.5
16	STUDENT HEALTH/WEELLNESS SERVICES	N	34	52	29	10	2	63	2
		%	17.7	27.1	15.1	5.2	1.0	32.8	1.0
17	CAMPUS AIDS EDUCATION PROGRAM	N	11	20	39	6	4	111	1
		%	5.7	10.4	20.3	3.1	2.1	57.8	0.5
18	FREEDOM FROM HARASSMENT ON CAMPUS	N	43	49	36	3	0	61	0
		%	22.4	25.5	18.8	1.6	0.0	31.8	0.0
19	PERSONAL SECURITY/SAFETY ON CAMPUS	N	52	70	34	4	0	31	1
		%	27.1	36.5	17.7	2.1	0.0	16.1	0.5
20	COLLEGE RESPONSE TO NONTRADITIONAL STUDENTS (E.G., OLDER, PART-TIME)	N	62	68	28	10	4	20	0
		%	32.3	35.4	14.6	5.2	2.1	10.4	0.0
21	RULES GOVERNING STUDENT CONDUCT	N	47	75	44	4	3	18	1
		%	24.5	39.1	22.9	2.1	1.6	9.4	0.5
22	COLLEGE RESPONSE TO STUDENTS WITH SPECIAL NEEDS (E.G., DISABLED, HANDICAPPED)	N	39	41	24	2	2	84	0
		%	20.3	21.4	12.5	1.0	1.0	43.8	0.0
23	CAMPUS ATMOSPHERE OF ETHNIC, POLITICAL, AND RELIGIOUS UNDERSTANDING	N	44	69	41	4	2	32	0
		%	22.9	35.9	21.4	2.1	1.0	16.7	0.0
24	COLLEGE SOCIAL ACTIVITIES	N	35	66	40	6	4	41	0
		%	18.2	34.4	20.8	3.1	2.1	21.4	0.0
25	OPPORTUNITIES FOR INVOLVEMENT IN CAMPUS ACTIVITIES	N	42	66	38	7	5	31	3
		%	21.9	34.4	19.8	3.6	2.6	16.1	1.6
26	RECREATIONAL AND INTRAMURAL PROGRAMS	N	24	47	40	7	3	70	1
		%	12.5	24.5	20.8	3.6	1.6	36.5	0.5

ACT COLLEGE OUTCOMES SURVEY (COS) SUMMARY REPORT

08/23/11

PAGE 34

ROGERS STATE UNIVERSITY

CLAREMORE, OK

CODE 3420

SUMMARY FOR SECTION III: SATISFACTION WITH GIVEN ASPECTS OF THIS COLLEGE

SATISFACTION PERCENTAGES AND FREQUENCIES

TOTAL SCANNED = 192

PAGE 3 OF 3

ITEM NO.	ITEM TEXT		VERY SATISFIED	SATISFIED	NEUTRAL	DIS-SATISFIED	VERY DIS-SATISFIED	NOT APPLICABLE	BLANK
27	CAREER PLANNING SERVICES	N	38	59	47	14	5	29	0
		%	19.8	30.7	24.5	7.3	2.6	15.1	0.0
28	PRACTICAL WORK EXPERIENCES OFFERED IN AREAS RELATED TO MY MAJOR	N	26	48	41	21	6	48	2
		%	13.5	25.0	21.4	10.9	3.1	25.0	1.0
29	JOB PLACEMENT SERVICES (E.G., OPPORTUNITIES TO LINK WITH EMPLOYERS)	N	28	32	52	19	7	52	2
		%	14.6	16.7	27.1	9.9	3.6	27.1	1.0
30	PERSONAL COUNSELING SERVICES (E.G., RESOLVING PERSONAL PROBLEMS)	N	27	30	44	6	2	83	0
		%	14.1	15.6	22.9	3.1	1.0	43.2	0.0
31	NEW STUDENT ORIENTATION SERVICES	N	35	47	36	16	4	54	0
		%	18.2	24.5	18.8	8.3	2.1	28.1	0.0
32	FINANCIAL AID SERVICES	N	49	61	38	16	6	22	0
		%	25.5	31.8	19.8	8.3	3.1	11.5	0.0
33	NEW STUDENT PLACEMENT IN READING/WRITING, MATH COURSES	N	31	40	46	2	1	70	2
		%	16.1	20.8	24.0	1.0	0.5	36.5	1.0
34	STUDENT ACCESS TO COMPUTER FACILITIES AND SERVICES	N	64	78	25	6	4	12	3
		%	33.3	40.6	13.0	3.1	2.1	6.2	1.6
35	DEVELOPMENTAL, REMEDIAL, AND TUTORIAL SERVICES, INCLUDING WRITING LABS, MATH LABS	N	39	43	36	8	1	62	3
		%	20.3	22.4	18.8	4.2	0.5	32.3	1.6
36	LIBRARY/LEARNING RESOURCES CENTER SERVICES	N	65	78	30	2	0	16	1
		%	33.9	40.6	15.6	1.0	0.0	8.3	0.5
37	TRANSFER OF COURSE CREDITS FROM OTHER COLLEGES TO THIS COLLEGE	N	44	45	35	8	4	55	1
		%	22.9	23.4	18.2	4.2	2.1	28.6	0.5
38	VARIETY OF COURSES OFFERED	N	41	82	34	23	5	5	2
		%	21.4	42.7	17.7	12.0	2.6	2.6	1.0
39	THIS COLLEGE IN GENERAL	N	75	84	24	4	3	1	1
		%	39.1	43.8	12.5	2.1	1.6	0.5	0.5

ACT COLLEGE OUTCOMES SURVEY (COS) SUMMARY REPORT

08/23/11

PAGE 35

ROGERS STATE UNIVERSITY

CLAREMORE, OK

CODE 3420

SUMMARY FOR SECTION IV: YOUR EXPERIENCES AT THIS COLLEGE

ITEM A: COLLEGE CONTRIBUTION TO GROWTH AND PREPARATION - CONTRIBUTION AVERAGES RANK ORDERED

*** RANKED BY CONTRIBUTION ***

(5=VERY GREAT, 4=GREAT, 3=MODERATE, 2=LITTLE, 1=NONE)

RANK	# FOR AVERAGE	GROWTH/PREP AVERAGE*	SD	ITEM NO.	ITEM TEXT
1	191	4.10	0.87	1	INTELLECTUAL GROWTH (ACQUIRING KNOWLEDGE, SKILLS, IDEAS, CONCEPTS, ANALYTICAL THINKING)
2	192	3.95	1.03	4	PREPARATION FOR FURTHER STUDY
3	192	3.86	1.03	5	PREPARATION FOR CAREER
4	192	3.85	1.03	2	PERSONAL GROWTH (DEVELOPING SELF-UNDERSTANDING, SELF-DISCIPLINE, AND MATURE ATTITUDES, VALUES, AND GOALS)
5	191	3.79	1.04	3	SOCIAL GROWTH (UNDERSTANDING OTHERS AND THEIR VIEWS, ADAPTING SUCCESSFULLY TO A VARIETY OF SOCIAL SITUATIONS)

ACT COLLEGE OUTCOMES SURVEY (COS) SUMMARY REPORT

08/23/11

PAGE 36

ROGERS STATE UNIVERSITY

CLAREMORE, OK

CODE 3420

SUMMARY FOR SECTION IV: YOUR EXPERIENCES AT THIS COLLEGE

ITEM A: COLLEGE CONTRIBUTION TO GROWTH AND PREPARATION - FREQUENCIES AND PERCENTAGES

TOTAL SCANNED = 192

ITEM NO.	ITEM TEXT		VERY GREAT	GREAT	MODERATE	LITTLE	NONE	BLANK
1	INTELLECTUAL GROWTH: ACQUIRING KNOWLEDGE, SKILLS, IDEAS, CONCEPTS, ANALYTICAL THINKING	N %	74 38.5	70 36.5	40 20.8	6 3.1	1 0.5	1 0.5
2	PERSONAL GROWTH: DEVELOPING SELF-UNDERSTANDING, SELF- DISCIPLINE, AND MATURE ATTITUDES, VALUES, AND GOALS	N %	64 33.3	59 30.7	49 25.5	17 8.9	3 1.6	0 0.0
3	SOCIAL GROWTH: UNDERSTANDING OTHERS AND THEIR VIEWS, ADAPTING SUCCESSFULLY TO A VARIETY OF SOCIAL SITUATIONS	N %	59 30.7	58 30.2	52 27.1	19 9.9	3 1.6	1 0.5
4	PREPARATION FOR FURTHER STUDY	N %	70 36.5	62 32.3	47 24.5	6 3.1	7 3.6	0 0.0
5	PREPARATION FOR CAREER	N %	64 33.3	61 31.8	48 25.0	15 7.8	4 2.1	0 0.0

ACT COLLEGE OUTCOMES SURVEY (COS) SUMMARY REPORT

08/23/11

PAGE 37

ROGERS STATE UNIVERSITY

CLAREMORE, OK

CODE 3420

SUMMARY FOR SECTION IV: YOUR EXPERIENCES AT THIS COLLEGE

ITEM B: CUMULATIVE GRADE POINT AVERAGE

=====

OVERALL COLLEGE GPA				GPA FOR FEMALES			GPA FOR MALES		
	N	% W BL	% W/O BL	N	% W BL	% W/O BL	N	% W BL	% W/O BL
-----				-----			-----		
A- TO A (3.50-4.00)	46	24.0	25.1	31	23.1	24.6	15	25.9	26.3
B TO A- (3.00-3.49)	75	39.1	41.0	50	37.3	39.7	25	43.1	43.9
B- TO B (2.50-2.99)	42	21.9	23.0	30	22.4	23.8	12	20.7	21.1
C TO B- (2.00-2.49)	20	10.4	10.9	15	11.2	11.9	5	8.6	8.8
C- TO C (1.50-1.99)	0	0.0	0.0	0	0.0	0.0	0	0.0	0.0
D TO C- (1.00-1.49)	0	0.0	0.0	0	0.0	0.0	0	0.0	0.0
BELOW D (0.00-0.99)	0	0.0	0.0	0	0.0	0.0	0	0.0	0.0
DOES NOT APPLY	0	0.0	0.0	0	0.0	0.0	0	0.0	0.0
BLANK	9	4.7	N/A	8	6.0	N/A	1	1.7	N/A
TOTAL	192	100.0	100.0	134	100.0	100.0	58	100.0	100.0

ACT.ACT.ACT.....END....copp....N2056343.436....330H....Tue Aug 23 09:37:36 2011
ACT.ACT.ACT.....END....copp....N2056343.436....330H....Tue Aug 23 09:37:36 2011
ACT.ACT.ACT.....END....copp....N2056343.436....330H....Tue Aug 23 09:37:36 2011
ACT.ACT.ACT.....END....copp....N2056343.436....330H....Tue Aug 23 09:37:36 2011
Approx Pages: 38; Approx Lines: 2048

EEEE	N	N	DDDD	000	FFFF	RRRR	EEEE	PPPP	000	RRRR	TTTT
E	N	N	D D	0 0	F	R R	E	P P	0 0	R R	T
E	NN	N	D D	0 0	F	R R	E	P P	0 0	R R	T
EEEE	N N N	D D	0 0	FFFF	RRRR	EEEE	PPPP	0 0	RRRR	T	
E	N	NN	D D	0 0	F	R R	E	P	0 0	R R	T
E	N	N	D D	0 0	F	R R	E	P	0 0	R R	T
EEEE	N	N	DDDD	000	F	R R	EEEE	P	000	R R	T

N N 666
N N 6
NN N 6
N N N 6666
N NN 6 6
N N 6 6
N N 666

Notes: NONE

*
* JobName: N6
* Filename: N2056343.436
* Org. File: /work/ess/cos1855500.001
* Form: 330H
* Copies: 1
* Class: L
* BudgetCode: 7799
* Dept/Div: copp
* Pages: 38
* Lines: 2048
*
* Form Length: 60
* Page Length: 66
* LPI: 6
*
* ACTRS11
*

ACT.ACT.ACT.....END....copp....N2056343.436....330H....Tue Aug 23 09:37:36 2011
ACT.ACT.ACT.....END....copp....N2056343.436....330H....Tue Aug 23 09:37:36 2011
ACT.ACT.ACT.....END....copp....N2056343.436....330H....Tue Aug 23 09:37:36 2011
ACT.ACT.ACT.....END....copp....N2056343.436....330H....Tue Aug 23 09:37:36 2011