

GRADUATION SURVEY REPORT

MAY 2009

ROGERS STATE UNIVERSITY
Claremore, Oklahoma

Office of Institutional Research,
Planning, and Assessment



Rogers State University

Graduation Survey Report

May 2009

Institutional Research, Planning, and Assessment
Michelle Canan
October 2009

Table of Contents

Graduation Survey	4
Table 1 Graduation Survey Trend by Topic and Question	6
Chart 1 Graduation Survey Trend by Topic and Question	7
Table 2 Cumulative Frequency Distribution of Graduation Survey Results	9
BA Communications.....	24
BA Liberal Arts.....	39
BFA Visual Arts	54
BS Biology.....	69
BS Business Administration	84
BS Business Information Technology	99
BS Community Counseling	114
BS Justice Administration.....	129
BS Nursing.....	144
BS Organizational Leadership	159
BS Social Science	174
BT Applied Technology	189
AA Accounting	204
AA Art	219
AA Business Administration	234
AA Criminal Justice Studies.....	249
AA Elementary Education.....	264
AA Legal Assisting.....	279
AA Liberal Arts	294
AA Secondary Education.....	309
AA Social Sciences.....	324
AS Biology	339
AS Computer Science.....	354
AS Physical Science	369
AAS Applied Technology.....	384
AAS Nursing.....	399

Graduation Survey

The Graduation Survey was available online to all students who received a degree during the 2008-2009 year. These included graduates of the Summer 2008, Fall 2008, and Spring 2009 semesters excluding graduates who attended the 2008 Commencement. The graduates who attended the 2008 Commencement participated in the May 2008 Graduation Survey. Letters were sent to eligible graduates on April 14, 2009. Reminder emails were sent April 22, 2009, and May 5, 2009. Of the 424 eligible graduates contacted, 148 graduates participated in the online survey, a 35% response rate.

With the implementation of the online survey, several questions were added while existing questions were edited. Five of the questions from the previous survey were removed.

The results of the Graduation Survey suggest that most students are satisfied with their experience at RSU especially with the quality of instruction. A limited number of demographic questions were asked. The results indicate that 77% of the students were taking classes on the Claremore campus and 42% were employed either in their major field or a closely related field. Additionally, 76% of the Associate in Applied Science students were Nursing majors, 19% of the Associate in Arts or Science were Business Administration majors, 17% of the Associate in Arts or Science were Liberal Arts majors, and 27% of the Bachelor degree seeking had majors in Business Administration. Of the 148 participants, 72% received a baccalaureate degree, 43% received an Associate in Arts or Science degree, and 17% received an Associate in Applied Science degree. Some of the graduates received more than one degree; therefore, the percentages do not add up to 100%.

Survey responses suggest that 85% of graduates believe RSU meets the needs of Northeast Oklahoma and its students. Additionally, RSU helps them meet their educational goals, helps them apply what they learn to their current experiences, and enables them to make better life and career decisions. Almost 90% of graduates indicated the RSU faculty show a high degree of interest in student learning.

Comparing the May 2009 Graduation Survey to the survey of May 2008, RSU has shown a 1.67% decrease in the average overall graduate approval. One of the increases was found in RSU's ability to meet the educational needs of its students. Overall, RSU met the benchmark in most areas.

RSU set a benchmark of 85% for the May 2009 Graduation Survey. This benchmark was met in most areas. Topic areas below 85% are:

- Greater appreciation of diversity
- Faculty availability during office hours
- Faculty teaching general education courses demonstrated concern for progress
- Availability of faculty/academic advisor
- Faculty/academic advisor guided toward educational and career goals.
- Smaller course sizes increased my ability to learn.
- Scheduling classes to meet needs of students
- Course descriptions in the Bulletin adequately described the course
- Career Placement Service
- Student life experiences

Table 1 presents the Graduation Survey Trend by Topic and Question comparing May 2008 to May 2009 and showing the three (3) year increase/decrease using May 2007 and May 2009. Chart 1 presents a graphical illustration of the Graduation Survey Trend by Topic and Question. As can be seen in this chart, most students agreed or strongly agreed with questions concerning General Instruction, Faculty/Advisor, Courses, and Satisfaction. Table 2 presents a cumulative frequency distribution for the May 2009 Graduation Survey. Appendix A is a collection of graduation survey reports based on the degrees as indicated by the students.

Table 1 Graduation Survey Trend by Topic and Question

	May 2007	May 2008	May 2009	1 Year Increase/ Decrease	Benchmark Met for Current Year	3 Year Increase/ Decrease
Benchmark = 85%						
1. I received quality instruction in my general education courses.*	94%	90%	89%	-1%	Yes	-5%
2. I received quality instruction in courses within my major.**			89%	89%	Yes	89%
3. I am able to apply what I learned at RSU to my current experiences.	86%	92%	91%	-1%	Yes	5%
4. I believe that RSU meets the educational needs of its students.*	87%	82%	86%	4%	Yes	-1%
5. I believe RSU serves the educational needs of NE Oklahoma.*	91%	90%	85%	-5%	Yes	-6%
6. I believe I am competent in written and oral communication, scientific reasoning, and critical thinking.**			95%	95%	Yes	95%
7. I believe that since attending RSU I can make better life and career decisions.*	86%	86%	89%	3%	Yes	3%
8. I believe that I have a greater appreciation of diversity in terms of race, class, ethnicity, gender, religion, and/or nationality.*	75%	78%	72%	-6%	No	-3%
9. I believe that the educational goals I set for myself at RSU were met.*	90%	92%	89%	-3%	Yes	-1%
10. Overall, I am satisfied with the instruction I received at RSU.	93%	89%	93%	4%	Yes	0%
11. Faculty show a high degree of interest in student learning.*	92%	89%	89%	0%	Yes	-3%
12. Faculty teaching general education courses were well prepared for the courses they taught.			85%	85%	Yes	85%
13. Faculty teaching courses in my major were well prepared for the courses they taught.			89%	89%	Yes	89%
14. Faculty were available during their office hours.	86%	90%	78%	-12%	No	-8%
15. Faculty teaching general education courses demonstrated a concern for my progress.**			75%	75%	No	75%
16. Faculty teaching courses in my major demonstrated a concern for my progress.**			87%	87%	Yes	87%
17. My faculty/academic advisor was available.**			82%	82%	No	82%
18. My faculty/academic advisor guided me toward my academic and career goals.**			76%	76%	No	76%
19. Smaller course sizes (25 or fewer) increased my ability to learn.*	88%	88%	82%	-6%	No	-6%
20. Courses were generally scheduled in a time frame that met my needs.*	84%	80%	72%	-8%	No	-12%
21. Grading and evaluation methods were fair and reflected my learning.*	87%	86%	89%	3%	Yes	2%
22. The course descriptions in the Bulletin adequately described the courses.*	92%	87%	84%	-3%	No	-8%
23. Electronic course supplements were appropriate for the courses being taught.*	92%	84%	86%	2%	Yes	-6%
24. Considering what I now know, I would attend RSU again.	72%	83%	85%	2%	Yes	13%
25. I would encourage my family and friends to attend RSU.	90%	87%	86%	-1%	Yes	-4%
26. The Career Placement Service was helpful.**			26%	26%	No	26%
27. Overall, my student life experiences at RSU were positive.**			83%	83%	No	83%
28. Overall, I am satisfied with the entire educational experience at RSU.*	94%	91%	89%	-2%	Yes	-5%
29. I am currently Employed in my major field or Employed in closely related field.	58%	39%	42%	3%	NA	-16%
30. I am employed Full-time.	57%	45%	45%	0%	NA	-12%
31. I am employed in Northeast Oklahoma.	75%	65%	86%	21%	NA	11%
Total surveyed	153	173	148			
Average Percent of Increase/Decrease (excluding employment questions)				27.04		26.50
Average Percent of Increase/Decrease (excluding new 2009 survey questions)				-1.67		-2.50

*Questions were reworded for the May 2009 survey.

**Question added for May 2009 survey.

Chart 1 Graduation Survey Trend by Topic and Question

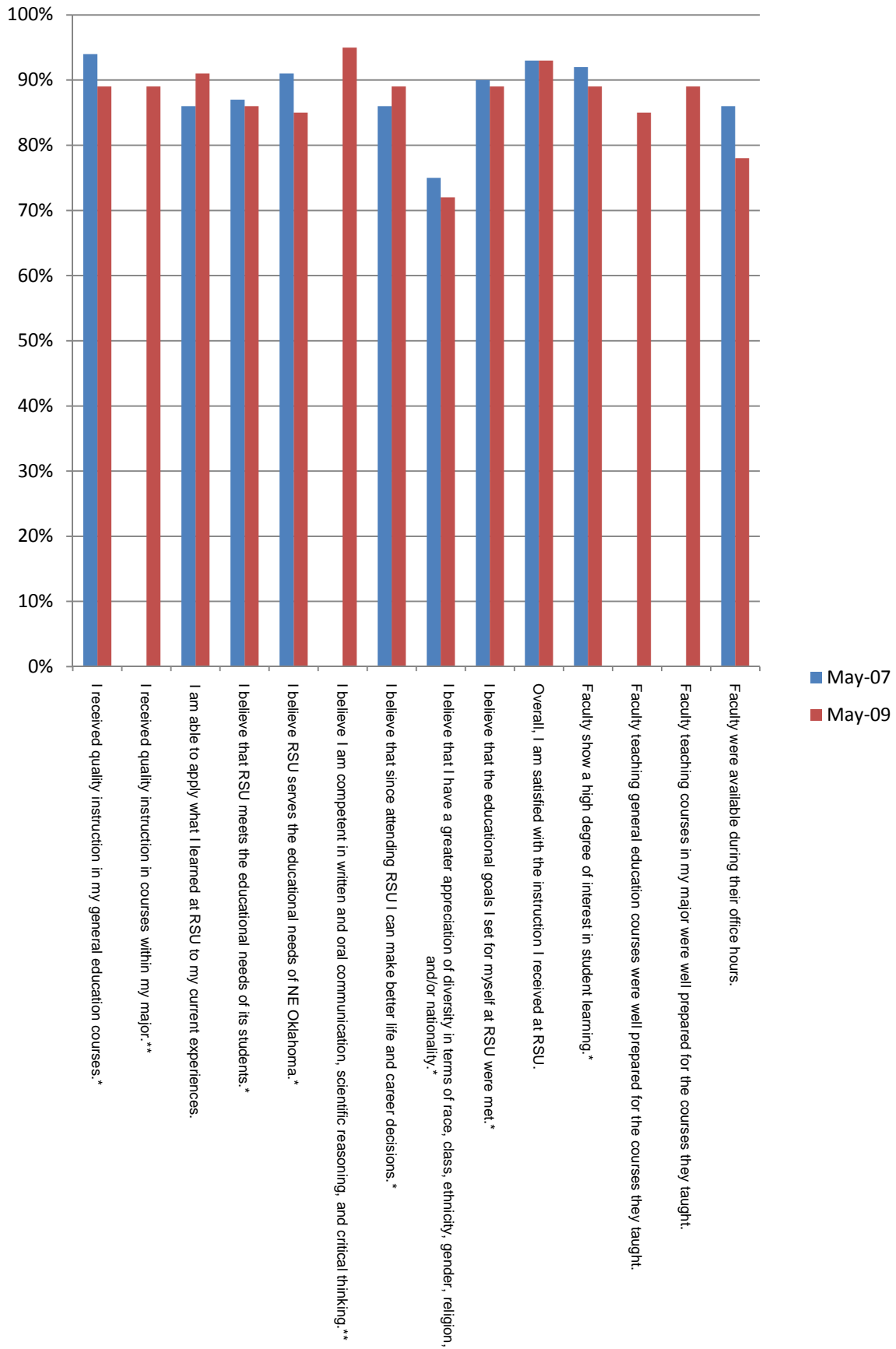
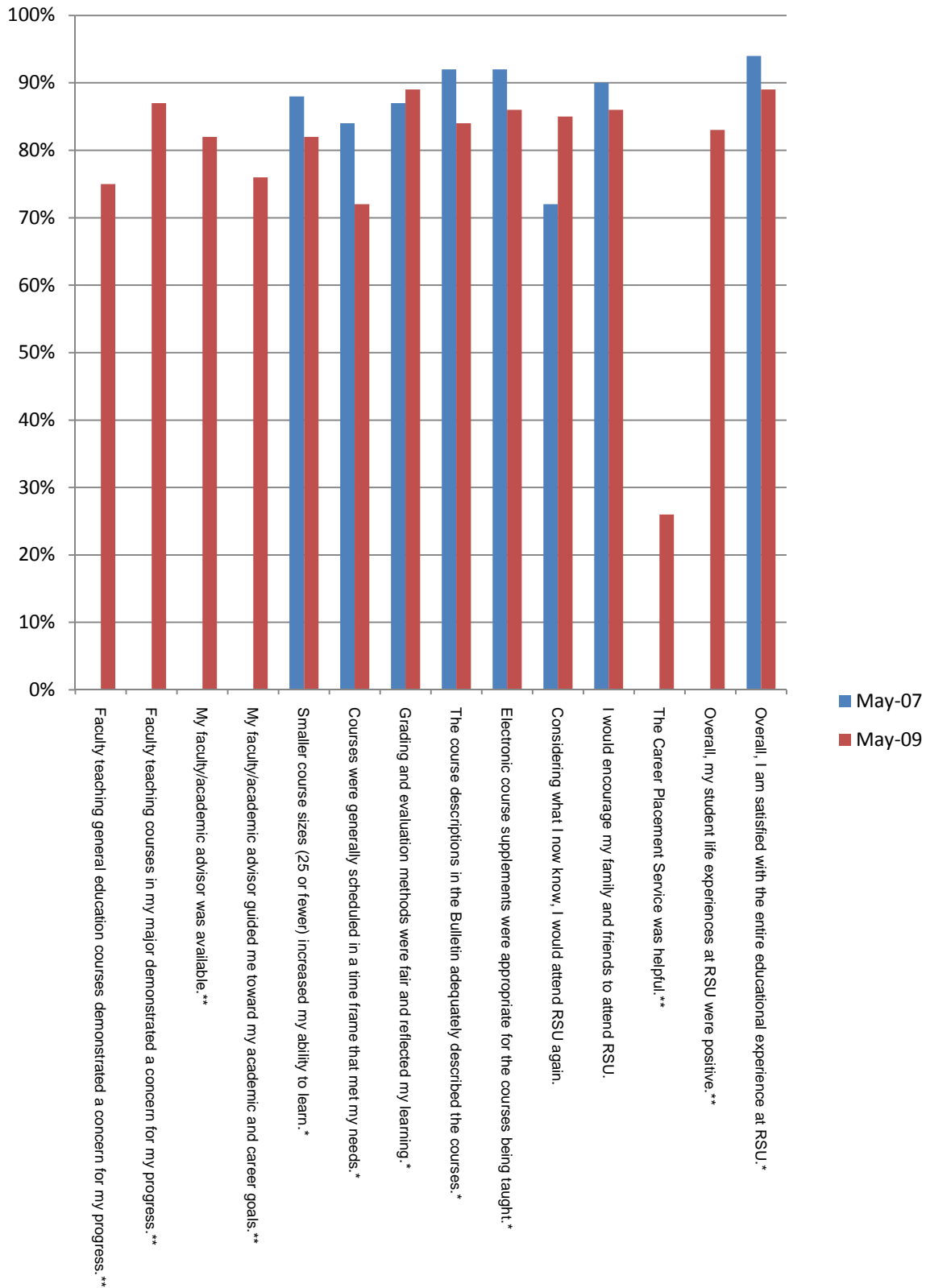


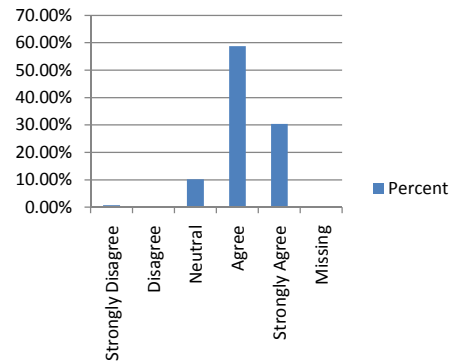
Chart 1 Graduation Survey Trend by Topic and Question Continued



**Table 2 Cumulative Frequency Distribution of Graduation Survey Results
May 2009**

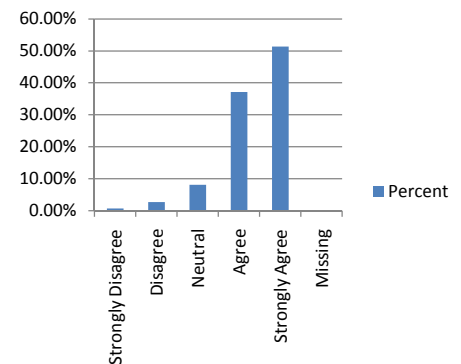
1. I received quality instruction in my general education courses.

Reponses	Frequency	Percent
Strongly Disagree	1	0.68%
Disagree	0	0.00%
Neutral	15	10.14%
Agree	87	58.78%
Strongly Agree	45	30.41%
Agree + Strongly Agree	132	89.19%
Total Valid	148	100.00%
Missing	0	0.00%
Total	148	100.00%



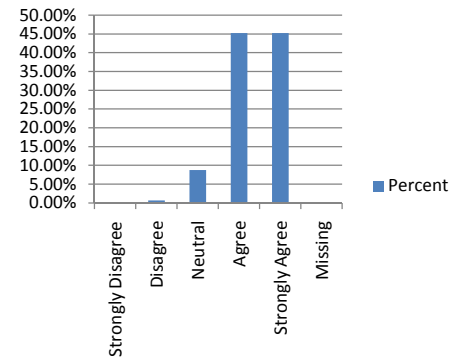
2. I received quality instruction in courses within my major.

Reponses	Frequency	Percent
Strongly Disagree	1	0.68%
Disagree	4	2.70%
Neutral	12	8.11%
Agree	55	37.16%
Strongly Agree	76	51.35%
Agree + Strongly Agree	131	88.51%
Total Valid	148	100.00%
Missing	0	0.00%
Total	148	100.00%



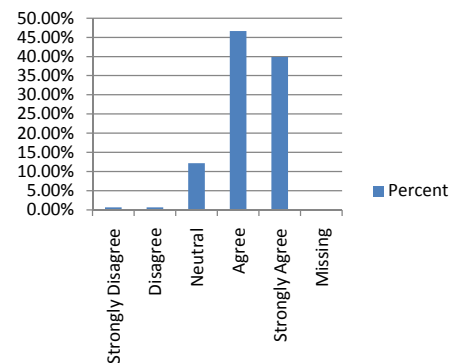
3. I am able to apply what I learned at RSU to my current experiences.

Reponses	Frequency	Percent
Strongly Disagree	0	0.00%
Disagree	1	0.68%
Neutral	13	8.78%
Agree	67	45.27%
Strongly Agree	67	45.27%
Agree + Strongly Agree	134	90.54%
Total Valid	148	100.00%
Missing	0	0.00%
Total	148	100.00%



4. I believe that RSU meets the educational needs of its students.

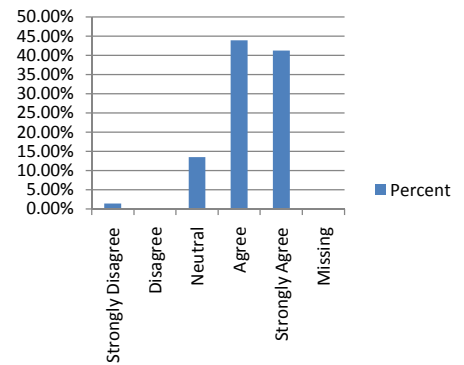
Reponses	Frequency	Percent
Strongly Disagree	1	0.68%
Disagree	1	0.68%
Neutral	18	12.16%
Agree	69	46.62%
Strongly Agree	59	39.86%
Agree + Strongly Agree	128	86.49%
Total Valid	148	100.00%
Missing	0	0.00%
Total	148	100.00%



**Table 2 Cumulative Frequency Distribution of Graduation Survey Results
May 2009**

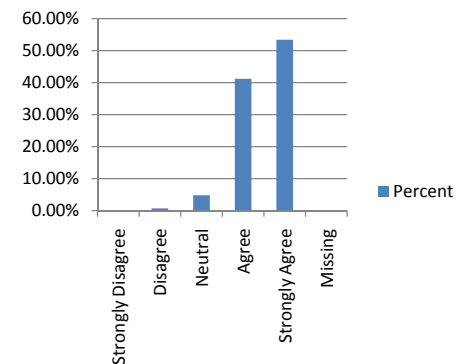
5. I believe RSU serves the educational needs of NE Oklahoma.

Reponses	Frequency	Percent
Strongly Disagree	2	1.35%
Disagree	0	0.00%
Neutral	20	13.51%
Agree	65	43.92%
Strongly Agree	61	41.22%
Agree + Strongly Agree	126	85.14%
Total Valid	148	100.00%
Missing	0	0.00%
Total	148	100.00%



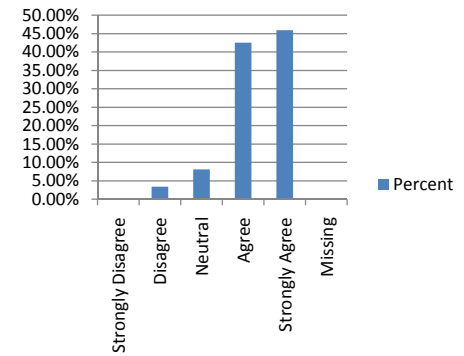
6. I believe I am competent in written and oral communication, scientific reasoning, and critical thinking.

Reponses	Frequency	Percent
Strongly Disagree	0	0.00%
Disagree	1	0.68%
Neutral	7	4.73%
Agree	61	41.22%
Strongly Agree	79	53.38%
Agree + Strongly Agree	140	94.59%
Total Valid	148	100.00%
Missing	0	0.00%
Total	148	100.00%



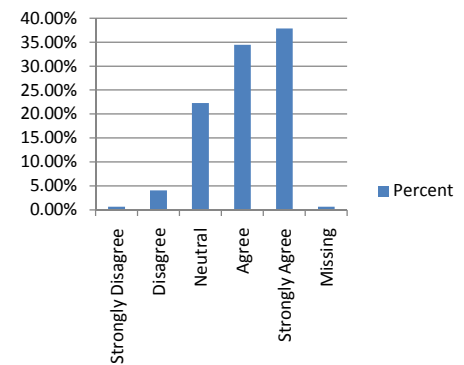
7. I believe that since attending RSU I can make better life and career decisions.

Reponses	Frequency	Percent
Strongly Disagree	0	0.00%
Disagree	5	3.38%
Neutral	12	8.11%
Agree	63	42.57%
Strongly Agree	68	45.95%
Agree + Strongly Agree	131	88.51%
Total Valid	148	100.00%
Missing	0	0.00%
Total	148	100.00%



8. I believe that I have a greater appreciation of diversity in terms of race, class, ethnicity, gender, religion, and/or nationality.

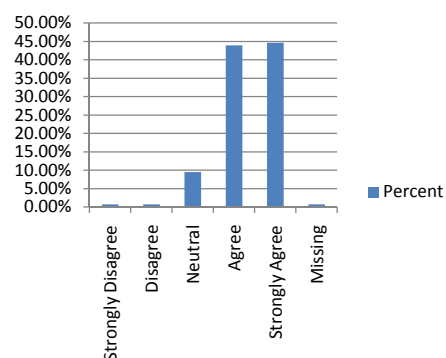
Reponses	Frequency	Percent
Strongly Disagree	1	0.68%
Disagree	6	4.05%
Neutral	33	22.30%
Agree	51	34.46%
Strongly Agree	56	37.84%
Agree + Strongly Agree	107	72.30%
Total Valid	147	99.32%
Missing	1	0.68%
Total	148	100.00%



**Table 2 Cumulative Frequency Distribution of Graduation Survey Results
May 2009**

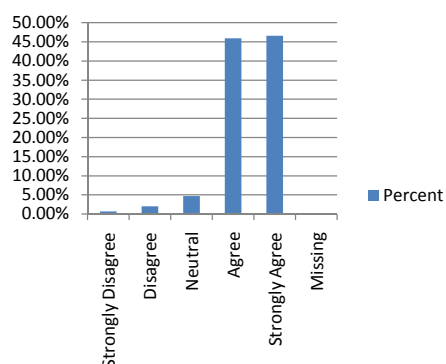
9. I believe that the educational goals I set for myself at RSU were met.

Reponses	Frequency	Percent
Strongly Disagree	1	0.68%
Disagree	1	0.68%
Neutral	14	9.46%
Agree	65	43.92%
Strongly Agree	66	44.59%
Agree + Strongly Agree	131	88.51%
Total Valid	147	99.32%
Missing	1	0.68%
Total	148	100.00%



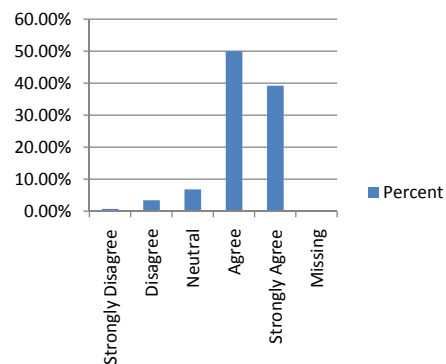
10. Overall, I am satisfied with the instruction I received at RSU.

Reponses	Frequency	Percent
Strongly Disagree	1	0.68%
Disagree	3	2.03%
Neutral	7	4.73%
Agree	68	45.95%
Strongly Agree	69	46.62%
Agree + Strongly Agree	137	92.57%
Total Valid	148	100.00%
Missing	0	0.00%
Total	148	100.00%



11. Faculty show a high degree of interest in student learning.

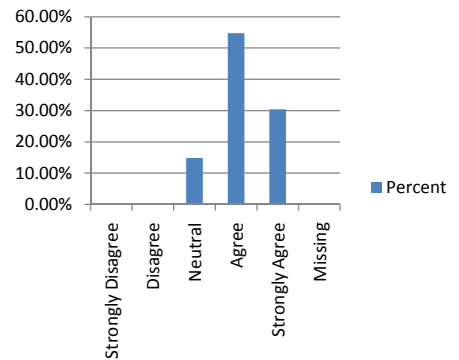
Reponses	Frequency	Percent
Strongly Disagree	1	0.68%
Disagree	5	3.38%
Neutral	10	6.76%
Agree	74	50.00%
Strongly Agree	58	39.19%
Agree + Strongly Agree	132	89.19%
Total Valid	148	100.00%
Missing	0	0.00%
Total	148	100.00%



**Table 2 Cumulative Frequency Distribution of Graduation Survey Results
May 2009**

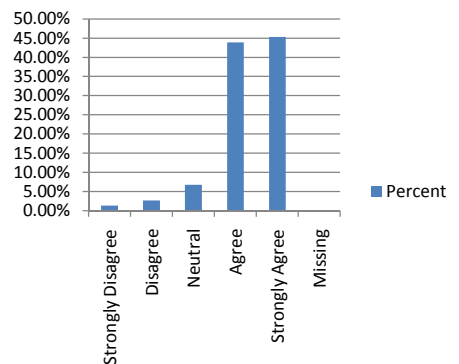
12. Faculty teaching general education courses were well prepared for the courses they taught.

Reponses	Frequency	Percent
Strongly Disagree	0	0.00%
Disagree	0	0.00%
Neutral	22	14.86%
Agree	81	54.73%
Strongly Agree	45	30.41%
Agree + Strongly Agree	126	85.14%
Total Valid	148	100.00%
Missing	0	0.00%
Total	148	100.00%



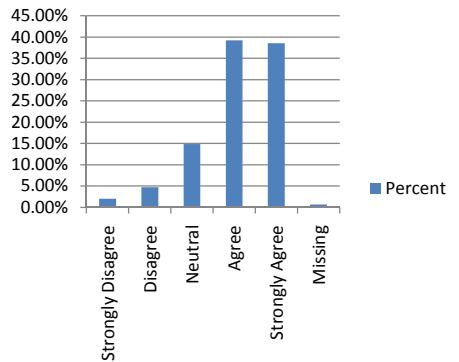
13. Faculty teaching courses in my major were well prepared for the courses they taught.

Reponses	Frequency	Percent
Strongly Disagree	2	1.35%
Disagree	4	2.70%
Neutral	10	6.76%
Agree	65	43.92%
Strongly Agree	67	45.27%
Agree + Strongly Agree	132	89.19%
Total Valid	148	100.00%
Missing	0	0.00%
Total	148	100.00%



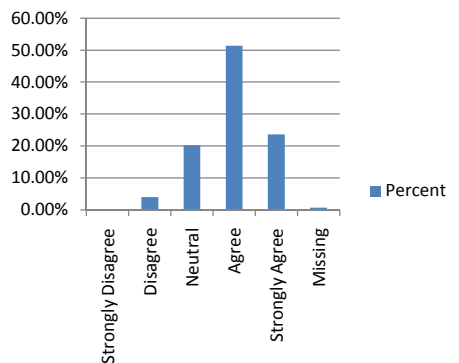
14. Faculty were available during their office hours.

Reponses	Frequency	Percent
Strongly Disagree	3	2.03%
Disagree	7	4.73%
Neutral	22	14.86%
Agree	58	39.19%
Strongly Agree	57	38.51%
Agree + Strongly Agree	115	77.70%
Total Valid	147	99.32%
Missing	1	0.68%
Total	148	100.00%



15. Faculty teaching general education courses demonstrated a concern for my progress.

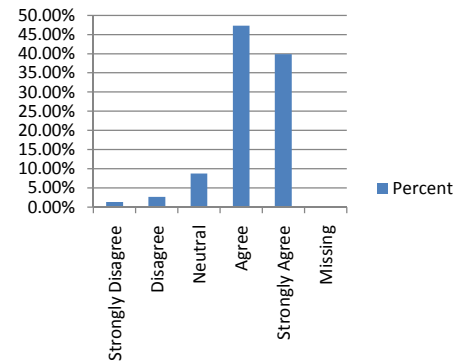
Reponses	Frequency	Percent
Strongly Disagree	0	0.00%
Disagree	6	4.05%
Neutral	30	20.27%
Agree	76	51.35%
Strongly Agree	35	23.65%
Agree + Strongly Agree	111	75.00%
Total Valid	147	99.32%
Missing	1	0.68%
Total	148	100.00%



**Table 2 Cumulative Frequency Distribution of Graduation Survey Results
May 2009**

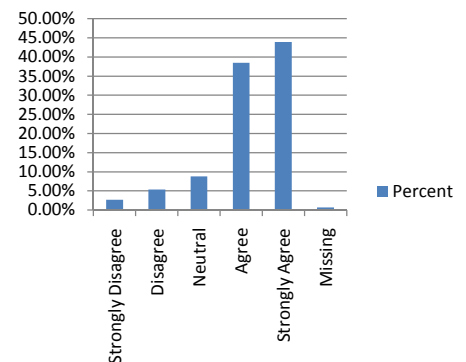
16. Faculty teaching courses in my major demonstrated a concern for my progress.

Reponses	Frequency	Percent
Strongly Disagree	2	1.35%
Disagree	4	2.70%
Neutral	13	8.78%
Agree	70	47.30%
Strongly Agree	59	39.86%
Agree + Strongly Agree	129	87.16%
Total Valid	148	100.00%
Missing	0	0.00%
Total	148	100.00%



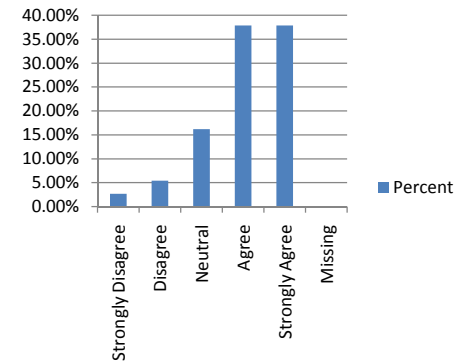
17. My faculty/academic advisor was available.

Reponses	Frequency	Percent
Strongly Disagree	4	2.70%
Disagree	8	5.41%
Neutral	13	8.78%
Agree	57	38.51%
Strongly Agree	65	43.92%
Agree + Strongly Agree	122	82.43%
Total Valid	147	99.32%
Missing	1	0.68%
Total	148	100.00%



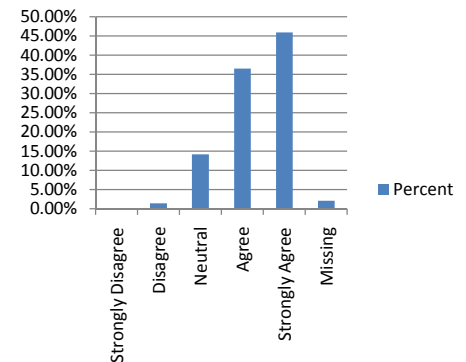
18. My faculty/academic advisor guided me toward my academic and career goals.

Reponses	Frequency	Percent
Strongly Disagree	4	2.70%
Disagree	8	5.41%
Neutral	24	16.22%
Agree	56	37.84%
Strongly Agree	56	37.84%
Agree + Strongly Agree	112	75.68%
Total Valid	148	100.00%
Missing	0	0.00%
Total	148	100.00%



19. Smaller course sizes (25 or fewer) increased my ability to learn.

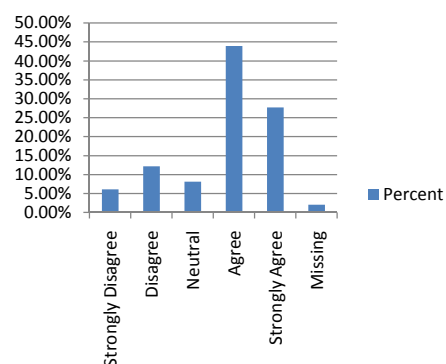
Reponses	Frequency	Percent
Strongly Disagree	0	0.00%
Disagree	2	1.35%
Neutral	21	14.19%
Agree	54	36.49%
Strongly Agree	68	45.95%
Agree + Strongly Agree	122	82.43%
Total Valid	145	97.97%
Missing	3	2.03%
Total	148	100.00%



**Table 2 Cumulative Frequency Distribution of Graduation Survey Results
May 2009**

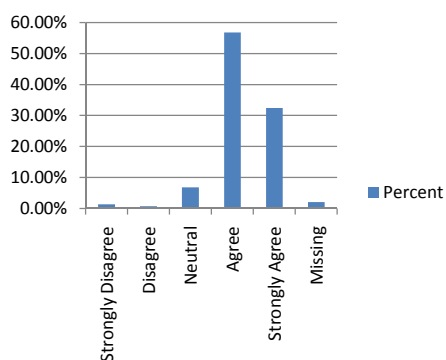
20. Courses were generally scheduled in a time frame that met my needs.

Reponses	Frequency	Percent
Strongly Disagree	9	6.08%
Disagree	18	12.16%
Neutral	12	8.11%
Agree	65	43.92%
Strongly Agree	41	27.70%
Agree + Strongly Agree	106	71.62%
Total Valid	145	97.97%
Missing	3	2.03%
Total	148	100.00%



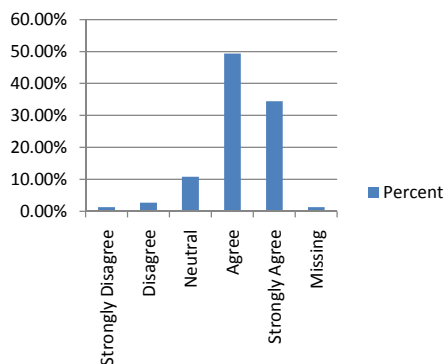
21. Grading and evaluation methods were fair and reflected my learning.

Reponses	Frequency	Percent
Strongly Disagree	2	1.35%
Disagree	1	0.68%
Neutral	10	6.76%
Agree	84	56.76%
Strongly Agree	48	32.43%
Agree + Strongly Agree	132	89.19%
Total Valid	145	97.97%
Missing	3	2.03%
Total	148	100.00%



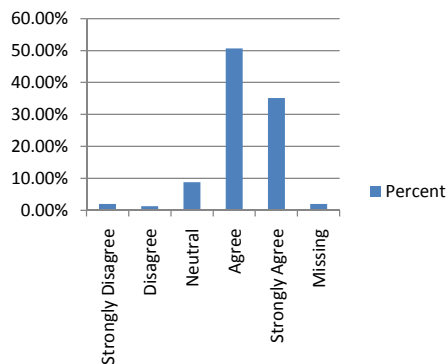
22. The course descriptions in the Bulletin adequately described the courses.

Reponses	Frequency	Percent
Strongly Disagree	2	1.35%
Disagree	4	2.70%
Neutral	16	10.81%
Agree	73	49.32%
Strongly Agree	51	34.46%
Agree + Strongly Agree	124	83.78%
Total Valid	146	98.65%
Missing	2	1.35%
Total	148	100.00%



23. Electronic course supplements were appropriate for the courses being taught.

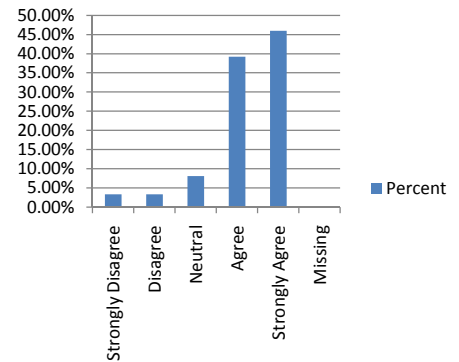
Reponses	Frequency	Percent
Strongly Disagree	3	2.03%
Disagree	2	1.35%
Neutral	13	8.78%
Agree	75	50.68%
Strongly Agree	52	35.14%
Agree + Strongly Agree	127	85.81%
Total Valid	145	97.97%
Missing	3	2.03%
Total	148	100.00%



**Table 2 Cumulative Frequency Distribution of Graduation Survey Results
May 2009**

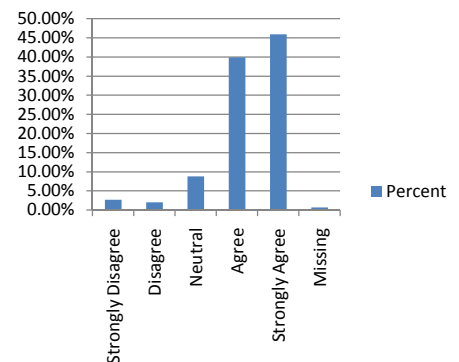
24. Considering what I now know, I would attend RSU again.

Reponses	Frequency	Percent
Strongly Disagree	5	3.38%
Disagree	5	3.38%
Neutral	12	8.11%
Agree	58	39.19%
Strongly Agree	68	45.95%
Agree + Strongly Agree	126	85.14%
Total Valid	148	100.00%
Missing	0	0.00%
Total	148	100.00%



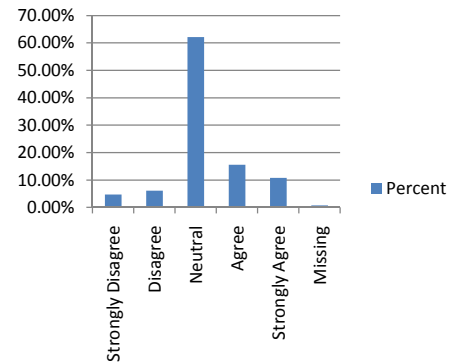
25. I would encourage my family and friends to attend RSU.

Reponses	Frequency	Percent
Strongly Disagree	4	2.70%
Disagree	3	2.03%
Neutral	13	8.78%
Agree	59	39.86%
Strongly Agree	68	45.95%
Agree + Strongly Agree	127	85.81%
Total Valid	147	99.32%
Missing	1	0.68%
Total	148	100.00%



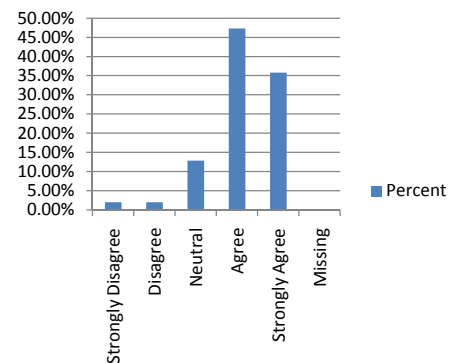
26. The Career Placement Service was helpful.

Reponses	Frequency	Percent
Strongly Disagree	7	4.73%
Disagree	9	6.08%
Neutral	92	62.16%
Agree	23	15.54%
Strongly Agree	16	10.81%
Agree + Strongly Agree	39	26.35%
Total Valid	147	99.32%
Missing	1	0.68%
Total	148	100.00%



27. Overall, my student life experiences at RSU were positive.

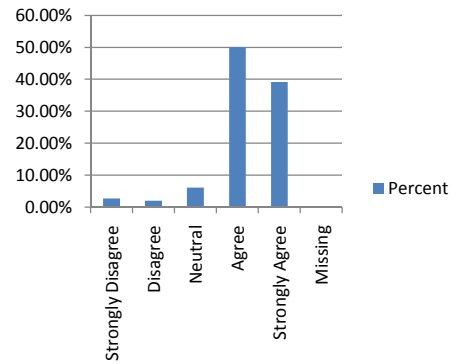
Reponses	Frequency	Percent
Strongly Disagree	3	2.03%
Disagree	3	2.03%
Neutral	19	12.84%
Agree	70	47.30%
Strongly Agree	53	35.81%
Agree + Strongly Agree	123	83.11%
Total Valid	148	100.00%
Missing	0	0.00%
Total	148	100.00%



**Table 2 Cumulative Frequency Distribution of Graduation Survey Results
May 2009**

28. Overall, I am satisfied with the entire educational experience at RSU.

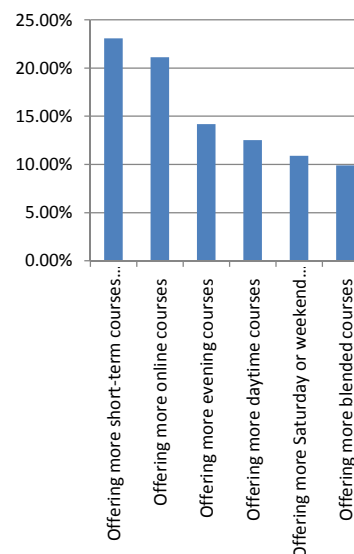
Reponses	Frequency	Percent
Strongly Disagree	4	2.70%
Disagree	3	2.03%
Neutral	9	6.08%
Agree	74	50.00%
Strongly Agree	58	39.19%
Agree + Strongly Agree	132	89.19%
Total Valid	148	100.00%
Missing	0	0.00%
Total	148	100.00%



**Table 2 Cumulative Frequency Distribution of Graduation Survey Results
May 2009**

29. RSU could improve the educational programs to better meet my needs by: (check all that apply)

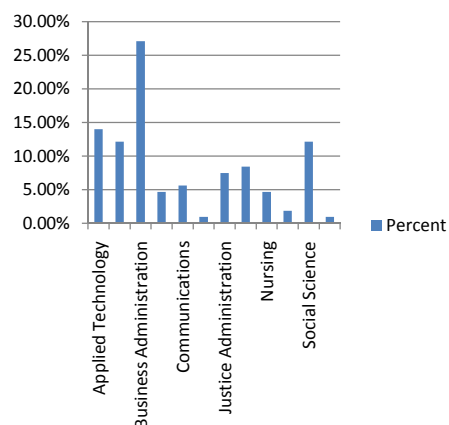
Reponses	Frequency	Percent
Offering more short-term courses (example: 4 or 8 weeks)	70	23.10%
Offering more online courses	64	21.12%
Offering more evening courses	43	14.19%
Offering more daytime courses	38	12.54%
Offering more Saturday or weekend courses	33	10.89%
Offering more blended courses	30	9.90%
Get teaching programs	1	0.33%
Make sure the instructor is actually "teaching" the assigned subject.	1	0.33%
Offering nursing program that goes straight through to bsn.	1	0.33%
Improvement of science labs (facilities and equipment)	1	0.33%
Offering more majors	1	0.33%
Knowing that there is now an Elementary Education BA degree program on your campus. It is not even in the list below.	1	0.33%
Having a variety of teachers teaching the courses instead of just two for the major	1	0.33%
More medical/molecular classes	1	0.33%
Some classes have not been offered at all! i.e. Values and Ethics has not been offered for the past 2 years!!	1	0.33%
More than just one time slot available for courses	1	0.33%
I don't think assignments should be given out over break or a week before finals...it takes away from taking a chance to relax and/or study for finals!	1	0.33%
More upper division med/molecular classes	1	0.33%
Offering more of the junior and senior level courses every semester.	1	0.33%
Offer CJA classes more often	1	0.33%
Having a class offered year round especially in the biology department	1	0.33%
Offer more psychology courses in general. RSU needs to hire more faculty.	1	0.33%
Offering more two day classes (MW or TR)	1	0.33%
Offering courses applicable to nursing students on Wed-Fri in order to comply with their required clinical days.	1	0.33%
Photography courses during the day.	1	0.33%
Accept more CLEP tests. Advertise CLEP and advanced standing tests more.	1	0.33%
What about Elementary education for ?	1	0.33%
Offering more courses during the summer term for Criminal Justice students	1	0.33%
RSU needs better career placement & the academic advisors were not helpful.	1	0.33%
Better counseling as what classes to take, before taking another one.	1	0.33%
Changes in Internship policy	1	0.33%
Total	303	2.31%



**Table 2 Cumulative Frequency Distribution of Graduation Survey Results
May 2009**

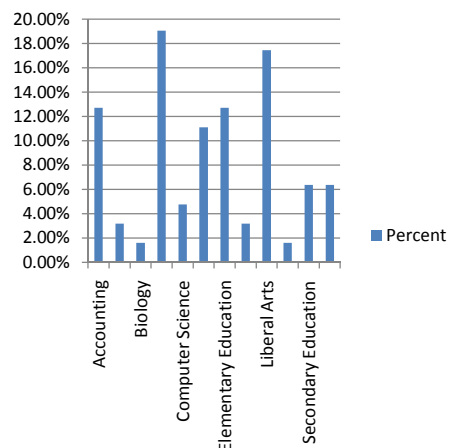
30. My major of study is: (Bachelor degree)

Reponses	Frequency	Percent
Applied Technology	15	14.02%
Biology	13	12.15%
Business Administration	29	27.10%
Business Information Technology	5	4.67%
Communications	6	5.61%
Community Counseling	1	0.93%
Justice Administration	8	7.48%
Liberal Arts	9	8.41%
Nursing	5	4.67%
Organizational Leadership	2	1.87%
Social Science	13	12.15%
Visual Arts	1	0.93%
Total	107	100.00%



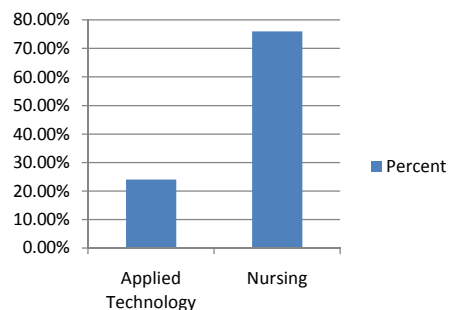
31. My major of study is: (Associate in Arts or Science)

Reponses	Frequency	Percent
Accounting	8	12.70%
Art	2	3.17%
Biology	1	1.59%
Business Administration	12	19.05%
Computer Science	3	4.76%
Criminal Justice Studies	7	11.11%
Elementary Education	8	12.70%
Legal Assisting	2	3.17%
Liberal Arts	11	17.46%
Physical Science	1	1.59%
Secondary Education	4	6.35%
Social Science	4	6.35%
Total	63	100.00%



32. My major of study is: (Associate in Applied Science)

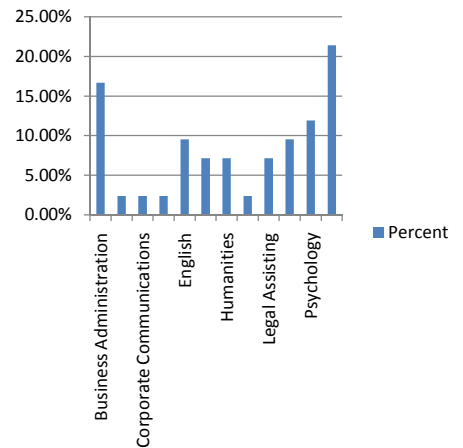
Reponses	Frequency	Percent
Applied Technology	6	24.00%
Nursing	19	76.00%
Total	25	100.00%



**Table 2 Cumulative Frequency Distribution of Graduation Survey Results
May 2009**

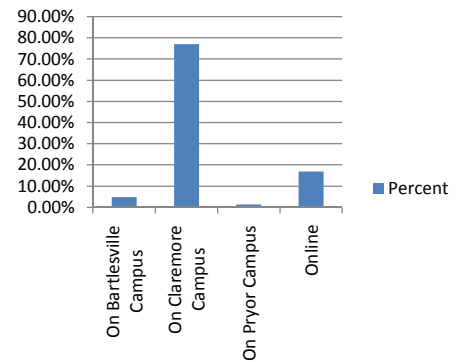
33. My minor is (applicable to bachelor's degree graduates only):

Reponses	Frequency	Percent
Business Administration	7	16.67%
Computer Science	1	2.38%
Corporate Communications	1	2.38%
Criminal Justice-COP	1	2.38%
English	4	9.52%
History	3	7.14%
Humanities	3	7.14%
Justice Administration	1	2.38%
Legal Assisting	3	7.14%
Political Science	4	9.52%
Psychology	5	11.90%
Sociology	9	21.43%
Total	42	100.00%



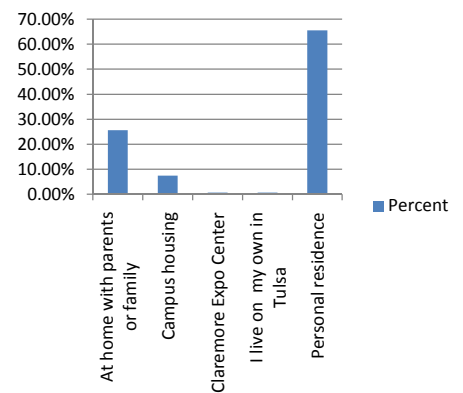
34. Most of my courses have been (Please mark one):

Reponses	Frequency	Percent
On Bartlesville Campus	7	4.73%
On Claremore Campus	114	77.03%
On Pryor Campus	2	1.35%
Online	25	16.89%
Total	148	100.00%



35. My residence during MOST of my education at RSU was:

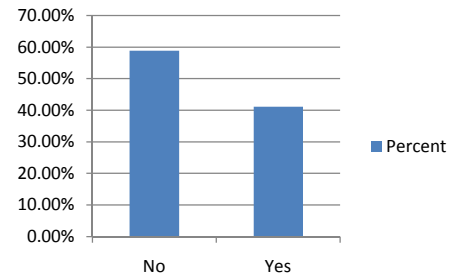
Reponses	Frequency	Percent
At home with parents or family	38	25.68%
Campus housing	11	7.43%
Claremore Expo Center	1	0.68%
I live on my own in Tulsa	1	0.68%
Personal residence	97	65.54%
Total	148	100.00%



**Table 2 Cumulative Frequency Distribution of Graduation Survey Results
May 2009**

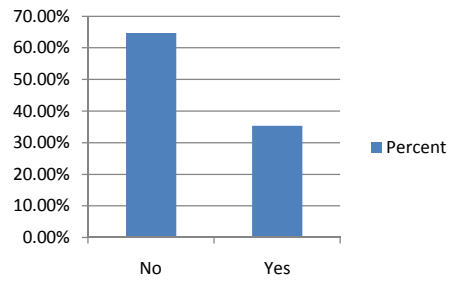
36. Are you the first person in your family to graduate with a Bachelor's degree?

Reponses	Frequency	Percent
No	83	58.87%
Yes	58	41.13%
Total	141	100.00%



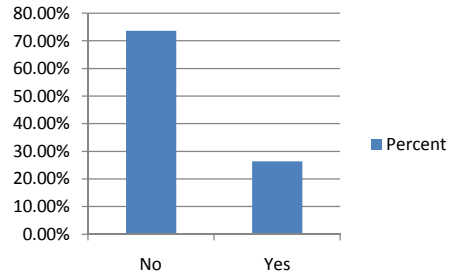
37. Are you the first person in your family to graduate with an Associate in Arts or Science degree?

Reponses	Frequency	Percent
No	88	64.71%
Yes	48	35.29%
Total	136	100.00%



38. Are you the first person in your family to graduate with an Associate in Applied Science degree?

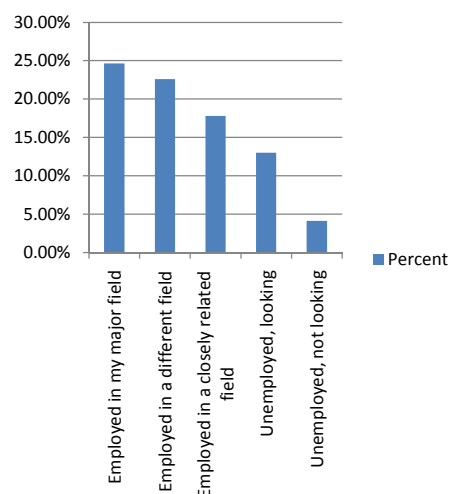
Reponses	Frequency	Percent
No	92	73.60%
Yes	33	26.40%
Total	125	100.00%



**Table 2 Cumulative Frequency Distribution of Graduation Survey Results
May 2009**

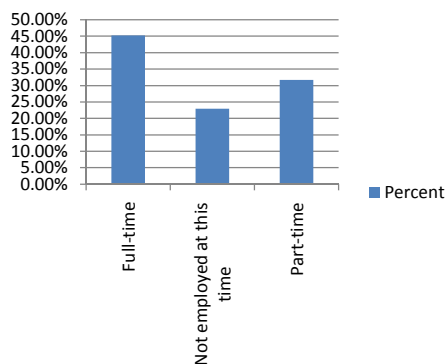
39. I am currently:

Reponses	Frequency	Percent
Employed in my major field	36	24.66%
Employed in a different field	33	22.60%
Employed in a closely related field	26	17.81%
Unemployed, looking	19	13.01%
Unemployed, not looking	6	4.11%
Rogers State University	4	2.74%
Cameron University	3	2.05%
University of Oklahoma	3	2.05%
NSU	2	1.37%
University of Oklahoma College of Pharmacy	2	1.37%
University of Tulsa	2	1.37%
Another Insitution	1	0.68%
At OSU and I am currently employed in my major field of study.	1	0.68%
Cameron University - Claremore Campus	1	0.68%
Florida Coastal Law School	1	0.68%
NOC	1	0.68%
Northeastern State University, Broken Arrow	1	0.68%
OSU-Tulsa	1	0.68%
Physical Therapy program	1	0.68%
TCC/OSU Tulsa	1	0.68%
Wichita State University	1	0.68%
Total	146	100.00%



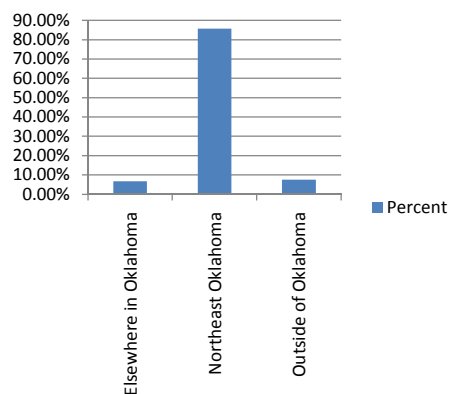
40. I am employed:

Reponses	Frequency	Percent
Full-time	67	45.27%
Not employed at this time	34	22.97%
Part-time	47	31.76%
Total	148	100.00%



41. I am employed in:

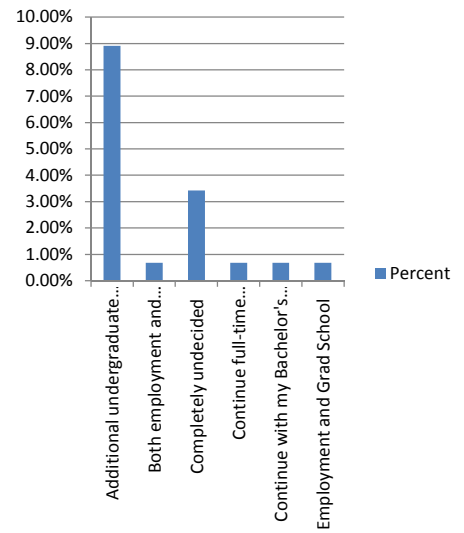
Reponses	Frequency	Percent
Elsewhere in Oklahoma	8	6.72%
Northeast Oklahoma	102	85.71%
Outside of Oklahoma	9	7.56%
Total	119	100.00%



**Table 2 Cumulative Frequency Distribution of Graduation Survey Results
May 2009**

42. My PRINCIPAL activity upon graduation MOST LIKELY will be:

Reponses	Frequency	Percent
Additional undergraduate coursework	13	8.90%
Both employment and graduate school part time	1	0.68%
Completely undecided	5	3.42%
Continue full-time employment, military, continue gra	1	0.68%
Continue with my Bachelor's elsewhere. Somewhere r	1	0.68%
Employment and Grad School	1	0.68%
Employment full-time while continuing my education ;	1	0.68%
Employment, full-time and continuing to get my bache	1	0.68%
Employment, full-time paid	87	59.59%
Employment, part-time paid	2	1.37%
Graduate or professional school, full-time	20	13.70%
Graduate or professional school, part-time	4	2.74%
I plan on working and continuing on with school	1	0.68%
Maternity leave and then employment full time	1	0.68%
Military Service	2	1.37%
Physical therapy assistant program; hopefully graduat	1	0.68%
Seek a different degree (Business is not good right now	1	0.68%
Starting or raising a family	3	2.05%
Total	146	100.00%



**Table 2 Cumulative Frequency Distribution of Graduation Survey Results
May 2009**

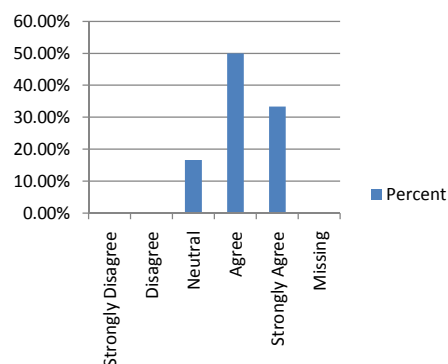
43. If you selected Graduate or Professional School in the previous question whether full or part-time, please list where and your major.

Responses	Frequency	Percent
Where = University of Oklahoma; Major = Law	2	5.88%
Where = Arkansas; Major = BIT	1	2.94%
Where = Bartlesville Small Animal Hospital ; Major = Biological Science Medical/Molecular	1	2.94%
Where = Jacksonville, Florida; Major = Law	1	2.94%
Where = Kansas State University ; Major = Communicatons	1	2.94%
Where = Law school; Major = Sociology	1	2.94%
Where = NOC; Major = Registered Nurse	1	2.94%
Where = NSU BA; Major = Accounting and Finance	1	2.94%
Where = NSU or RSU undecided on this ; Major = Community Counseling	1	2.94%
Where = NSU; Major = MBA	1	2.94%
Where = Oklahoma State University Health Sciences in Tulsa; Major = Forensic Science	1	2.94%
Where = Oklahoma University; Major = Nursing	1	2.94%
Where = OSU Medical School; Major = D.O. (Medicine)	1	2.94%
Where = OSU Tulsa; Major = Accounting	1	2.94%
Where = OSU Tulsa; Major = Business Admin	1	2.94%
Where = OSU Tulsa; Major = Community Counseling	1	2.94%
Where = OSU Tulsa; Major = MBA	1	2.94%
Where = OU Tulsa; Major = Human Relations	1	2.94%
Where = OU Tulsa; Major = Occupational Therapy	1	2.94%
Where = OU; Major = Pharmacy	1	2.94%
Where = Rogers State University; Major = Liberal Arts	1	2.94%
Where = RSU; Major = Bachelor's in Nursing	1	2.94%
Where = still looking; Major = MBA	1	2.94%
Where = TCC for PTA; OU Schusterman for Physical Therapy	1	2.94%
Where = Tulsa University; Major = Geology	1	2.94%
Where = University of Oklahoma College of Pharmacy; Major = PharmD	1	2.94%
Where = University of Oklahoma, Tulsa Campus; Major = Masters in Occupational Therapy	1	2.94%
Where = University of Oklahoma; Major = Pharmacy (Pharm. D.)	1	2.94%
Where = University of Oklahoma; Major = Physicians Assistant Program	1	2.94%
Where = University of Tulsa; Major = Biology	1	2.94%
Where = University of Tulsa; Major = English	1	2.94%
Where = unsure; Major = Theater	1	2.94%
Where = Wichita State University; Major = Psychology	1	2.94%
Total	34	100.00%

**Graduation Survey
May 2009
BA Communications**

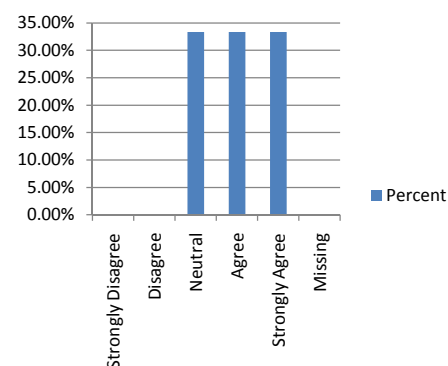
1. I received quality instruction in my general education courses.

Reponses	Frequency	Percent
Strongly Disagree	0	0.00%
Disagree	0	0.00%
Neutral	1	16.67%
Agree	3	50.00%
Strongly Agree	2	33.33%
Agree + Strongly Agree	5	83.33%
Total Valid	6	100.00%
Missing	0	0.00%
Total	6	100.00%



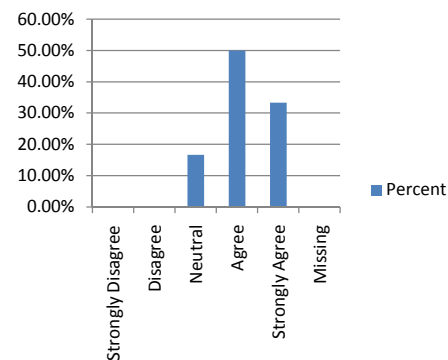
2. I received quality instruction in courses within my major.

Reponses	Frequency	Percent
Strongly Disagree	0	0.00%
Disagree	0	0.00%
Neutral	2	33.33%
Agree	2	33.33%
Strongly Agree	2	33.33%
Agree + Strongly Agree	4	66.67%
Total Valid	6	100.00%
Missing	0	0.00%
Total	6	100.00%



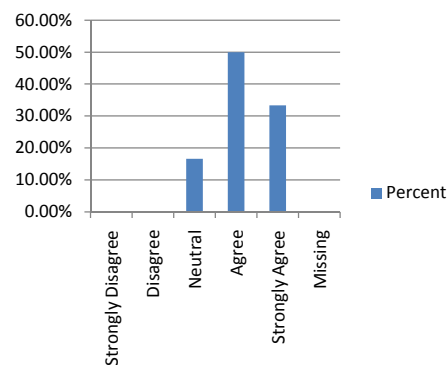
3. I am able to apply what I learned at RSU to my current experiences.

Reponses	Frequency	Percent
Strongly Disagree	0	0.00%
Disagree	0	0.00%
Neutral	1	16.67%
Agree	3	50.00%
Strongly Agree	2	33.33%
Agree + Strongly Agree	5	83.33%
Total Valid	6	100.00%
Missing	0	0.00%
Total	6	100.00%



4. I believe that RSU meets the educational needs of its students.

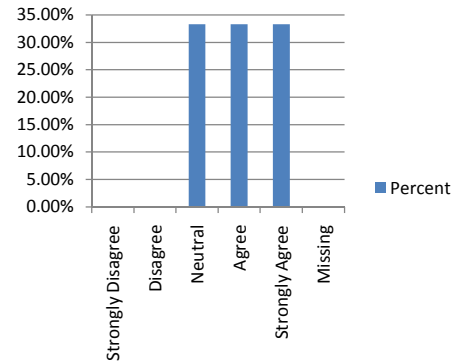
Reponses	Frequency	Percent
Strongly Disagree	0	0.00%
Disagree	0	0.00%
Neutral	1	16.67%
Agree	3	50.00%
Strongly Agree	2	33.33%
Agree + Strongly Agree	5	83.33%
Total Valid	6	100.00%
Missing	0	0.00%
Total	6	100.00%



**Graduation Survey
May 2009
BA Communications**

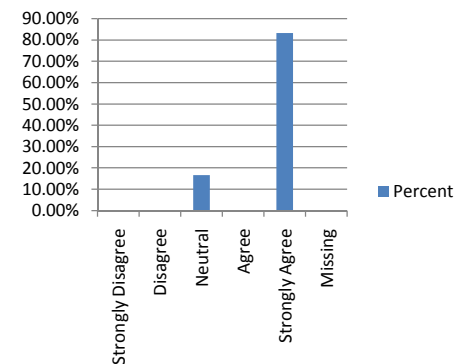
5. I believe RSU serves the educational needs of NE Oklahoma.

Reponses	Frequency	Percent
Strongly Disagree	0	0.00%
Disagree	0	0.00%
Neutral	2	33.33%
Agree	2	33.33%
Strongly Agree	2	33.33%
Agree + Strongly Agree	4	66.67%
Total Valid	6	100.00%
Missing	0	0.00%
Total	6	100.00%



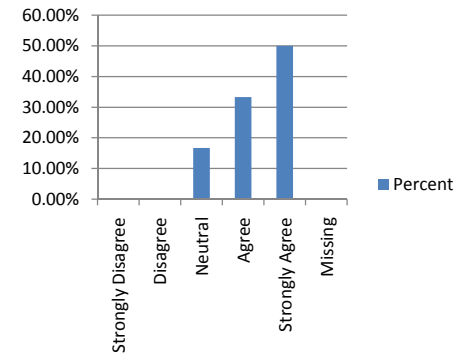
6. I believe I am competent in written and oral communication, scientific reasoning, and critical thinking.

Reponses	Frequency	Percent
Strongly Disagree	0	0.00%
Disagree	0	0.00%
Neutral	1	16.67%
Agree	0	0.00%
Strongly Agree	5	83.33%
Agree + Strongly Agree	5	83.33%
Total Valid	6	100.00%
Missing	0	0.00%
Total	6	100.00%



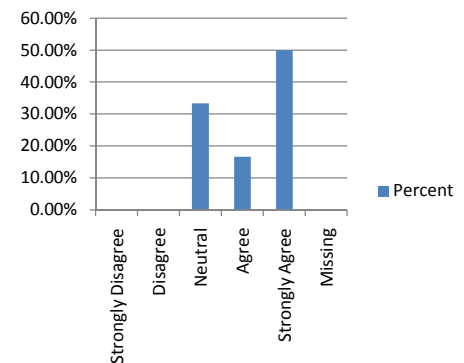
7. I believe that since attending RSU I can make better life and career decisions.

Reponses	Frequency	Percent
Strongly Disagree	0	0.00%
Disagree	0	0.00%
Neutral	1	16.67%
Agree	2	33.33%
Strongly Agree	3	50.00%
Agree + Strongly Agree	5	83.33%
Total Valid	6	100.00%
Missing	0	0.00%
Total	6	100.00%



8. I believe that I have a greater appreciation of diversity in terms of race, class, ethnicity, gender, religion, and/or nationality.

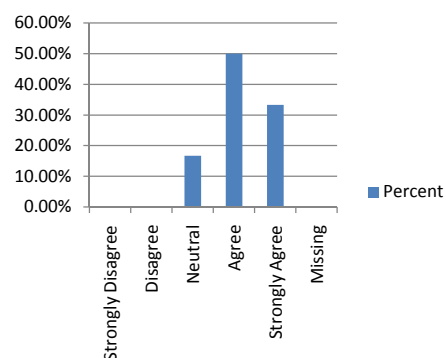
Reponses	Frequency	Percent
Strongly Disagree	0	0.00%
Disagree	0	0.00%
Neutral	2	33.33%
Agree	1	16.67%
Strongly Agree	3	50.00%
Agree + Strongly Agree	4	66.67%
Total Valid	6	100.00%
Missing	0	0.00%
Total	6	100.00%



**Graduation Survey
May 2009
BA Communications**

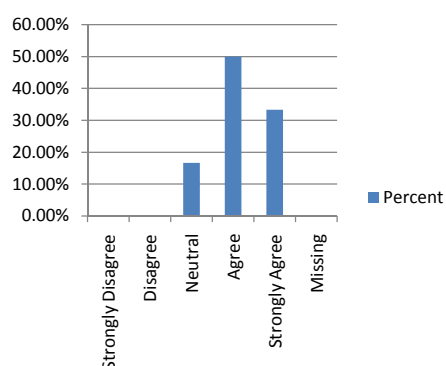
9. I believe that the educational goals I set for myself at RSU were met.

Reponses	Frequency	Percent
Strongly Disagree	0	0.00%
Disagree	0	0.00%
Neutral	1	16.67%
Agree	3	50.00%
Strongly Agree	2	33.33%
Agree + Strongly Agree	5	83.33%
Total Valid	6	100.00%
Missing	0	0.00%
Total	6	100.00%



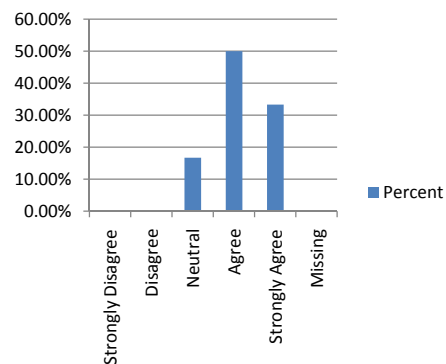
10. Overall, I am satisfied with the instruction I received at RSU.

Reponses	Frequency	Percent
Strongly Disagree	0	0.00%
Disagree	0	0.00%
Neutral	1	16.67%
Agree	3	50.00%
Strongly Agree	2	33.33%
Agree + Strongly Agree	5	83.33%
Total Valid	6	100.00%
Missing	0	0.00%
Total	6	100.00%



11. Faculty show a high degree of interest in student learning.

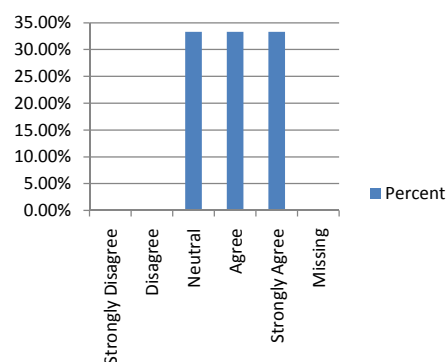
Reponses	Frequency	Percent
Strongly Disagree	0	0.00%
Disagree	0	0.00%
Neutral	1	16.67%
Agree	3	50.00%
Strongly Agree	2	33.33%
Agree + Strongly Agree	5	83.33%
Total Valid	6	100.00%
Missing	0	0.00%
Total	6	100.00%



**Graduation Survey
May 2009
BA Communications**

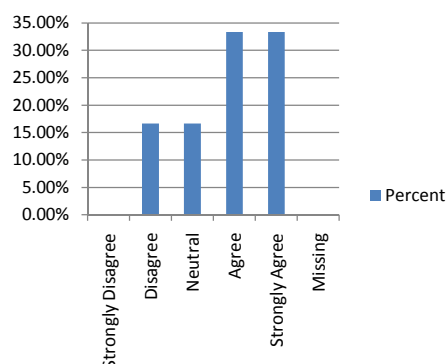
12. Faculty teaching general education courses were well prepared for the courses they taught.

Reponses	Frequency	Percent
Strongly Disagree	0	0.00%
Disagree	0	0.00%
Neutral	2	33.33%
Agree	2	33.33%
Strongly Agree	2	33.33%
Agree + Strongly Agree	4	66.67%
Total Valid	6	100.00%
Missing	0	0.00%
Total	6	100.00%



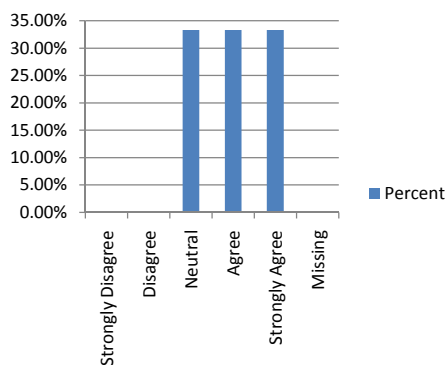
13. Faculty teaching courses in my major were well prepared for the courses they taught.

Reponses	Frequency	Percent
Strongly Disagree	0	0.00%
Disagree	1	16.67%
Neutral	1	16.67%
Agree	2	33.33%
Strongly Agree	2	33.33%
Agree + Strongly Agree	4	66.67%
Total Valid	6	100.00%
Missing	0	0.00%
Total	6	100.00%



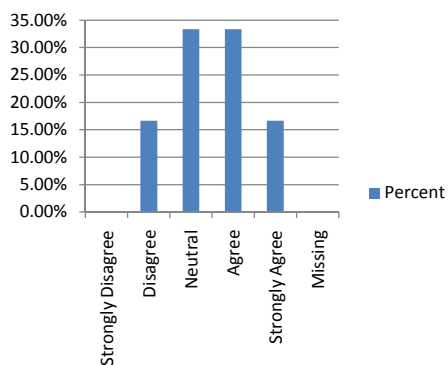
14. Faculty were available during their office hours.

Reponses	Frequency	Percent
Strongly Disagree	0	0.00%
Disagree	0	0.00%
Neutral	2	33.33%
Agree	2	33.33%
Strongly Agree	2	33.33%
Agree + Strongly Agree	4	66.67%
Total Valid	6	100.00%
Missing	0	0.00%
Total	6	100.00%



15. Faculty teaching general education courses demonstrated a concern for my progress.

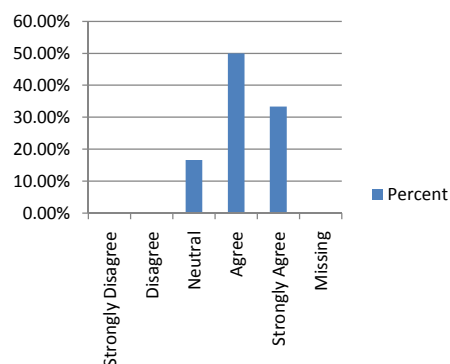
Reponses	Frequency	Percent
Strongly Disagree	0	0.00%
Disagree	1	16.67%
Neutral	2	33.33%
Agree	2	33.33%
Strongly Agree	1	16.67%
Agree + Strongly Agree	3	50.00%
Total Valid	6	100.00%
Missing	0	0.00%
Total	6	100.00%



**Graduation Survey
May 2009
BA Communications**

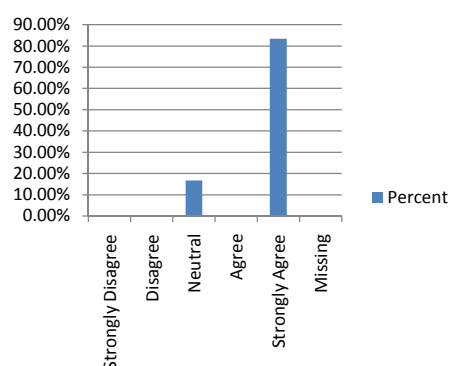
16. Faculty teaching courses in my major demonstrated a concern for my progress.

Reponses	Frequency	Percent
Strongly Disagree	0	0.00%
Disagree	0	0.00%
Neutral	1	16.67%
Agree	3	50.00%
Strongly Agree	2	33.33%
Agree + Strongly Agree	5	83.33%
Total Valid	6	100.00%
Missing	0	0.00%
Total	6	100.00%



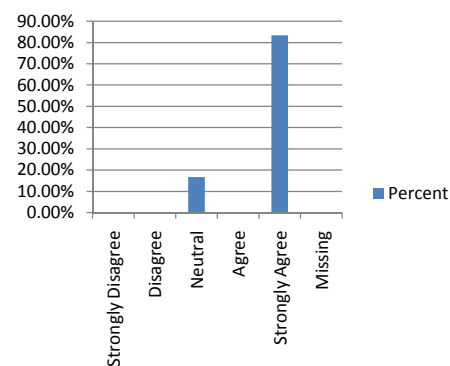
17. My faculty/academic advisor was available.

Reponses	Frequency	Percent
Strongly Disagree	0	0.00%
Disagree	0	0.00%
Neutral	1	16.67%
Agree	0	0.00%
Strongly Agree	5	83.33%
Agree + Strongly Agree	5	83.33%
Total Valid	6	100.00%
Missing	0	0.00%
Total	6	100.00%



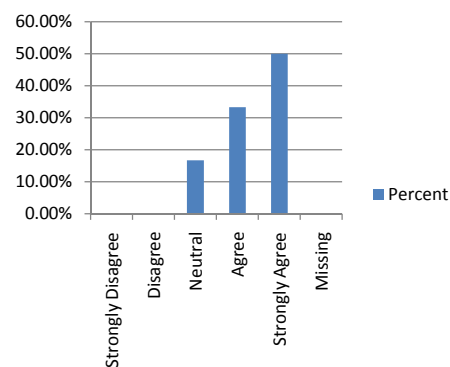
18. My faculty/academic advisor guided me toward my academic and career goals.

Reponses	Frequency	Percent
Strongly Disagree	0	0.00%
Disagree	0	0.00%
Neutral	1	16.67%
Agree	0	0.00%
Strongly Agree	5	83.33%
Agree + Strongly Agree	5	83.33%
Total Valid	6	100.00%
Missing	0	0.00%
Total	6	100.00%



19. Smaller course sizes (25 or fewer) increased my ability to learn.

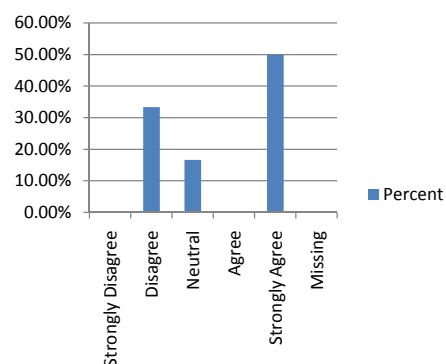
Reponses	Frequency	Percent
Strongly Disagree	0	0.00%
Disagree	0	0.00%
Neutral	1	16.67%
Agree	2	33.33%
Strongly Agree	3	50.00%
Agree + Strongly Agree	5	83.33%
Total Valid	6	100.00%
Missing	0	0.00%
Total	6	100.00%



**Graduation Survey
May 2009
BA Communications**

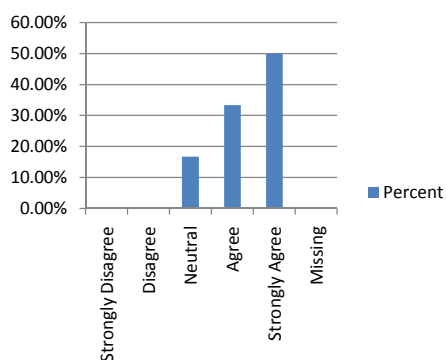
20. Courses were generally scheduled in a time frame that met my needs.

Reponses	Frequency	Percent
Strongly Disagree	0	0.00%
Disagree	2	33.33%
Neutral	1	16.67%
Agree	0	0.00%
Strongly Agree	3	50.00%
Agree + Strongly Agree	3	50.00%
Total Valid	6	100.00%
Missing	0	0.00%
Total	6	100.00%



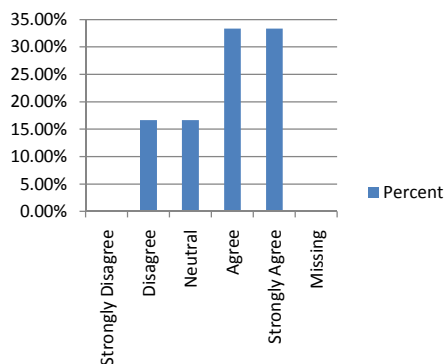
21. Grading and evaluation methods were fair and reflected my learning.

Reponses	Frequency	Percent
Strongly Disagree	0	0.00%
Disagree	0	0.00%
Neutral	1	16.67%
Agree	2	33.33%
Strongly Agree	3	50.00%
Agree + Strongly Agree	5	83.33%
Total Valid	6	100.00%
Missing	0	0.00%
Total	6	100.00%



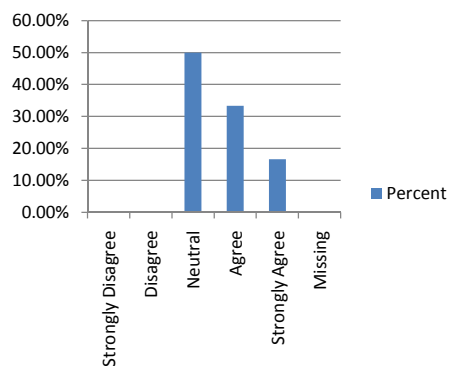
22. The course descriptions in the Bulletin adequately described the courses.

Reponses	Frequency	Percent
Strongly Disagree	0	0.00%
Disagree	1	16.67%
Neutral	1	16.67%
Agree	2	33.33%
Strongly Agree	2	33.33%
Agree + Strongly Agree	4	66.67%
Total Valid	6	100.00%
Missing	0	0.00%
Total	6	100.00%



23. Electronic course supplements were appropriate for the courses being taught.

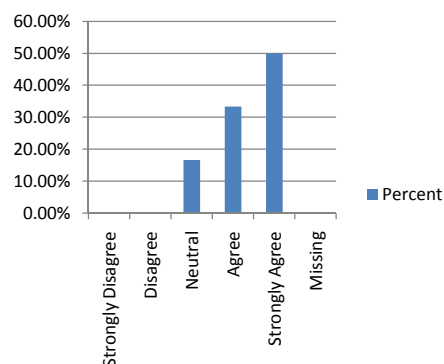
Reponses	Frequency	Percent
Strongly Disagree	0	0.00%
Disagree	0	0.00%
Neutral	3	50.00%
Agree	2	33.33%
Strongly Agree	1	16.67%
Agree + Strongly Agree	3	50.00%
Total Valid	6	100.00%
Missing	0	0.00%
Total	6	100.00%



**Graduation Survey
May 2009
BA Communications**

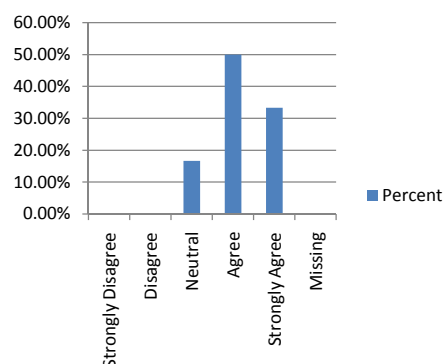
24. Considering what I now know, I would attend RSU again.

Reponses	Frequency	Percent
Strongly Disagree	0	0.00%
Disagree	0	0.00%
Neutral	1	16.67%
Agree	2	33.33%
Strongly Agree	3	50.00%
Agree + Strongly Agree	5	83.33%
Total Valid	6	100.00%
Missing	0	0.00%
Total	6	100.00%



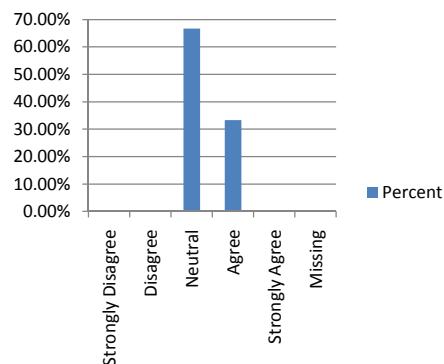
25. I would encourage my family and friends to attend RSU.

Reponses	Frequency	Percent
Strongly Disagree	0	0.00%
Disagree	0	0.00%
Neutral	1	16.67%
Agree	3	50.00%
Strongly Agree	2	33.33%
Agree + Strongly Agree	5	83.33%
Total Valid	6	100.00%
Missing	0	0.00%
Total	6	100.00%



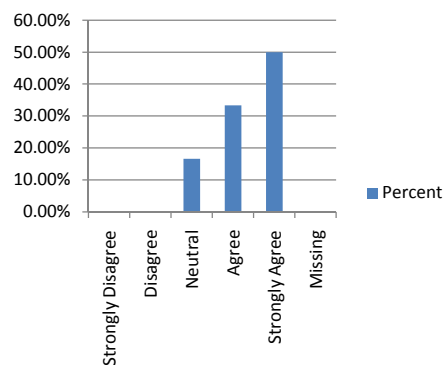
26. The Career Placement Service was helpful.

Reponses	Frequency	Percent
Strongly Disagree	0	0.00%
Disagree	0	0.00%
Neutral	4	66.67%
Agree	2	33.33%
Strongly Agree	0	0.00%
Agree + Strongly Agree	2	33.33%
Total Valid	6	100.00%
Missing	0	0.00%
Total	6	100.00%



27. Overall, my student life experiences at RSU were positive.

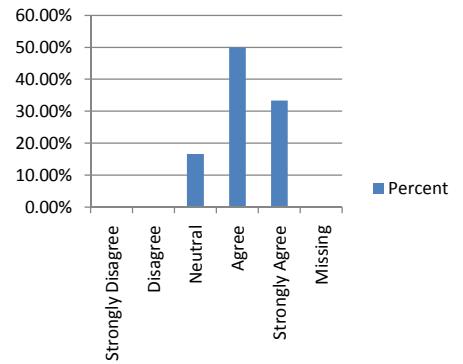
Reponses	Frequency	Percent
Strongly Disagree	0	0.00%
Disagree	0	0.00%
Neutral	1	16.67%
Agree	2	33.33%
Strongly Agree	3	50.00%
Agree + Strongly Agree	5	83.33%
Total Valid	6	100.00%
Missing	0	0.00%
Total	6	100.00%



**Graduation Survey
May 2009
BA Communications**

28. Overall, I am satisfied with the entire educational experience at RSU.

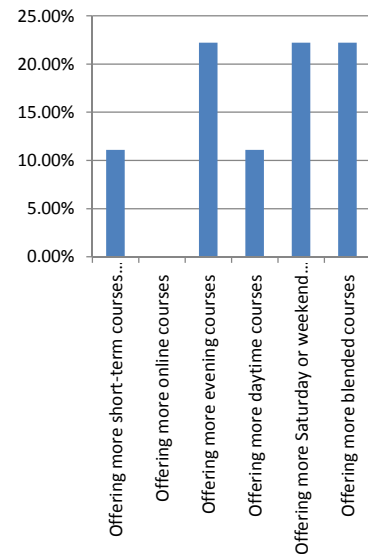
Reponses	Frequency	Percent
Strongly Disagree	0	0.00%
Disagree	0	0.00%
Neutral	1	16.67%
Agree	3	50.00%
Strongly Agree	2	33.33%
Agree + Strongly Agree	5	83.33%
Total Valid	6	100.00%
Missing	0	0.00%
Total	6	100.00%



**Graduation Survey
May 2009
BA Communications**

29. RSU could improve the educational programs to better meet my needs by: (check all that apply)

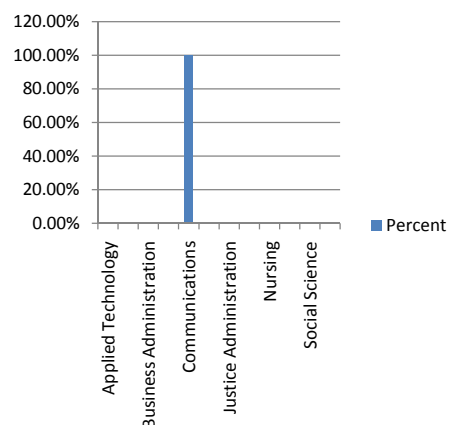
Reponses	Frequency	Percent
Offering more short-term courses (example: 4 or 8 weeks)	1	11.11%
Offering more online courses	0	0.00%
Offering more evening courses	2	22.22%
Offering more daytime courses	1	11.11%
Offering more Saturday or weekend courses	2	22.22%
Offering more blended courses	2	22.22%
Get teaching programs	0	0.00%
Make sure the instructor is actually "teaching" the assigned subject.	0	0.00%
Offering nursing program that goes straight through to bsn.	0	0.00%
Improvement of science labs (facilities and equipment)	0	0.00%
Offering more majors	0	0.00%
Knowing that there is now an Elementary Education BA degree program on your campus. It is not even in the list below.	0	0.00%
Having a variety of teachers teaching the courses instead of just two for the major	0	0.00%
More medical/molecular classes	0	0.00%
Some classes have not been offered at all! i.e. Values and Ethics has not been offered for the past 2 years!!	0	0.00%
More than just one time slot available for courses	0	0.00%
I don't think assignments should be given out over break or a week before finals...it takes away from taking a chance to relax and/or study for finals!	0	0.00%
More upper division med/molecular classes	0	0.00%
Offering more of the junior and senior level courses every semester.	0	0.00%
Offer CJA classes more often	0	0.00%
Having a class offered year round especially in the biology department	0	0.00%
Offer more psychology courses in general. RSU needs to hire more faculty.	0	0.00%
Offering more two day classes (MW or TR)	1	11.11%
Offering courses applicable to nursing students on Wed-Fri in order to comply with their required clinical days.	0	0.00%
Photography courses during the day.	0	0.00%
Accept more CLEP tests. Advertise CLEP and advanced standing tests more.	0	0.00%
What about Elementary education for ?	0	0.00%
Offering more courses during the summer term for Criminal Justice students	0	0.00%
RSU needs better career placement & the academic advisors were not helpful.	0	0.00%
Better counseling as what classes to take, before taking another one.	0	0.00%
Changes in Internship policy	0	0.00%
Total	9	100.00%



**Graduation Survey
May 2009
BA Communications**

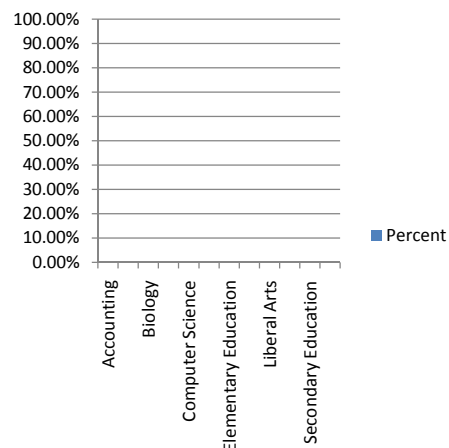
30. My major of study is: (Bachelor degree)

Reponses	Frequency	Percent
Applied Technology	0	0.00%
Biology	0	0.00%
Business Administration	0	0.00%
Business Information Technology	0	0.00%
Communications	6	100.00%
Community Counseling	0	0.00%
Justice Administration	0	0.00%
Liberal Arts	0	0.00%
Nursing	0	0.00%
Organizational Leadership	0	0.00%
Social Science	0	0.00%
Visual Arts	0	0.00%
Total	6	100.00%



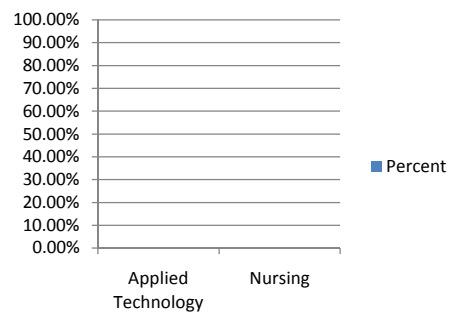
31. My major of study is: (Associate in Arts or Science)

Reponses	Frequency	Percent
Accounting	0	0.00%
Art	0	0.00%
Biology	0	0.00%
Business Administration	0	0.00%
Computer Science	0	0.00%
Criminal Justice Studies	0	0.00%
Elementary Education	0	0.00%
Legal Assisting	0	0.00%
Liberal Arts	0	0.00%
Physical Science	0	0.00%
Secondary Education	0	0.00%
Social Science	0	0.00%
Total	0	0.00%



32. My major of study is: (Associate in Applied Science)

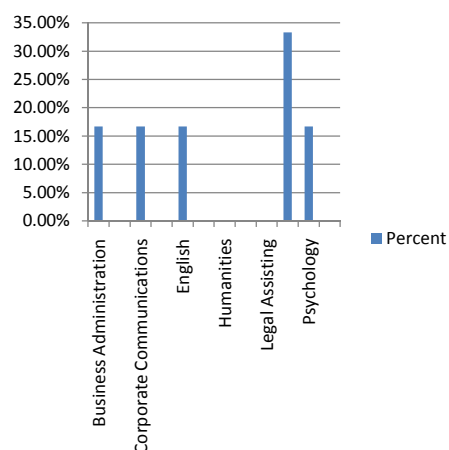
Reponses	Frequency	Percent
Applied Technology	0	0.00%
Nursing	0	0.00%
Total	0	0.00%



**Graduation Survey
May 2009
BA Communications**

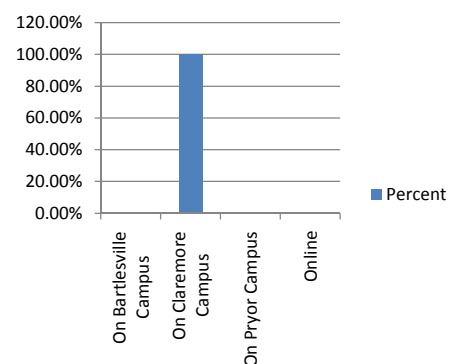
33. My minor is (applicable to bachelor's degree graduates only):

Reponses	Frequency	Percent
Business Administration	1	16.67%
Computer Science	0	0.00%
Corporate Communications	1	16.67%
Criminal Justice-COP	0	0.00%
English	1	16.67%
History	0	0.00%
Humanities	0	0.00%
Justice Administration	0	0.00%
Legal Assisting	0	0.00%
Political Science	2	33.33%
Psychology	1	16.67%
Sociology	0	0.00%
Total	6	100.00%



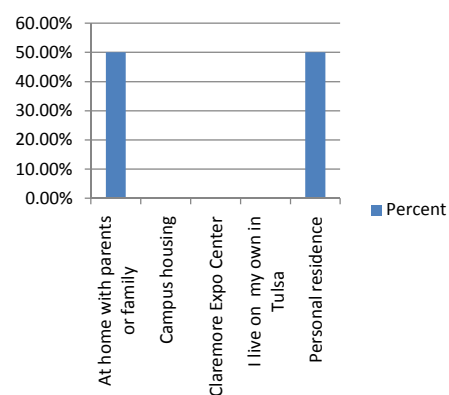
34. Most of my courses have been (Please mark one):

Reponses	Frequency	Percent
On Bartlesville Campus	0	0.00%
On Claremore Campus	6	100.00%
On Pryor Campus	0	0.00%
Online	0	0.00%
Total	6	100.00%



35. My residence during MOST of my education at RSU was:

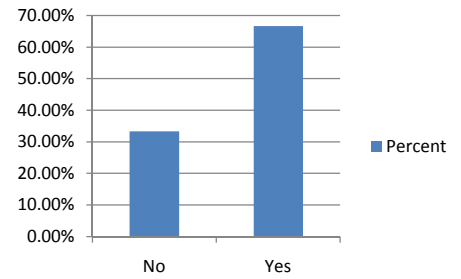
Reponses	Frequency	Percent
At home with parents or family	3	50.00%
Campus housing	0	0.00%
Claremore Expo Center	0	0.00%
I live on my own in Tulsa	0	0.00%
Personal residence	3	50.00%
Total	6	100.00%



**Graduation Survey
May 2009
BA Communications**

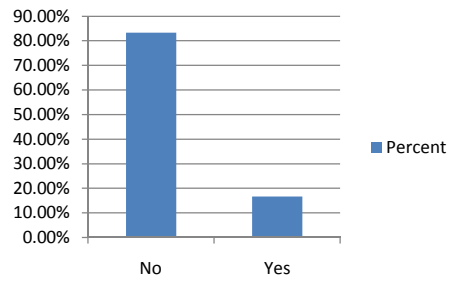
36. Are you the first person in your family to graduate with a Bachelor's degree?

Reponses	Frequency	Percent
No	2	33.33%
Yes	4	66.67%
Total	6	100.00%



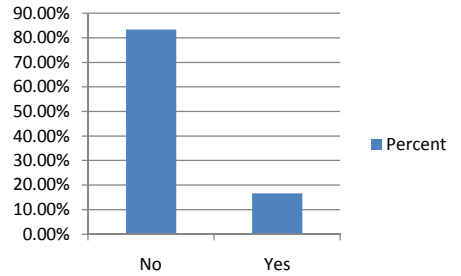
37. Are you the first person in your family to graduate with an Associate in Arts or Science degree?

Reponses	Frequency	Percent
No	5	83.33%
Yes	1	16.67%
Total	6	100.00%



38. Are you the first person in your family to graduate with an Associate in Applied Science degree?

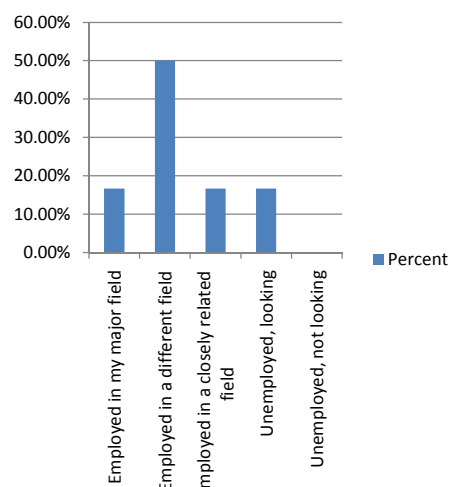
Reponses	Frequency	Percent
No	5	83.33%
Yes	1	16.67%
Total	6	100.00%



**Graduation Survey
May 2009
BA Communications**

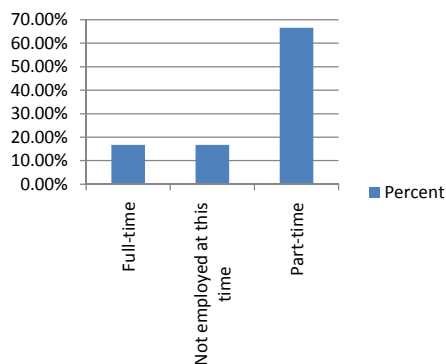
39. I am currently:

Reponses	Frequency	Percent
Employed in my major field	1	16.67%
Employed in a different field	3	50.00%
Employed in a closely related field	1	16.67%
Unemployed, looking	1	16.67%
Unemployed, not looking	0	0.00%
Rogers State University	0	0.00%
Cameron University	0	0.00%
University of Oklahoma	0	0.00%
NSU	0	0.00%
University of Oklahoma College of Pharmacy	0	0.00%
University of Tulsa	0	0.00%
Another Insitution	0	0.00%
At OSU and I am currently employed in my major field of study.	0	0.00%
Cameron University - Claremore Campus	0	0.00%
Florida Coastal Law School	0	0.00%
NOC	0	0.00%
Northeastern State University, Broken Arrow	0	0.00%
OSU-Tulsa	0	0.00%
Physical Therapy program	0	0.00%
TCC/OSU Tulsa	0	0.00%
Wichita State University	0	0.00%
Total	6	100.00%



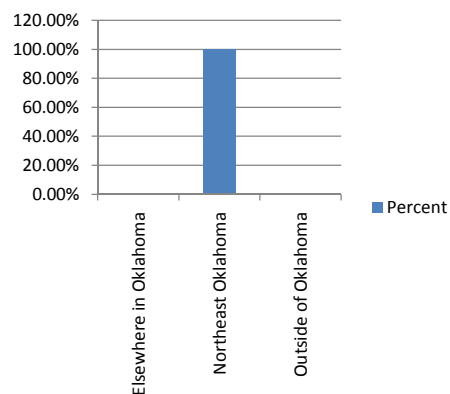
40. I am employed:

Reponses	Frequency	Percent
Full-time	1	16.67%
Not employed at this time	1	16.67%
Part-time	4	66.67%
Total	6	100.00%



41. I am employed in:

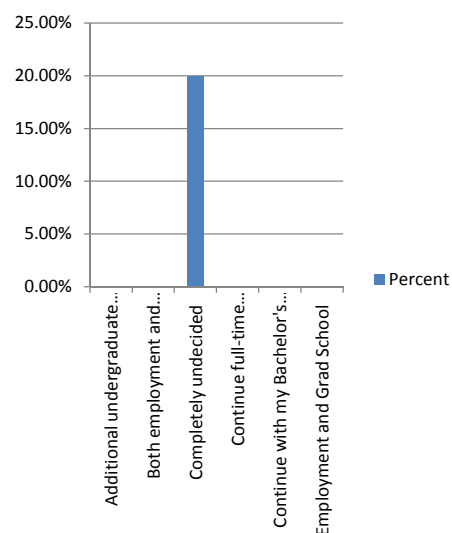
Reponses	Frequency	Percent
Elsewhere in Oklahoma	0	0.00%
Northeast Oklahoma	5	100.00%
Outside of Oklahoma	0	0.00%
Total	5	100.00%



**Graduation Survey
May 2009
BA Communications**

42. My PRINCIPAL activity upon graduation MOST LIKELY will be:

Reponses	Frequency	Percent
Additional undergraduate coursework	0	0.00%
Both employment and graduate school part time	0	0.00%
Completely undecided	1	20.00%
Continue full-time employment, military, continue gra	0	0.00%
Continue with my Bachelor's elsewhere. Somewhere r	0	0.00%
Employment and Grad School	0	0.00%
Employment full-time while continuing my education ;	0	0.00%
Employment, full-time and continuing to get my bache	0	0.00%
Employment, full-time paid	4	80.00%
Employment, part-time paid	0	0.00%
Graduate or professional school, full-time	0	0.00%
Graduate or professional school, part-time	0	0.00%
I plan on working and continuing on with school	0	0.00%
Maternity leave and then employment full time	0	0.00%
Military Service	0	0.00%
Physical therapy assistant program; hopefully graduat	0	0.00%
Seek a different degree (Business is not good right now	0	0.00%
Starting or raising a family	0	0.00%
Total	5	100.00%



**Graduation Survey
May 2009
BA Communications**

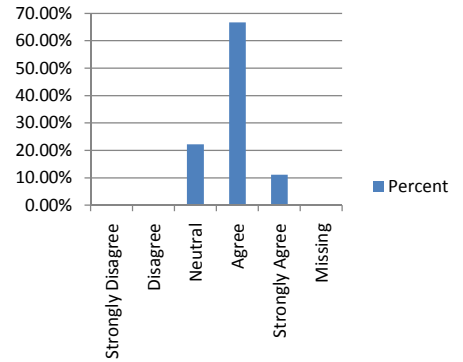
43. If you selected Graduate or Professional School in the previous question whether full or part-time, please list where and your major.

Responses	Frequency	Percent
Where = University of Oklahoma; Major = Law	0	0.00%
Where = Arkansas; Major = BIT	0	0.00%
Where = Bartlesville Small Animal Hospital ; Major = Biological Science Medical/Molecular	0	0.00%
Where = Jacksonville, Florida; Major = Law	0	0.00%
Where = Kansas State University ; Major = Communications	1	50.00%
Where = Law school; Major = Sociology	0	0.00%
Where = NOC; Major = Registered Nurse	0	0.00%
Where = NSU BA; Major = Accounting and Finance	0	0.00%
Where = NSU or RSU undecided on this ; Major = Community Counseling	0	0.00%
Where = NSU; Major = MBA	0	0.00%
Where = Oklahoma State University Health Sciences in Tulsa; Major = Forensic Science	0	0.00%
Where = Oklahoma University; Major = Nursing	0	0.00%
Where = OSU Medical School; Major = D.O. (Medicine)	0	0.00%
Where = OSU Tulsa; Major = Accounting	0	0.00%
Where = OSU Tulsa; Major = Business Admin	0	0.00%
Where = OSU Tulsa; Major = Community Counseling	0	0.00%
Where = OSU Tulsa; Major = MBA	0	0.00%
Where = OU Tulsa; Major = Human Relations	0	0.00%
Where = OU Tulsa; Major = Occupational Therapy	0	0.00%
Where = OU; Major = Pharmacy	0	0.00%
Where = Rogers State University; Major = Liberal Arts	0	0.00%
Where = RSU; Major = Bachelor's in Nursing	0	0.00%
Where = still looking; Major = MBA	0	0.00%
Where = TCC for PTA; OU Schusterman for Physical Therapy	0	0.00%
Where = Tulsa University; Major = Geology	0	0.00%
Where = University of Oklahoma College of Pharmacy; Major = PharmD	0	0.00%
Where = University of Oklahoma, Tulsa Campus; Major = Masters in Occupational Therapy	0	0.00%
Where = University of Oklahoma; Major = Pharmacy (Pharm. D.)	0	0.00%
Where = University of Oklahoma; Major = Physicians Assistant Program	0	0.00%
Where = University of Tulsa; Major = Biology	0	0.00%
Where = University of Tulsa; Major = English	0	0.00%
Where = unsure; Major = Theater	1	50.00%
Where = Wichita State University; Major = Psychology	0	0.00%
Total	2	100.00%

**Graduation Survey
May 2009
BA Liberal Arts**

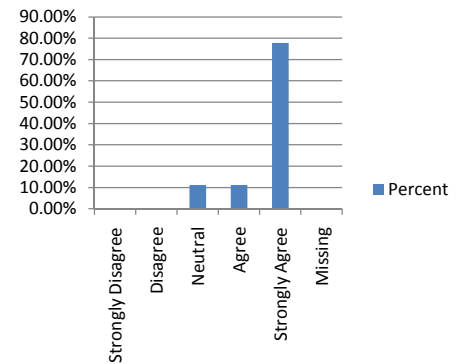
1. I received quality instruction in my general education courses.

Reponses	Frequency	Percent
Strongly Disagree	0	0.00%
Disagree	0	0.00%
Neutral	2	22.22%
Agree	6	66.67%
Strongly Agree	1	11.11%
Agree + Strongly Agree	7	77.78%
Total Valid	9	100.00%
Missing	0	0.00%
Total	9	100.00%



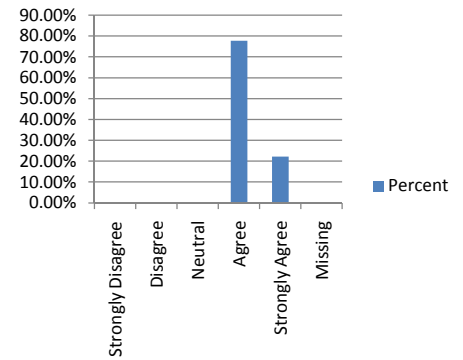
2. I received quality instruction in courses within my major.

Reponses	Frequency	Percent
Strongly Disagree	0	0.00%
Disagree	0	0.00%
Neutral	1	11.11%
Agree	1	11.11%
Strongly Agree	7	77.78%
Agree + Strongly Agree	8	88.89%
Total Valid	9	100.00%
Missing	0	0.00%
Total	9	100.00%



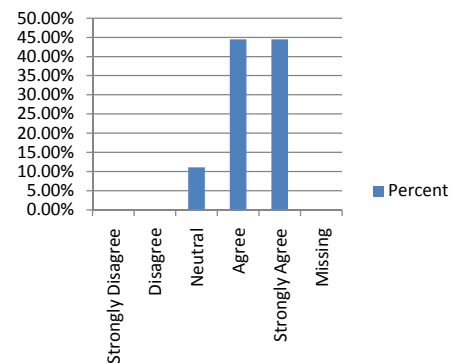
3. I am able to apply what I learned at RSU to my current experiences.

Reponses	Frequency	Percent
Strongly Disagree	0	0.00%
Disagree	0	0.00%
Neutral	0	0.00%
Agree	7	77.78%
Strongly Agree	2	22.22%
Agree + Strongly Agree	9	100.00%
Total Valid	9	100.00%
Missing	0	0.00%
Total	9	100.00%



4. I believe that RSU meets the educational needs of its students.

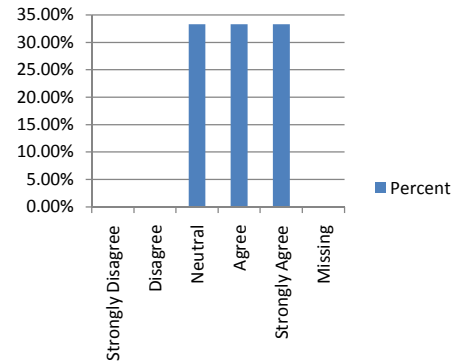
Reponses	Frequency	Percent
Strongly Disagree	0	0.00%
Disagree	0	0.00%
Neutral	1	11.11%
Agree	4	44.44%
Strongly Agree	4	44.44%
Agree + Strongly Agree	8	88.89%
Total Valid	9	100.00%
Missing	0	0.00%
Total	9	100.00%



**Graduation Survey
May 2009
BA Liberal Arts**

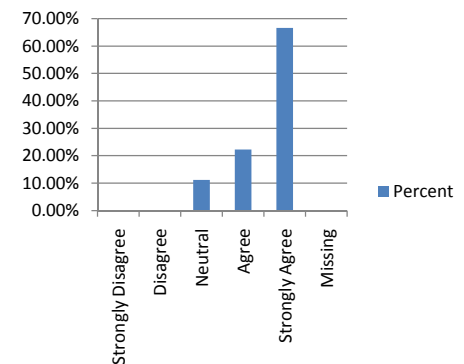
5. I believe RSU serves the educational needs of NE Oklahoma.

Reponses	Frequency	Percent
Strongly Disagree	0	0.00%
Disagree	0	0.00%
Neutral	3	33.33%
Agree	3	33.33%
Strongly Agree	3	33.33%
Agree + Strongly Agree	6	66.67%
Total Valid	9	100.00%
Missing	0	0.00%
Total	9	100.00%



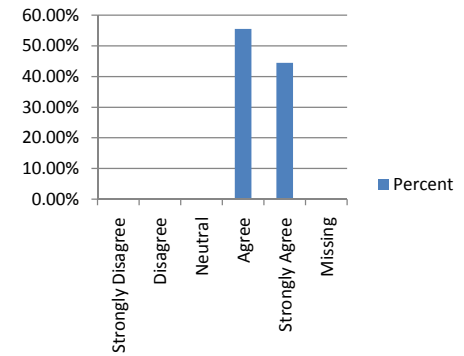
6. I believe I am competent in written and oral communication, scientific reasoning, and critical thinking.

Reponses	Frequency	Percent
Strongly Disagree	0	0.00%
Disagree	0	0.00%
Neutral	1	11.11%
Agree	2	22.22%
Strongly Agree	6	66.67%
Agree + Strongly Agree	8	88.89%
Total Valid	9	100.00%
Missing	0	0.00%
Total	9	100.00%



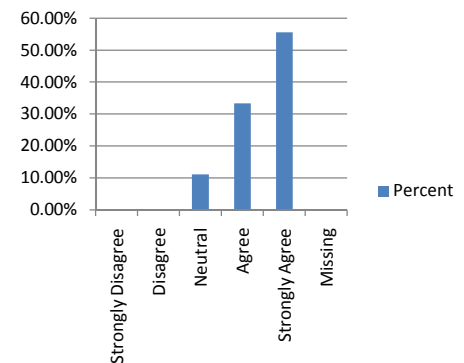
7. I believe that since attending RSU I can make better life and career decisions.

Reponses	Frequency	Percent
Strongly Disagree	0	0.00%
Disagree	0	0.00%
Neutral	0	0.00%
Agree	5	55.56%
Strongly Agree	4	44.44%
Agree + Strongly Agree	9	100.00%
Total Valid	9	100.00%
Missing	0	0.00%
Total	9	100.00%



8. I believe that I have a greater appreciation of diversity in terms of race, class, ethnicity, gender, religion, and/or nationality.

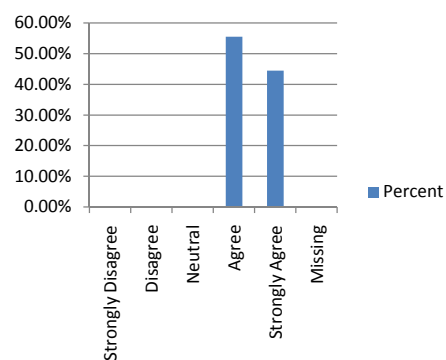
Reponses	Frequency	Percent
Strongly Disagree	0	0.00%
Disagree	0	0.00%
Neutral	1	11.11%
Agree	3	33.33%
Strongly Agree	5	55.56%
Agree + Strongly Agree	8	88.89%
Total Valid	9	100.00%
Missing	0	0.00%
Total	9	100.00%



**Graduation Survey
May 2009
BA Liberal Arts**

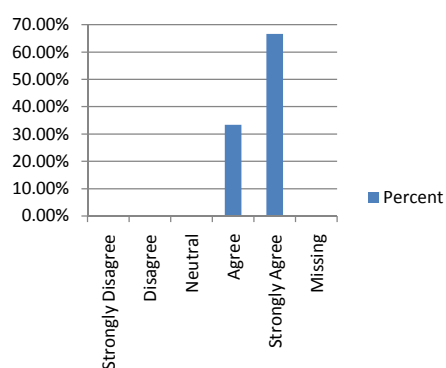
9. I believe that the educational goals I set for myself at RSU were met.

Reponses	Frequency	Percent
Strongly Disagree	0	0.00%
Disagree	0	0.00%
Neutral	0	0.00%
Agree	5	55.56%
Strongly Agree	4	44.44%
Agree + Strongly Agree	9	100.00%
Total Valid	9	100.00%
Missing	0	0.00%
Total	9	100.00%



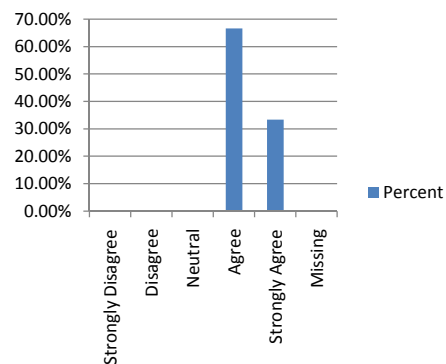
10. Overall, I am satisfied with the instruction I received at RSU.

Reponses	Frequency	Percent
Strongly Disagree	0	0.00%
Disagree	0	0.00%
Neutral	0	0.00%
Agree	3	33.33%
Strongly Agree	6	66.67%
Agree + Strongly Agree	9	100.00%
Total Valid	9	100.00%
Missing	0	0.00%
Total	9	100.00%



11. Faculty show a high degree of interest in student learning.

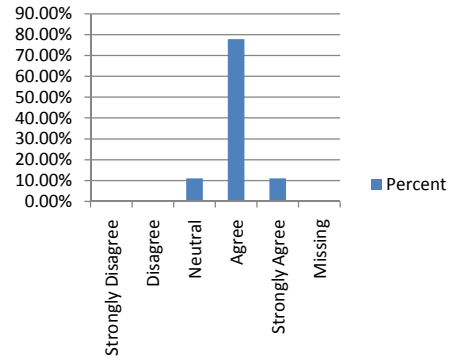
Reponses	Frequency	Percent
Strongly Disagree	0	0.00%
Disagree	0	0.00%
Neutral	0	0.00%
Agree	6	66.67%
Strongly Agree	3	33.33%
Agree + Strongly Agree	9	100.00%
Total Valid	9	100.00%
Missing	0	0.00%
Total	9	100.00%



**Graduation Survey
May 2009
BA Liberal Arts**

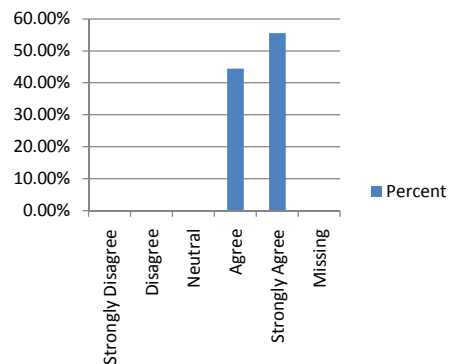
12. Faculty teaching general education courses were well prepared for the courses they taught.

Reponses	Frequency	Percent
Strongly Disagree	0	0.00%
Disagree	0	0.00%
Neutral	1	11.11%
Agree	7	77.78%
Strongly Agree	1	11.11%
Agree + Strongly Agree	8	88.89%
Total Valid	9	100.00%
Missing	0	0.00%
Total	9	100.00%



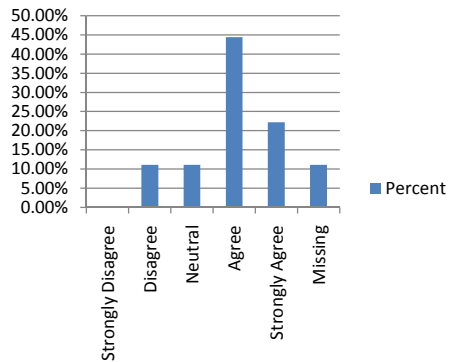
13. Faculty teaching courses in my major were well prepared for the courses they taught.

Reponses	Frequency	Percent
Strongly Disagree	0	0.00%
Disagree	0	0.00%
Neutral	0	0.00%
Agree	4	44.44%
Strongly Agree	5	55.56%
Agree + Strongly Agree	9	100.00%
Total Valid	9	100.00%
Missing	0	0.00%
Total	9	100.00%



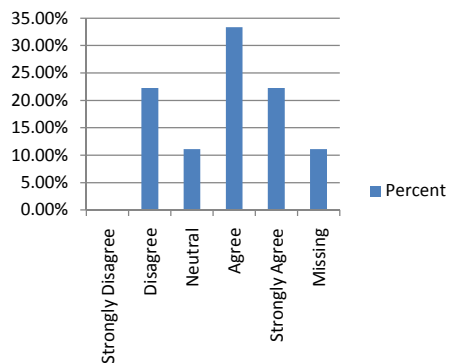
14. Faculty were available during their office hours.

Reponses	Frequency	Percent
Strongly Disagree	0	0.00%
Disagree	1	11.11%
Neutral	1	11.11%
Agree	4	44.44%
Strongly Agree	2	22.22%
Agree + Strongly Agree	6	66.67%
Total Valid	8	88.89%
Missing	1	11.11%
Total	9	100.00%



15. Faculty teaching general education courses demonstrated a concern for my progress.

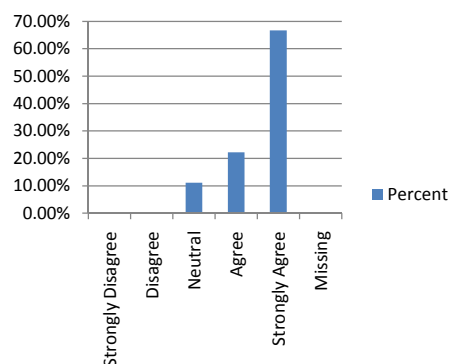
Reponses	Frequency	Percent
Strongly Disagree	0	0.00%
Disagree	2	22.22%
Neutral	1	11.11%
Agree	3	33.33%
Strongly Agree	2	22.22%
Agree + Strongly Agree	5	55.56%
Total Valid	8	88.89%
Missing	1	11.11%
Total	9	100.00%



**Graduation Survey
May 2009
BA Liberal Arts**

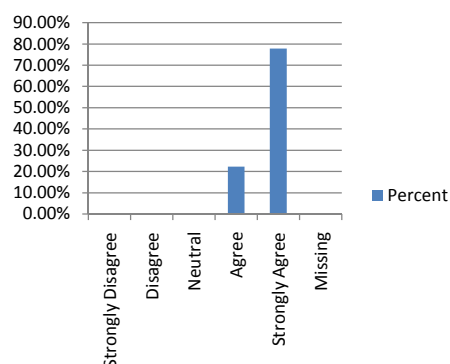
16. Faculty teaching courses in my major demonstrated a concern for my progress.

Reponses	Frequency	Percent
Strongly Disagree	0	0.00%
Disagree	0	0.00%
Neutral	1	11.11%
Agree	2	22.22%
Strongly Agree	6	66.67%
Agree + Strongly Agree	8	88.89%
Total Valid	9	100.00%
Missing	0	0.00%
Total	9	100.00%



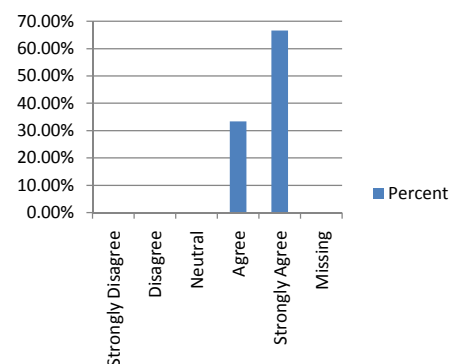
17. My faculty/academic advisor was available.

Reponses	Frequency	Percent
Strongly Disagree	0	0.00%
Disagree	0	0.00%
Neutral	0	0.00%
Agree	2	22.22%
Strongly Agree	7	77.78%
Agree + Strongly Agree	9	100.00%
Total Valid	9	100.00%
Missing	0	0.00%
Total	9	100.00%



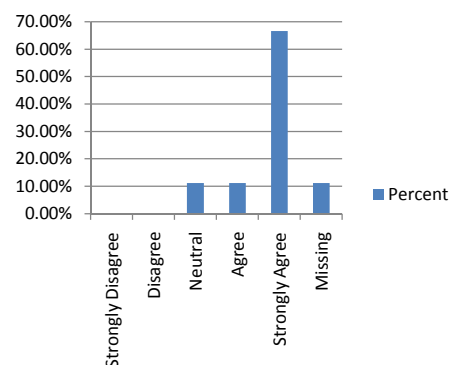
18. My faculty/academic advisor guided me toward my academic and career goals.

Reponses	Frequency	Percent
Strongly Disagree	0	0.00%
Disagree	0	0.00%
Neutral	0	0.00%
Agree	3	33.33%
Strongly Agree	6	66.67%
Agree + Strongly Agree	9	100.00%
Total Valid	9	100.00%
Missing	0	0.00%
Total	9	100.00%



19. Smaller course sizes (25 or fewer) increased my ability to learn.

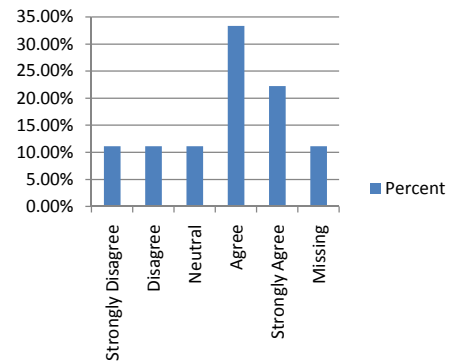
Reponses	Frequency	Percent
Strongly Disagree	0	0.00%
Disagree	0	0.00%
Neutral	1	11.11%
Agree	1	11.11%
Strongly Agree	6	66.67%
Agree + Strongly Agree	7	77.78%
Total Valid	8	88.89%
Missing	1	11.11%
Total	9	100.00%



**Graduation Survey
May 2009
BA Liberal Arts**

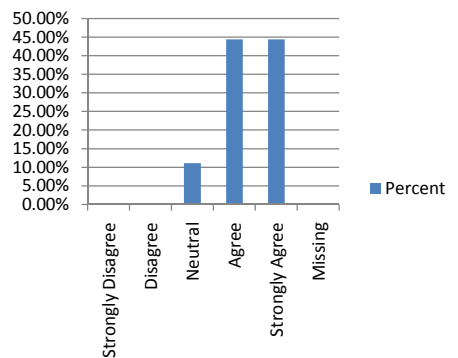
20. Courses were generally scheduled in a time frame that met my needs.

Reponses	Frequency	Percent
Strongly Disagree	1	11.11%
Disagree	1	11.11%
Neutral	1	11.11%
Agree	3	33.33%
Strongly Agree	2	22.22%
Agree + Strongly Agree	5	55.56%
Total Valid	8	88.89%
Missing	1	11.11%
Total	9	100.00%



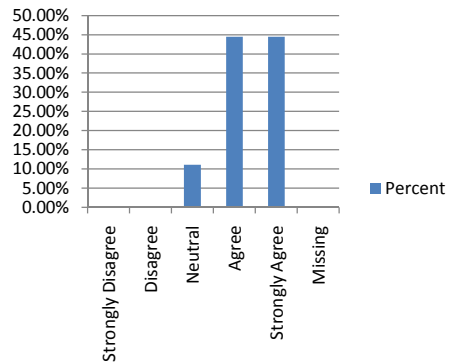
21. Grading and evaluation methods were fair and reflected my learning.

Reponses	Frequency	Percent
Strongly Disagree	0	0.00%
Disagree	0	0.00%
Neutral	1	11.11%
Agree	4	44.44%
Strongly Agree	4	44.44%
Agree + Strongly Agree	8	88.89%
Total Valid	9	100.00%
Missing	0	0.00%
Total	9	100.00%



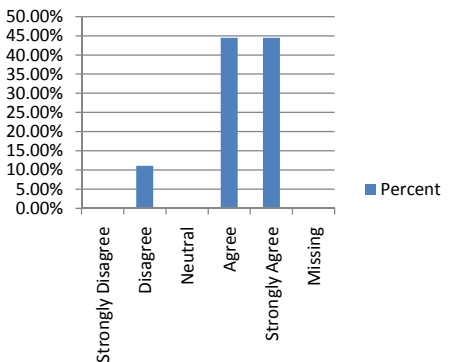
22. The course descriptions in the Bulletin adequately described the courses.

Reponses	Frequency	Percent
Strongly Disagree	0	0.00%
Disagree	0	0.00%
Neutral	1	11.11%
Agree	4	44.44%
Strongly Agree	4	44.44%
Agree + Strongly Agree	8	88.89%
Total Valid	9	100.00%
Missing	0	0.00%
Total	9	100.00%



23. Electronic course supplements were appropriate for the courses being taught.

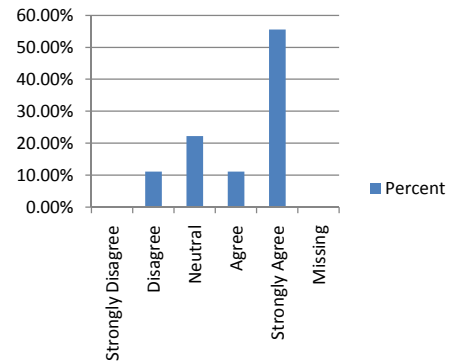
Reponses	Frequency	Percent
Strongly Disagree	0	0.00%
Disagree	1	11.11%
Neutral	0	0.00%
Agree	4	44.44%
Strongly Agree	4	44.44%
Agree + Strongly Agree	8	88.89%
Total Valid	9	100.00%
Missing	0	0.00%
Total	9	100.00%



**Graduation Survey
May 2009
BA Liberal Arts**

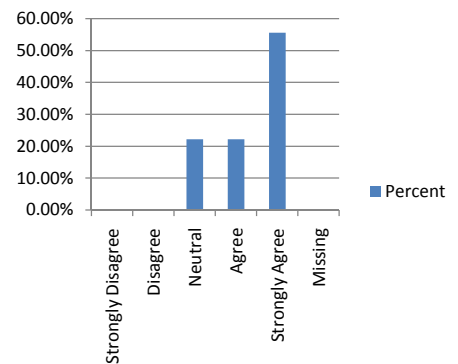
24. Considering what I now know, I would attend RSU again.

Reponses	Frequency	Percent
Strongly Disagree	0	0.00%
Disagree	1	11.11%
Neutral	2	22.22%
Agree	1	11.11%
Strongly Agree	5	55.56%
Agree + Strongly Agree	6	66.67%
Total Valid	9	100.00%
Missing	0	0.00%
Total	9	100.00%



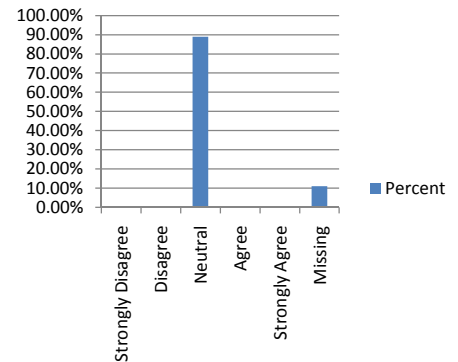
25. I would encourage my family and friends to attend RSU.

Reponses	Frequency	Percent
Strongly Disagree	0	0.00%
Disagree	0	0.00%
Neutral	2	22.22%
Agree	2	22.22%
Strongly Agree	5	55.56%
Agree + Strongly Agree	7	77.78%
Total Valid	9	100.00%
Missing	0	0.00%
Total	9	100.00%



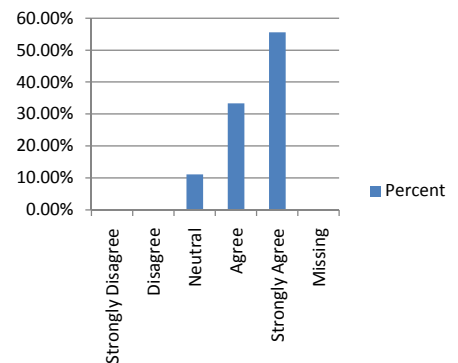
26. The Career Placement Service was helpful.

Reponses	Frequency	Percent
Strongly Disagree	0	0.00%
Disagree	0	0.00%
Neutral	8	88.89%
Agree	0	0.00%
Strongly Agree	0	0.00%
Agree + Strongly Agree	0	0.00%
Total Valid	8	88.89%
Missing	1	11.11%
Total	9	100.00%



27. Overall, my student life experiences at RSU were positive.

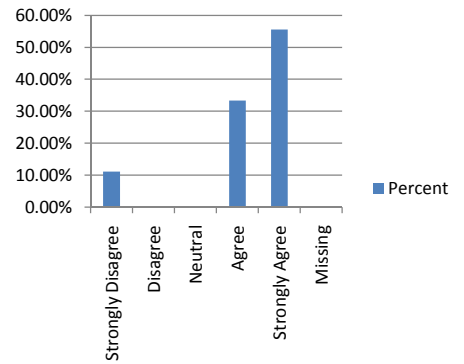
Reponses	Frequency	Percent
Strongly Disagree	0	0.00%
Disagree	0	0.00%
Neutral	1	11.11%
Agree	3	33.33%
Strongly Agree	5	55.56%
Agree + Strongly Agree	8	88.89%
Total Valid	9	100.00%
Missing	0	0.00%
Total	9	100.00%



**Graduation Survey
May 2009
BA Liberal Arts**

28. Overall, I am satisfied with the entire educational experience at RSU.

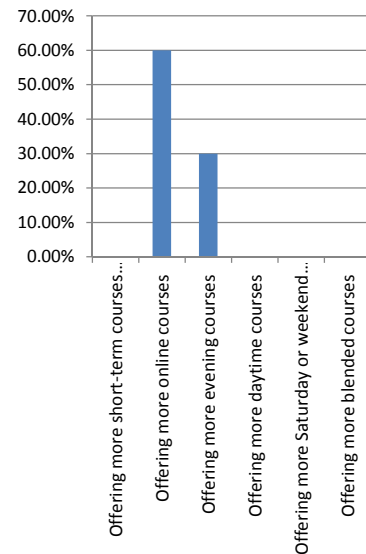
Reponses	Frequency	Percent
Strongly Disagree	1	11.11%
Disagree	0	0.00%
Neutral	0	0.00%
Agree	3	33.33%
Strongly Agree	5	55.56%
Agree + Strongly Agree	8	88.89%
Total Valid	9	100.00%
Missing	0	0.00%
Total	9	100.00%



**Graduation Survey
May 2009
BA Liberal Arts**

29. RSU could improve the educational programs to better meet my needs by: (check all that apply)

Reponses	Frequency	Percent
Offering more short-term courses (example: 4 or 8 weeks)	0	0.00%
Offering more online courses	6	60.00%
Offering more evening courses	3	30.00%
Offering more daytime courses	0	0.00%
Offering more Saturday or weekend courses	0	0.00%
Offering more blended courses	0	0.00%
Get teaching programs	0	0.00%
Make sure the instructor is actually "teaching" the assigned subject.	0	0.00%
Offering nursing program that goes straight through to bsn.	0	0.00%
Improvement of science labs (facilities and equipment)	0	0.00%
Offering more majors	1	10.00%
Knowing that there is now an Elementary Education BA degree program on your campus. It is not even in the list below.	0	0.00%
Having a variety of teachers teaching the courses instead of just two for the major	0	0.00%
More medical/molecular classes	0	0.00%
Some classes have not been offered at all! i.e. Values and Ethics has not been offered for the past 2 years!!	0	0.00%
More than just one time slot available for courses	0	0.00%
I don't think assignments should be given out over break or a week before finals...it takes away from taking a chance to relax and/or study for finals!	0	0.00%
More upper division med/molecular classes	0	0.00%
Offering more of the junior and senior level courses every semester.	0	0.00%
Offer CJA classes more often	0	0.00%
Having a class offered year round especially in the biology department	0	0.00%
Offer more psychology courses in general. RSU needs to hire more faculty.	0	0.00%
Offering more two day classes (MW or TR)	0	0.00%
Offering courses applicable to nursing students on Wed-Fri in order to comply with their required clinical days.	0	0.00%
Photography courses during the day.	0	0.00%
Accept more CLEP tests. Advertise CLEP and advanced standing tests more.	0	0.00%
What about Elementary education for ?	0	0.00%
Offering more courses during the summer term for Criminal Justice students	0	0.00%
RSU needs better career placement & the academic advisors were not helpful.	0	0.00%
Better counseling as what classes to take, before taking another one.	0	0.00%
Changes in Internship policy	0	0.00%
Total	10	100.00%



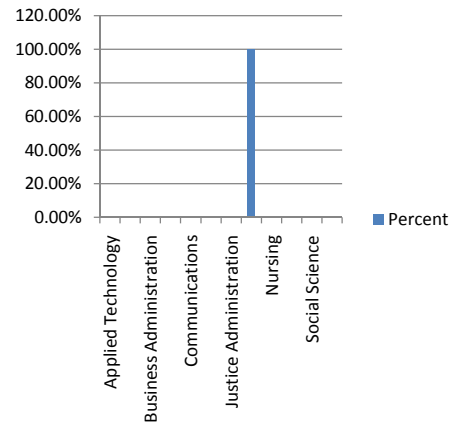
**Graduation Survey
May 2009
BA Liberal Arts**

30. My major of study is: (Bachelor degree)

Reponses

Applied Technology
Biology
Business Administration
Business Information Technology
Communications
Community Counseling
Justice Administration
Liberal Arts
Nursing
Organizational Leadership
Social Science
Visual Arts
Total

Frequency	Percent
0	0.00%
0	0.00%
0	0.00%
0	0.00%
0	0.00%
0	0.00%
0	0.00%
9	100.00%
0	0.00%
0	0.00%
0	0.00%
0	0.00%
9	100.00%

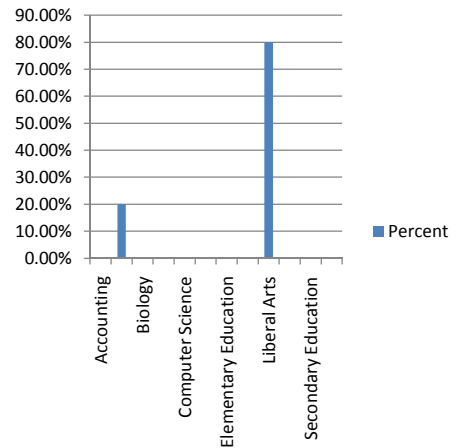


31. My major of study is: (Associate in Arts or Science)

Reponses

Accounting
Art
Biology
Business Administration
Computer Science
Criminal Justice Studies
Elementary Education
Legal Assisting
Liberal Arts
Physical Science
Secondary Education
Social Science
Total

Frequency	Percent
0	0.00%
1	20.00%
0	0.00%
0	0.00%
0	0.00%
0	0.00%
0	0.00%
0	0.00%
4	80.00%
0	0.00%
0	0.00%
0	0.00%
5	100.00%

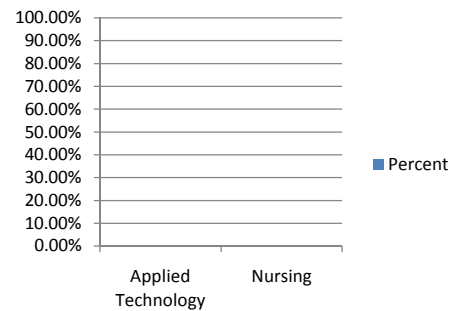


32. My major of study is: (Associate in Applied Science)

Reponses

Applied Technology
Nursing
Total

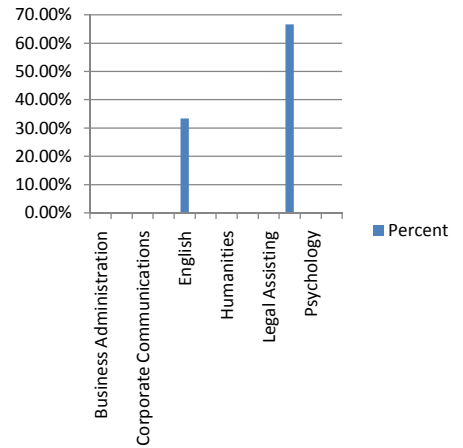
Frequency	Percent
0	0.00%
0	0.00%
0	0.00%



**Graduation Survey
May 2009
BA Liberal Arts**

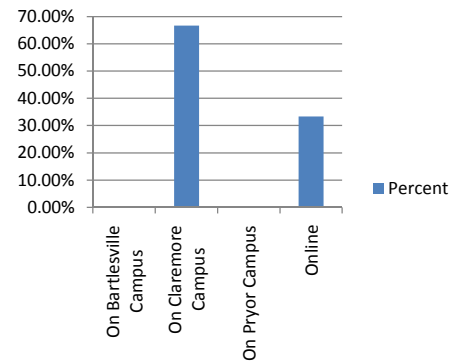
33. My minor is (applicable to bachelor's degree graduates only):

Reponses	Frequency	Percent
Business Administration	0	0.00%
Computer Science	0	0.00%
Corporate Communications	0	0.00%
Criminal Justice-COP	0	0.00%
English	1	33.33%
History	0	0.00%
Humanities	0	0.00%
Justice Administration	0	0.00%
Legal Assisting	0	0.00%
Political Science	2	66.67%
Psychology	0	0.00%
Sociology	0	0.00%
Total	3	100.00%



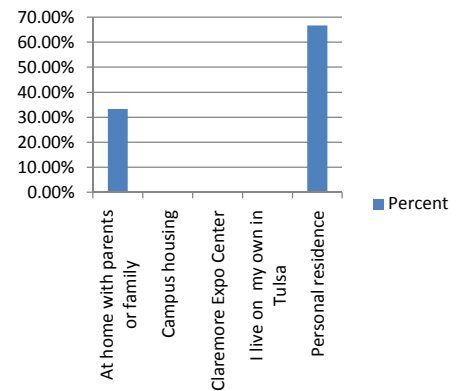
34. Most of my courses have been (Please mark one):

Reponses	Frequency	Percent
On Bartlesville Campus	0	0.00%
On Claremore Campus	6	66.67%
On Pryor Campus	0	0.00%
Online	3	33.33%
Total	9	100.00%



35. My residence during MOST of my education at RSU was:

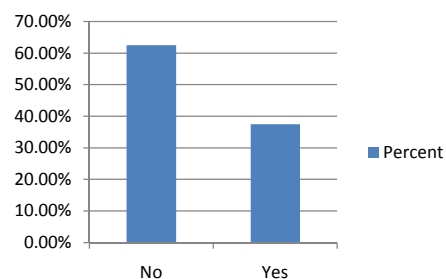
Reponses	Frequency	Percent
At home with parents or family	3	33.33%
Campus housing	0	0.00%
Claremore Expo Center	0	0.00%
I live on my own in Tulsa	0	0.00%
Personal residence	6	66.67%
Total	9	100.00%



**Graduation Survey
May 2009
BA Liberal Arts**

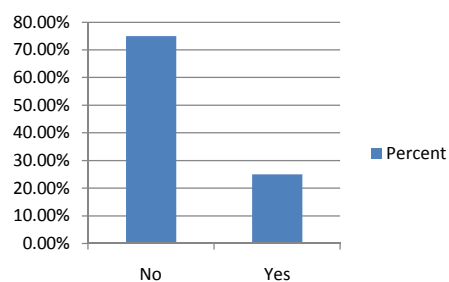
36. Are you the first person in your family to graduate with a Bachelor's degree?

Reponses	Frequency	Percent
No	5	62.50%
Yes	3	37.50%
Total	8	100.00%



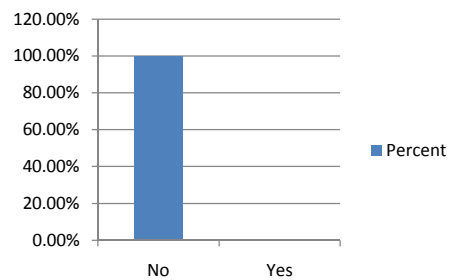
37. Are you the first person in your family to graduate with an Associate in Arts or Science degree?

Reponses	Frequency	Percent
No	6	75.00%
Yes	2	25.00%
Total	8	100.00%



38. Are you the first person in your family to graduate with an Associate in Applied Science degree?

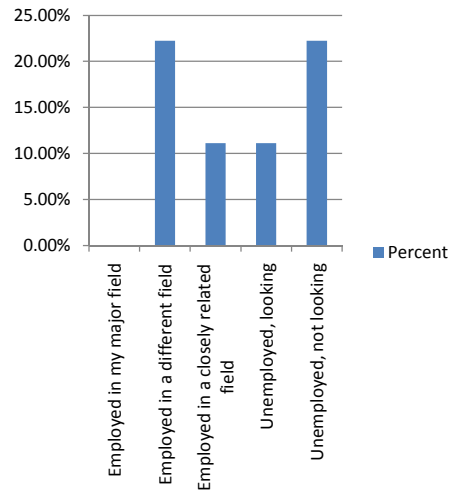
Reponses	Frequency	Percent
No	7	100.00%
Yes	0	0.00%
Total	7	100.00%



**Graduation Survey
May 2009
BA Liberal Arts**

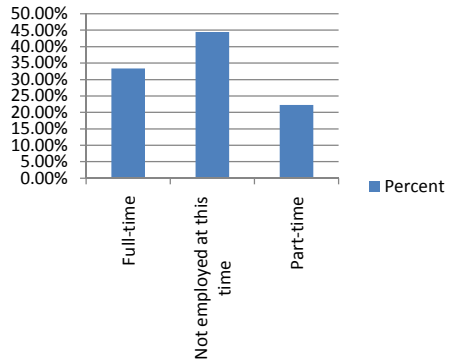
39. I am currently:

Reponses	Frequency	Percent
Employed in my major field	0	0.00%
Employed in a different field	2	22.22%
Employed in a closely related field	1	11.11%
Unemployed, looking	1	11.11%
Unemployed, not looking	2	22.22%
Rogers State University	1	11.11%
Cameron University	0	0.00%
University of Oklahoma	0	0.00%
NSU	0	0.00%
University of Oklahoma College of Pharmacy	0	0.00%
University of Tulsa	1	11.11%
Another Insitution	0	0.00%
At OSU and I am currently employed in my major field of study.	0	0.00%
Cameron University - Claremore Campus	0	0.00%
Florida Coastal Law School	0	0.00%
NOC	0	0.00%
Northeastern State University, Broken Arrow	0	0.00%
OSU-Tulsa	1	11.11%
Physical Therapy program	0	0.00%
TCC/OSU Tulsa	0	0.00%
Wichita State University	0	0.00%
Total	9	100.00%



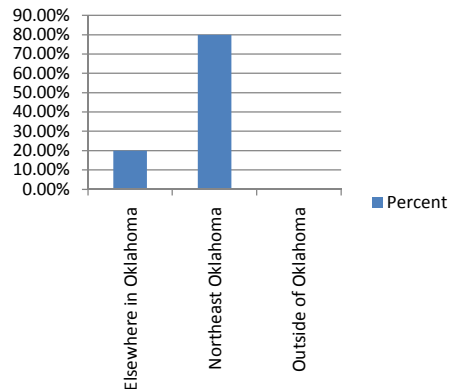
40. I am employed:

Reponses	Frequency	Percent
Full-time	3	33.33%
Not employed at this time	4	44.44%
Part-time	2	22.22%
Total	9	100.00%



41. I am employed in:

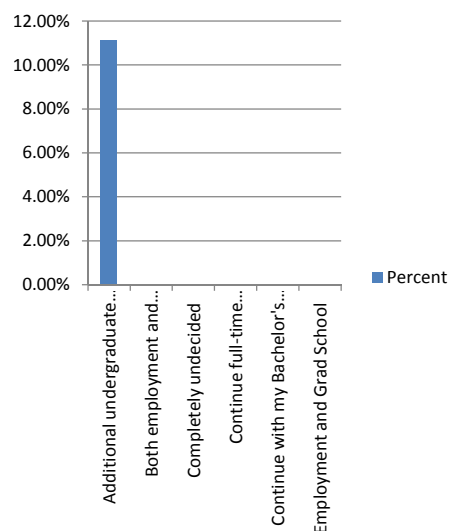
Reponses	Frequency	Percent
Elsewhere in Oklahoma	1	20.00%
Northeast Oklahoma	4	80.00%
Outside of Oklahoma	0	0.00%
Total	5	100.00%



**Graduation Survey
May 2009
BA Liberal Arts**

42. My PRINCIPAL activity upon graduation MOST LIKELY will be:

Reponses	Frequency	Percent
Additional undergraduate coursework	1	11.11%
Both employment and graduate school part time	0	0.00%
Completely undecided	0	0.00%
Continue full-time employment, military, continue gra	0	0.00%
Continue with my Bachelor's elsewhere. Somewhere r	0	0.00%
Employment and Grad School	0	0.00%
Employment full-time while continuing my education ;	0	0.00%
Employment, full-time and continuing to get my bache	0	0.00%
Employment, full-time paid	4	44.44%
Employment, part-time paid	0	0.00%
Graduate or professional school, full-time	3	33.33%
Graduate or professional school, part-time	0	0.00%
I plan on working and continuing on with school	0	0.00%
Maternity leave and then employment full time	0	0.00%
Military Service	0	0.00%
Physical therapy assistant program; hopefully graduat	0	0.00%
Seek a different degree (Business is not good right now	0	0.00%
Starting or raising a family	1	11.11%
Total	9	100.00%



**Graduation Survey
May 2009
BA Liberal Arts**

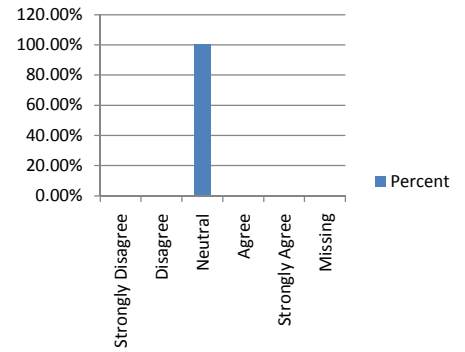
43. If you selected Graduate or Professional School in the previous question whether full or part-time, please list where and your major.

Responses	Frequency	Percent
Where = University of Oklahoma; Major = Law	0	0.00%
Where = Arkansas; Major = BIT	0	0.00%
Where = Bartlesville Small Animal Hospital ; Major = Biological Science Medical/Molecular	0	0.00%
Where = Jacksonville, Florida; Major = Law	0	0.00%
Where = Kansas State University ; Major = Communicatons	0	0.00%
Where = Law school; Major = Sociology	0	0.00%
Where = NOC; Major = Registered Nurse	0	0.00%
Where = NSU BA; Major = Accounting and Finance	0	0.00%
Where = NSU or RSU undecided on this ; Major = Community Counseling	0	0.00%
Where = NSU; Major = MBA	0	0.00%
Where = Oklahoma State University Health Sciences in Tulsa; Major = Forensic Science	0	0.00%
Where = Oklahoma University; Major = Nursing	0	0.00%
Where = OSU Medical School; Major = D.O. (Medicine)	0	0.00%
Where = OSU Tulsa; Major = Accounting	0	0.00%
Where = OSU Tulsa; Major = Business Admin	0	0.00%
Where = OSU Tulsa; Major = Community Counseling	1	50.00%
Where = OSU Tulsa; Major = MBA	0	0.00%
Where = OU Tulsa; Major = Human Relations	0	0.00%
Where = OU Tulsa; Major = Occupational Therapy	0	0.00%
Where = OU; Major = Pharmacy	0	0.00%
Where = Rogers State University; Major = Liberal Arts	0	0.00%
Where = RSU; Major = Bachelor's in Nursing	0	0.00%
Where = still looking; Major = MBA	0	0.00%
Where = TCC for PTA; OU Schusterman for Physical Therapy	0	0.00%
Where = Tulsa University; Major = Geology	0	0.00%
Where = University of Oklahoma College of Pharmacy; Major = PharmD	0	0.00%
Where = University of Oklahoma, Tulsa Campus; Major = Masters in Occupational Therapy	0	0.00%
Where = University of Oklahoma; Major = Pharmacy (Pharm. D.)	0	0.00%
Where = University of Oklahoma; Major = Physicians Assistant Program	0	0.00%
Where = University of Tulsa; Major = Biology	0	0.00%
Where = University of Tulsa; Major = English	1	50.00%
Where = unsure; Major = Theater	0	0.00%
Where = Wichita State University; Major = Psychology	0	0.00%
Total	2	100.00%

**Graduation Survey
May 2009
BFA Visual Arts**

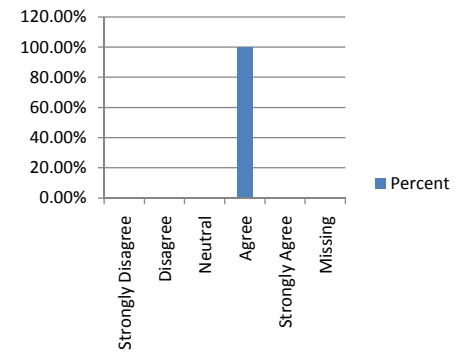
1. I received quality instruction in my general education courses.

Reponses	Frequency	Percent
Strongly Disagree	0	0.00%
Disagree	0	0.00%
Neutral	1	100.00%
Agree	0	0.00%
Strongly Agree	0	0.00%
Agree + Strongly Agree	0	0.00%
Total Valid	1	100.00%
Missing	0	0.00%
Total	1	100.00%



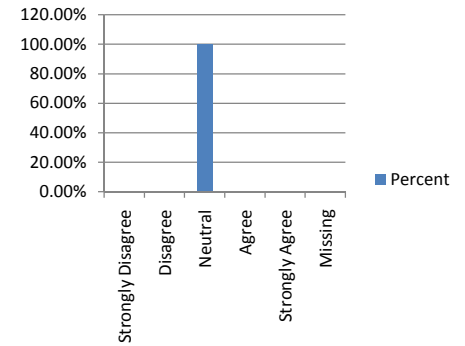
2. I received quality instruction in courses within my major.

Reponses	Frequency	Percent
Strongly Disagree	0	0.00%
Disagree	0	0.00%
Neutral	0	0.00%
Agree	1	100.00%
Strongly Agree	0	0.00%
Agree + Strongly Agree	1	100.00%
Total Valid	1	100.00%
Missing	0	0.00%
Total	1	100.00%



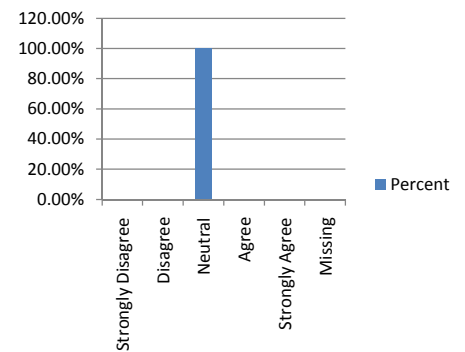
3. I am able to apply what I learned at RSU to my current experiences.

Reponses	Frequency	Percent
Strongly Disagree	0	0.00%
Disagree	0	0.00%
Neutral	1	100.00%
Agree	0	0.00%
Strongly Agree	0	0.00%
Agree + Strongly Agree	0	0.00%
Total Valid	1	100.00%
Missing	0	0.00%
Total	1	100.00%



4. I believe that RSU meets the educational needs of its students.

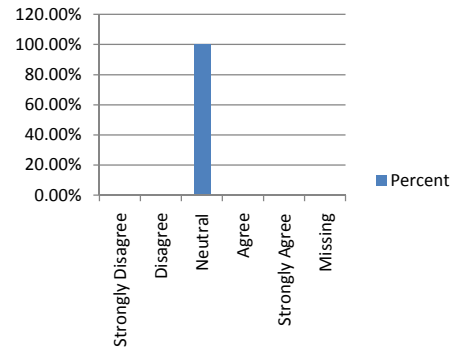
Reponses	Frequency	Percent
Strongly Disagree	0	0.00%
Disagree	0	0.00%
Neutral	1	100.00%
Agree	0	0.00%
Strongly Agree	0	0.00%
Agree + Strongly Agree	0	0.00%
Total Valid	1	100.00%
Missing	0	0.00%
Total	1	100.00%



**Graduation Survey
May 2009
BFA Visual Arts**

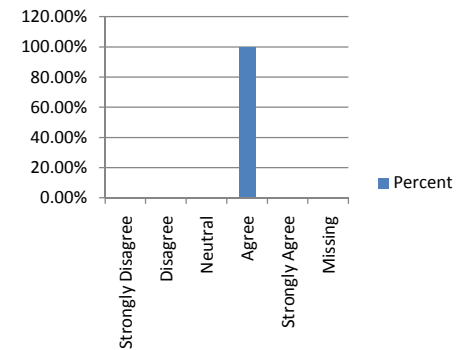
5. I believe RSU serves the educational needs of NE Oklahoma.

Reponses	Frequency	Percent
Strongly Disagree	0	0.00%
Disagree	0	0.00%
Neutral	1	100.00%
Agree	0	0.00%
Strongly Agree	0	0.00%
Agree + Strongly Agree	0	0.00%
Total Valid	1	100.00%
Missing	0	0.00%
Total	1	100.00%



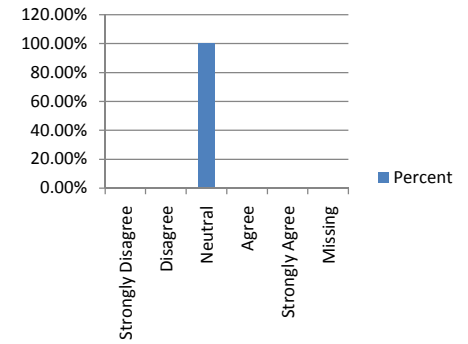
6. I believe I am competent in written and oral communication, scientific reasoning, and critical thinking.

Reponses	Frequency	Percent
Strongly Disagree	0	0.00%
Disagree	0	0.00%
Neutral	0	0.00%
Agree	1	100.00%
Strongly Agree	0	0.00%
Agree + Strongly Agree	1	100.00%
Total Valid	1	100.00%
Missing	0	0.00%
Total	1	100.00%



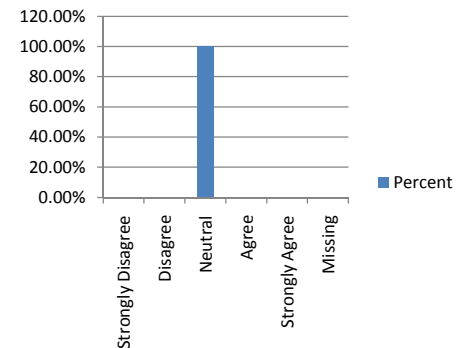
7. I believe that since attending RSU I can make better life and career decisions.

Reponses	Frequency	Percent
Strongly Disagree	0	0.00%
Disagree	0	0.00%
Neutral	1	100.00%
Agree	0	0.00%
Strongly Agree	0	0.00%
Agree + Strongly Agree	0	0.00%
Total Valid	1	100.00%
Missing	0	0.00%
Total	1	100.00%



8. I believe that I have a greater appreciation of diversity in terms of race, class, ethnicity, gender, religion, and/or nationality.

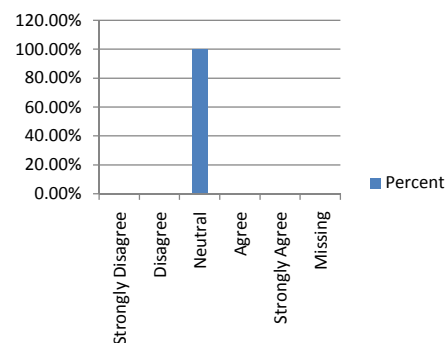
Reponses	Frequency	Percent
Strongly Disagree	0	0.00%
Disagree	0	0.00%
Neutral	1	100.00%
Agree	0	0.00%
Strongly Agree	0	0.00%
Agree + Strongly Agree	0	0.00%
Total Valid	1	100.00%
Missing	0	0.00%
Total	1	100.00%



**Graduation Survey
May 2009
BFA Visual Arts**

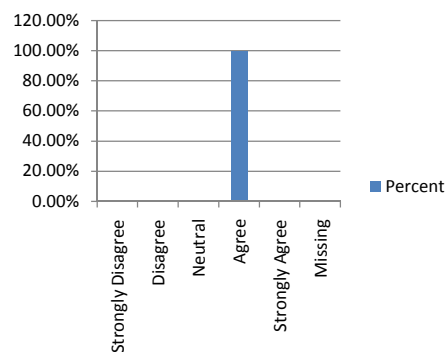
9. I believe that the educational goals I set for myself at RSU were met.

Reponses	Frequency	Percent
Strongly Disagree	0	0.00%
Disagree	0	0.00%
Neutral	1	100.00%
Agree	0	0.00%
Strongly Agree	0	0.00%
Agree + Strongly Agree	0	0.00%
Total Valid	1	100.00%
Missing	0	0.00%
Total	1	100.00%



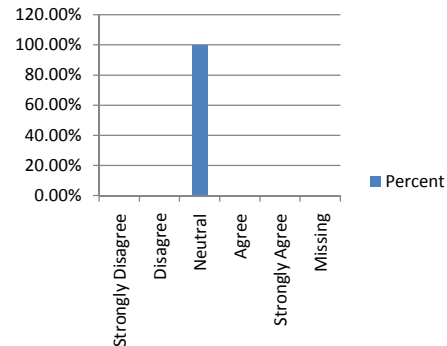
10. Overall, I am satisfied with the instruction I received at RSU.

Reponses	Frequency	Percent
Strongly Disagree	0	0.00%
Disagree	0	0.00%
Neutral	0	0.00%
Agree	1	100.00%
Strongly Agree	0	0.00%
Agree + Strongly Agree	1	100.00%
Total Valid	1	100.00%
Missing	0	0.00%
Total	1	100.00%



11. Faculty show a high degree of interest in student learning.

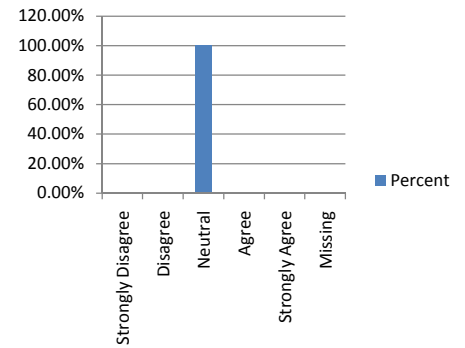
Reponses	Frequency	Percent
Strongly Disagree	0	0.00%
Disagree	0	0.00%
Neutral	1	100.00%
Agree	0	0.00%
Strongly Agree	0	0.00%
Agree + Strongly Agree	0	0.00%
Total Valid	1	100.00%
Missing	0	0.00%
Total	1	100.00%



**Graduation Survey
May 2009
BFA Visual Arts**

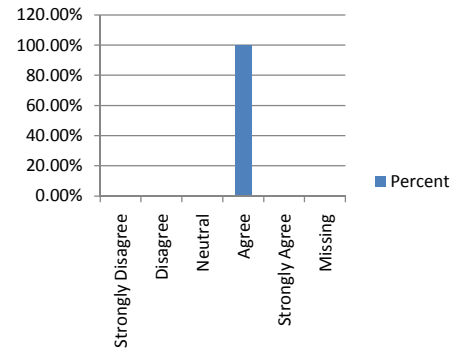
12. Faculty teaching general education courses were well prepared for the courses they taught.

Reponses	Frequency	Percent
Strongly Disagree	0	0.00%
Disagree	0	0.00%
Neutral	1	100.00%
Agree	0	0.00%
Strongly Agree	0	0.00%
Agree + Strongly Agree	0	0.00%
Total Valid	1	100.00%
Missing	0	0.00%
Total	1	100.00%



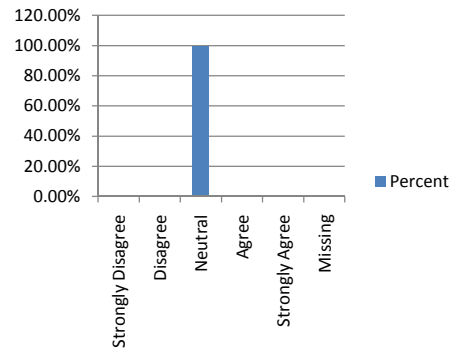
13. Faculty teaching courses in my major were well prepared for the courses they taught.

Reponses	Frequency	Percent
Strongly Disagree	0	0.00%
Disagree	0	0.00%
Neutral	0	0.00%
Agree	1	100.00%
Strongly Agree	0	0.00%
Agree + Strongly Agree	1	100.00%
Total Valid	1	100.00%
Missing	0	0.00%
Total	1	100.00%



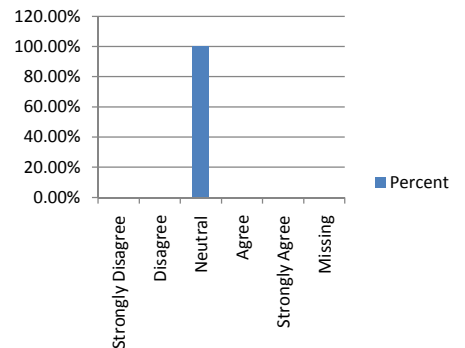
14. Faculty were available during their office hours.

Reponses	Frequency	Percent
Strongly Disagree	0	0.00%
Disagree	0	0.00%
Neutral	1	100.00%
Agree	0	0.00%
Strongly Agree	0	0.00%
Agree + Strongly Agree	0	0.00%
Total Valid	1	100.00%
Missing	0	0.00%
Total	1	100.00%



15. Faculty teaching general education courses demonstrated a concern for my progress.

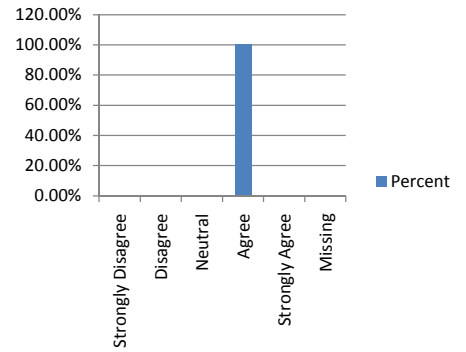
Reponses	Frequency	Percent
Strongly Disagree	0	0.00%
Disagree	0	0.00%
Neutral	1	100.00%
Agree	0	0.00%
Strongly Agree	0	0.00%
Agree + Strongly Agree	0	0.00%
Total Valid	1	100.00%
Missing	0	0.00%
Total	1	100.00%



**Graduation Survey
May 2009
BFA Visual Arts**

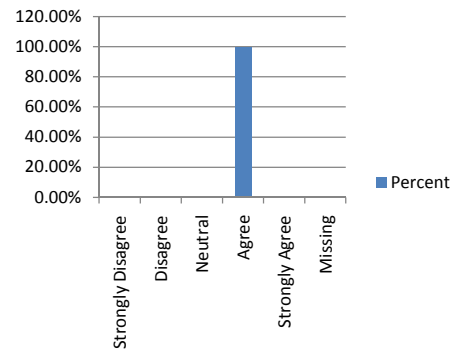
16. Faculty teaching courses in my major demonstrated a concern for my progress.

Reponses	Frequency	Percent
Strongly Disagree	0	0.00%
Disagree	0	0.00%
Neutral	0	0.00%
Agree	1	100.00%
Strongly Agree	0	0.00%
Agree + Strongly Agree	1	100.00%
Total Valid	1	100.00%
Missing	0	0.00%
Total	1	100.00%



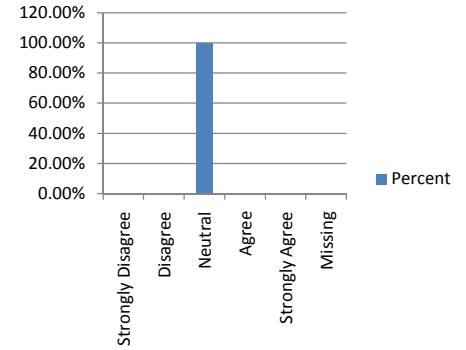
17. My faculty/academic advisor was available.

Reponses	Frequency	Percent
Strongly Disagree	0	0.00%
Disagree	0	0.00%
Neutral	0	0.00%
Agree	1	100.00%
Strongly Agree	0	0.00%
Agree + Strongly Agree	1	100.00%
Total Valid	1	100.00%
Missing	0	0.00%
Total	1	100.00%



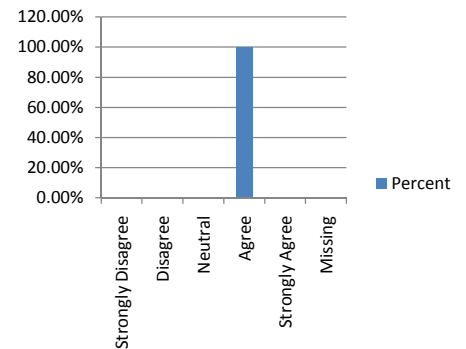
18. My faculty/academic advisor guided me toward my academic and career goals.

Reponses	Frequency	Percent
Strongly Disagree	0	0.00%
Disagree	0	0.00%
Neutral	1	100.00%
Agree	0	0.00%
Strongly Agree	0	0.00%
Agree + Strongly Agree	0	0.00%
Total Valid	1	100.00%
Missing	0	0.00%
Total	1	100.00%



19. Smaller course sizes (25 or fewer) increased my ability to learn.

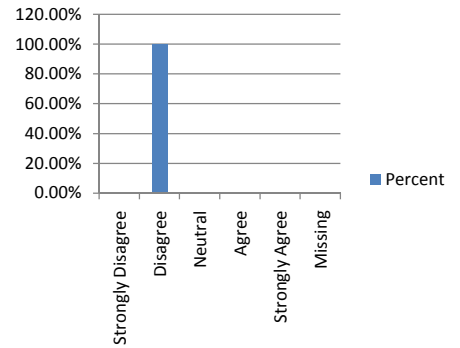
Reponses	Frequency	Percent
Strongly Disagree	0	0.00%
Disagree	0	0.00%
Neutral	0	0.00%
Agree	1	100.00%
Strongly Agree	0	0.00%
Agree + Strongly Agree	1	100.00%
Total Valid	1	100.00%
Missing	0	0.00%
Total	1	100.00%



**Graduation Survey
May 2009
BFA Visual Arts**

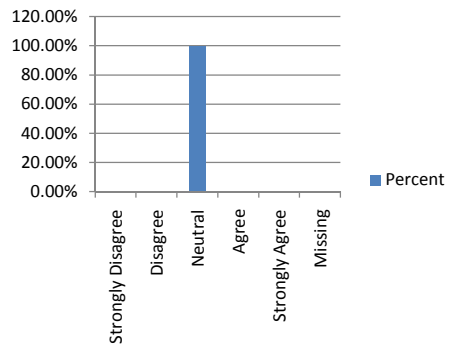
20. Courses were generally scheduled in a time frame that met my needs.

Reponses	Frequency	Percent
Strongly Disagree	0	0.00%
Disagree	1	100.00%
Neutral	0	0.00%
Agree	0	0.00%
Strongly Agree	0	0.00%
Agree + Strongly Agree	0	0.00%
Total Valid	1	100.00%
Missing	0	0.00%
Total	1	100.00%



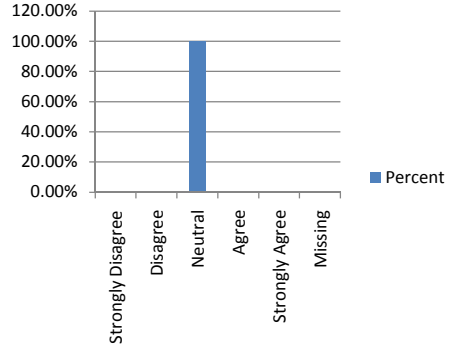
21. Grading and evaluation methods were fair and reflected my learning.

Reponses	Frequency	Percent
Strongly Disagree	0	0.00%
Disagree	0	0.00%
Neutral	1	100.00%
Agree	0	0.00%
Strongly Agree	0	0.00%
Agree + Strongly Agree	0	0.00%
Total Valid	1	100.00%
Missing	0	0.00%
Total	1	100.00%



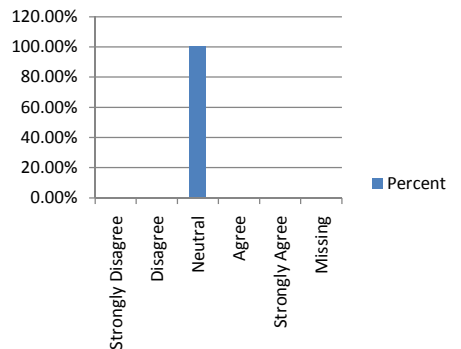
22. The course descriptions in the Bulletin adequately described the courses.

Reponses	Frequency	Percent
Strongly Disagree	0	0.00%
Disagree	0	0.00%
Neutral	1	100.00%
Agree	0	0.00%
Strongly Agree	0	0.00%
Agree + Strongly Agree	0	0.00%
Total Valid	1	100.00%
Missing	0	0.00%
Total	1	100.00%



23. Electronic course supplements were appropriate for the courses being taught.

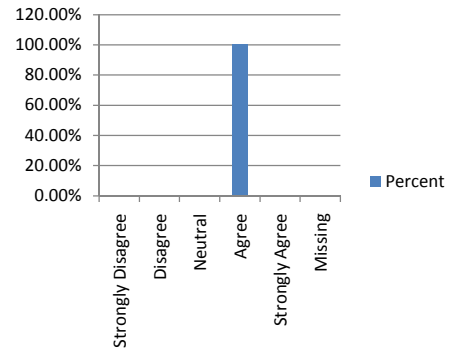
Reponses	Frequency	Percent
Strongly Disagree	0	0.00%
Disagree	0	0.00%
Neutral	1	100.00%
Agree	0	0.00%
Strongly Agree	0	0.00%
Agree + Strongly Agree	0	0.00%
Total Valid	1	100.00%
Missing	0	0.00%
Total	1	100.00%



**Graduation Survey
May 2009
BFA Visual Arts**

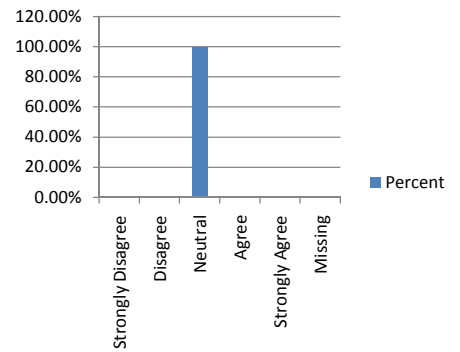
24. Considering what I now know, I would attend RSU again.

Reponses	Frequency	Percent
Strongly Disagree	0	0.00%
Disagree	0	0.00%
Neutral	0	0.00%
Agree	1	100.00%
Strongly Agree	0	0.00%
Agree + Strongly Agree	1	100.00%
Total Valid	1	100.00%
Missing	0	0.00%
Total	1	100.00%



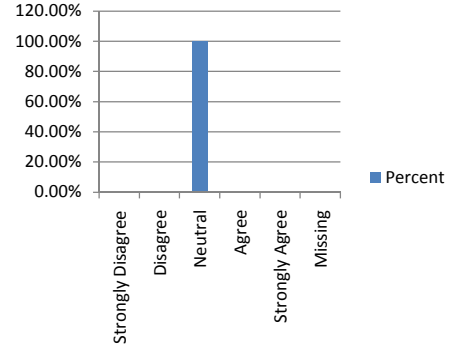
25. I would encourage my family and friends to attend RSU.

Reponses	Frequency	Percent
Strongly Disagree	0	0.00%
Disagree	0	0.00%
Neutral	1	100.00%
Agree	0	0.00%
Strongly Agree	0	0.00%
Agree + Strongly Agree	0	0.00%
Total Valid	1	100.00%
Missing	0	0.00%
Total	1	100.00%



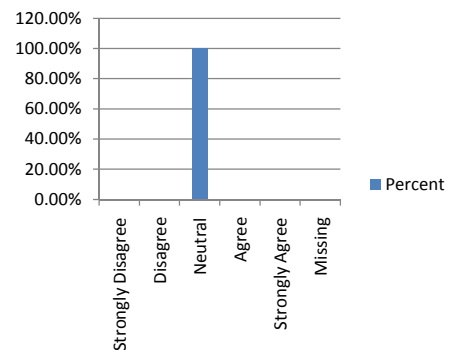
26. The Career Placement Service was helpful.

Reponses	Frequency	Percent
Strongly Disagree	0	0.00%
Disagree	0	0.00%
Neutral	1	100.00%
Agree	0	0.00%
Strongly Agree	0	0.00%
Agree + Strongly Agree	0	0.00%
Total Valid	1	100.00%
Missing	0	0.00%
Total	1	100.00%



27. Overall, my student life experiences at RSU were positive.

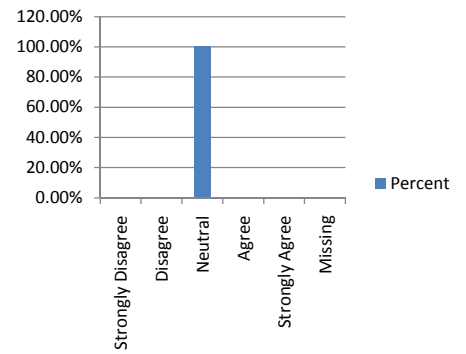
Reponses	Frequency	Percent
Strongly Disagree	0	0.00%
Disagree	0	0.00%
Neutral	1	100.00%
Agree	0	0.00%
Strongly Agree	0	0.00%
Agree + Strongly Agree	0	0.00%
Total Valid	1	100.00%
Missing	0	0.00%
Total	1	100.00%



**Graduation Survey
May 2009
BFA Visual Arts**

28. Overall, I am satisfied with the entire educational experience at RSU.

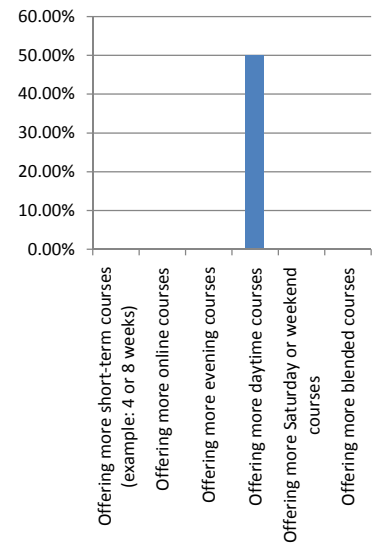
Reponses	Frequency	Percent
Strongly Disagree	0	0.00%
Disagree	0	0.00%
Neutral	1	100.00%
Agree	0	0.00%
Strongly Agree	0	0.00%
Agree + Strongly Agree	0	0.00%
Total Valid	1	100.00%
Missing	0	0.00%
Total	1	100.00%



**Graduation Survey
May 2009
BFA Visual Arts**

29. RSU could improve the educational programs to better meet my needs by: (check all that apply)

Reponses	Frequency	Percent
Offering more short-term courses (example: 4 or 8 weeks)	0	0.00%
Offering more online courses	0	0.00%
Offering more evening courses	0	0.00%
Offering more daytime courses	1	50.00%
Offering more Saturday or weekend courses	0	0.00%
Offering more blended courses	0	0.00%
Get teaching programs	0	0.00%
Make sure the instructor is actually "teaching" the assigned subject.	0	0.00%
Offering nursing program that goes straight through to bsn.	0	0.00%
Improvement of science labs (facilities and equipment)	0	0.00%
Offering more majors	0	0.00%
Knowing that there is now an Elementary Education BA degree program on your campus. It is not even in the list below.	0	0.00%
Having a variety of teachers teaching the courses instead of just two for the major	0	0.00%
More medical/molecular classes	0	0.00%
Some classes have not been offered at all! i.e. Values and Ethics has not been offered for the past 2 years!!	0	0.00%
More than just one time slot available for courses	0	0.00%
I don't think assignments should be given out over break or a week before finals...it takes away from taking a chance to relax and/or study for finals!	0	0.00%
More upper division med/molecular classes	0	0.00%
Offering more of the junior and senior level courses every semester.	0	0.00%
Offer CJA classes more often	0	0.00%
Having a class offered year round especially in the biology department	0	0.00%
Offer more psychology courses in general. RSU needs to hire more faculty.	0	0.00%
Offering more two day classes (MW or TR)	0	0.00%
Offering courses applicable to nursing students on Wed-Fri in order to comply with their required clinical days.	0	0.00%
Photography courses during the day.	1	50.00%
Accept more CLEP tests. Advertise CLEP and advanced standing tests more.	0	0.00%
What about Elementary education for ?	0	0.00%
Offering more courses during the summer term for Criminal Justice students	0	0.00%
RSU needs better career placement & the academic advisors were not helpful.	0	0.00%
Better counseling as what classes to take, before taking another one.	0	0.00%
Changes in Internship policy	0	0.00%
Total	2	100.00%



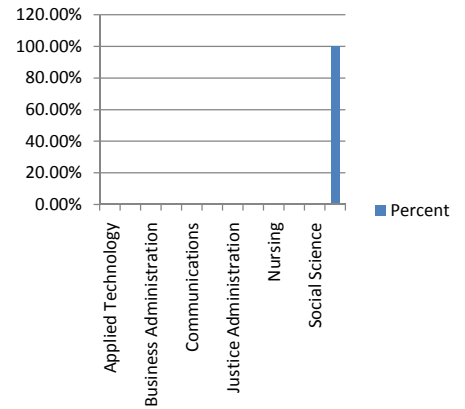
**Graduation Survey
May 2009
BFA Visual Arts**

30. My major of study is: (Bachelor degree)

Reponses

Applied Technology
Biology
Business Administration
Business Information Technology
Communications
Community Counseling
Justice Administration
Liberal Arts
Nursing
Organizational Leadership
Social Science
Visual Arts
Total

Frequency	Percent
0	0.00%
0	0.00%
0	0.00%
0	0.00%
0	0.00%
0	0.00%
0	0.00%
0	0.00%
0	0.00%
0	0.00%
0	0.00%
1	100.00%
1	100.00%

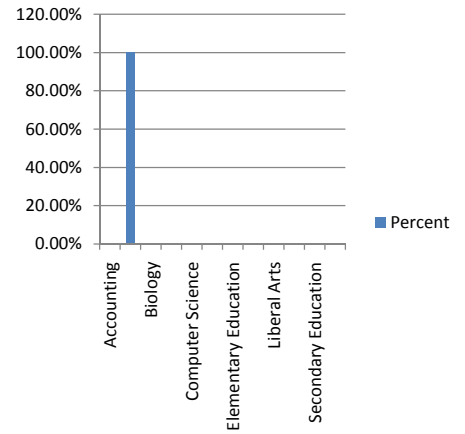


31. My major of study is: (Associate in Arts or Science)

Reponses

Accounting
Art
Biology
Business Administration
Computer Science
Criminal Justice Studies
Elementary Education
Legal Assisting
Liberal Arts
Physical Science
Secondary Education
Social Science
Total

Frequency	Percent
0	0.00%
1	100.00%
0	0.00%
0	0.00%
0	0.00%
0	0.00%
0	0.00%
0	0.00%
0	0.00%
0	0.00%
0	0.00%
0	0.00%
1	100.00%

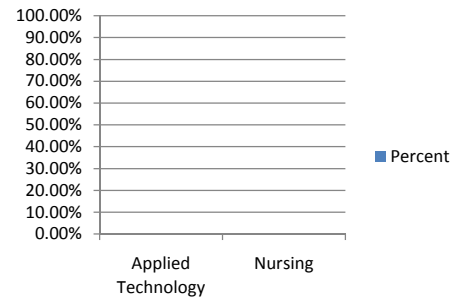


32. My major of study is: (Associate in Applied Science)

Reponses

Applied Technology
Nursing
Total

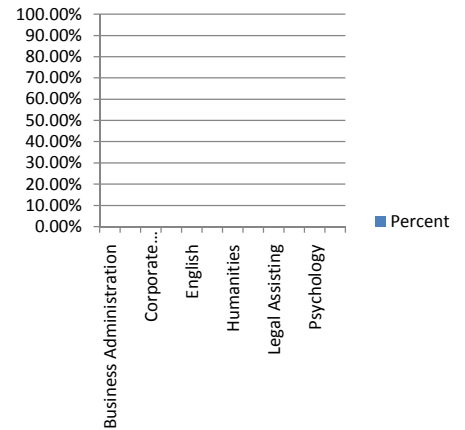
Frequency	Percent
0	0.00%
0	0.00%
0	0.00%



**Graduation Survey
May 2009
BFA Visual Arts**

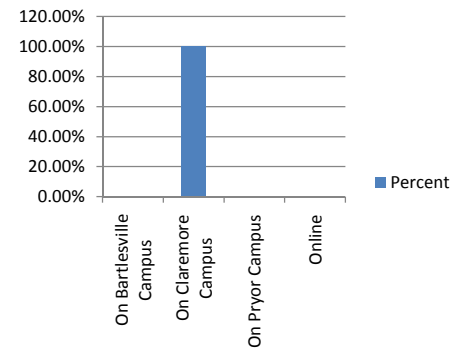
33. My minor is (applicable to bachelor's degree graduates only):

Reponses	Frequency	Percent
Business Administration	0	0.00%
Computer Science	0	0.00%
Corporate Communications	0	0.00%
Criminal Justice-COP	0	0.00%
English	0	0.00%
History	0	0.00%
Humanities	0	0.00%
Justice Administration	0	0.00%
Legal Assisting	0	0.00%
Political Science	0	0.00%
Psychology	0	0.00%
Sociology	0	0.00%
Total	0	0.00%



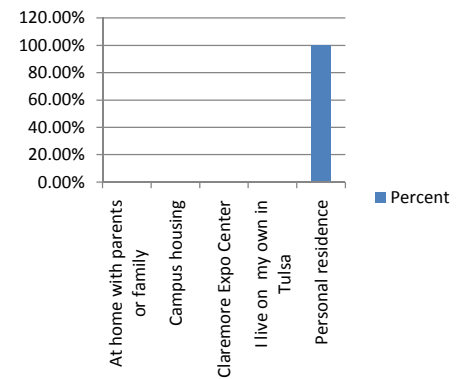
34. Most of my courses have been (Please mark one):

Reponses	Frequency	Percent
On Bartlesville Campus	0	0.00%
On Claremore Campus	1	100.00%
On Pryor Campus	0	0.00%
Online	0	0.00%
Total	1	100.00%



35. My residence during MOST of my education at RSU was:

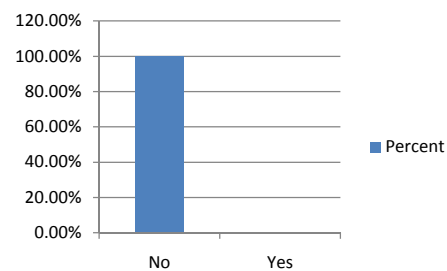
Reponses	Frequency	Percent
At home with parents or family	0	0.00%
Campus housing	0	0.00%
Claremore Expo Center	0	0.00%
I live on my own in Tulsa	0	0.00%
Personal residence	1	100.00%
Total	1	100.00%



**Graduation Survey
May 2009
BFA Visual Arts**

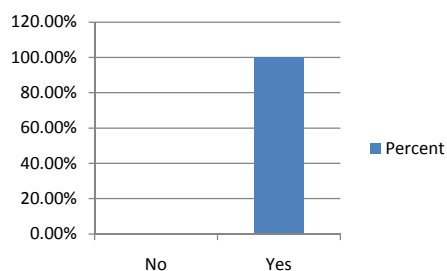
36. Are you the first person in your family to graduate with a Bachelor's degree?

Reponses	Frequency	Percent
No	1	100.00%
Yes	0	0.00%
Total	1	100.00%



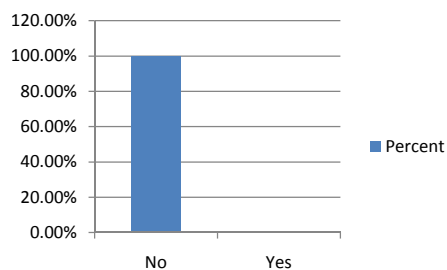
37. Are you the first person in your family to graduate with an Associate in Arts or Science degree?

Reponses	Frequency	Percent
No	0	0.00%
Yes	1	100.00%
Total	1	100.00%



38. Are you the first person in your family to graduate with an Associate in Applied Science degree?

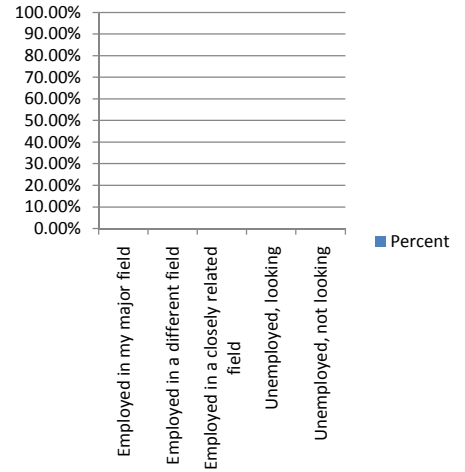
Reponses	Frequency	Percent
No	1	100.00%
Yes	0	0.00%
Total	1	100.00%



**Graduation Survey
May 2009
BFA Visual Arts**

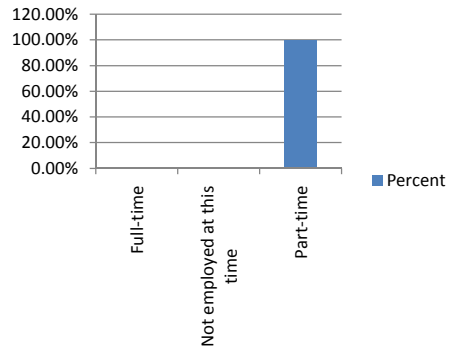
39. I am currently:

Reponses	Frequency	Percent
Employed in my major field	0	0.00%
Employed in a different field	0	0.00%
Employed in a closely related field	0	0.00%
Unemployed, looking	0	0.00%
Unemployed, not looking	0	0.00%
Rogers State University	1	100.00%
Cameron University	0	0.00%
University of Oklahoma	0	0.00%
NSU	0	0.00%
University of Oklahoma College of Pharmacy	0	0.00%
University of Tulsa	0	0.00%
Another Insitution	0	0.00%
At OSU and I am currently employed in my major field of study.	0	0.00%
Cameron University - Claremore Campus	0	0.00%
Florida Coastal Law School	0	0.00%
NOC	0	0.00%
Northeastern State University, Broken Arrow	0	0.00%
OSU-Tulsa	0	0.00%
Physical Therapy program	0	0.00%
TCC/OSU Tulsa	0	0.00%
Wichita State University	0	0.00%
Total	1	100.00%



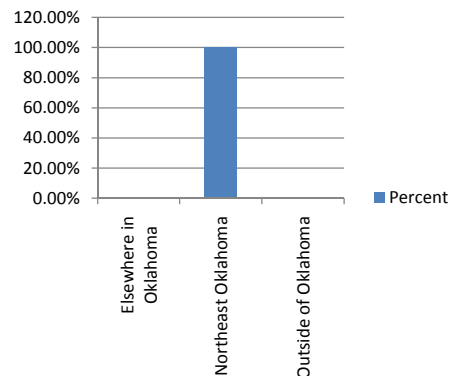
40. I am employed:

Reponses	Frequency	Percent
Full-time	0	0.00%
Not employed at this time	0	0.00%
Part-time	1	100.00%
Total	1	100.00%



41. I am employed in:

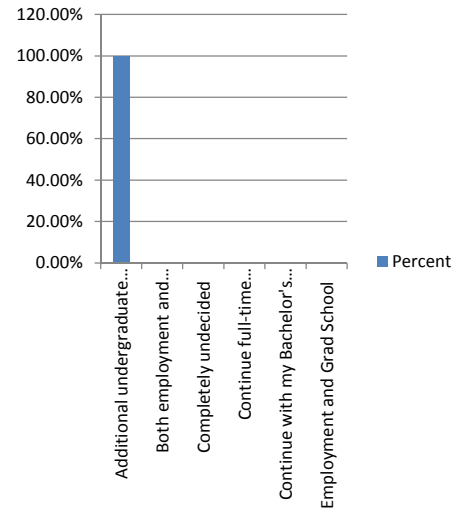
Reponses	Frequency	Percent
Elsewhere in Oklahoma	0	0.00%
Northeast Oklahoma	1	100.00%
Outside of Oklahoma	0	0.00%
Total	1	100.00%



**Graduation Survey
May 2009
BFA Visual Arts**

42. My PRINCIPAL activity upon graduation MOST LIKELY will be:

Reponses	Frequency	Percent
Additional undergraduate coursework	1	100.00%
Both employment and graduate school part time	0	0.00%
Completely undecided	0	0.00%
Continue full-time employment, military, continue grad	0	0.00%
Continue with my Bachelor's elsewhere. Somewhere m	0	0.00%
Employment and Grad School	0	0.00%
Employment full-time while continuing my education a	0	0.00%
Employment, full-time and continuing to get my bachel	0	0.00%
Employment, full-time paid	0	0.00%
Employment, part-time paid	0	0.00%
Graduate or professional school, full-time	0	0.00%
Graduate or professional school, part-time	0	0.00%
I plan on working and continuing on with school	0	0.00%
Maternity leave and then employment full time	0	0.00%
Military Service	0	0.00%
Physical therapy assistant program; hopefully graduate	0	0.00%
Seek a different degree (Business is not good right now	0	0.00%
Starting or raising a family	0	0.00%
Total	1	100.00%



**Graduation Survey
May 2009
BFA Visual Arts**

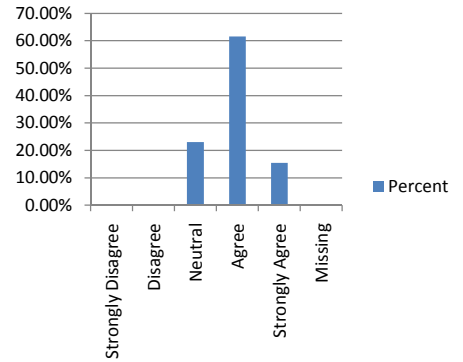
43. If you selected Graduate or Professional School in the previous question whether full or part-time, please list where and your major.

Reponses	Frequency	Percent
Where = University of Oklahoma; Major = Law	0	0.00%
Where = Arkansas; Major = BIT	0	0.00%
Where = Bartlesville Small Animal Hospital ; Major = Biological Science Medical/Molecular	0	0.00%
Where = Jacksonville, Florida; Major = Law	0	0.00%
Where = Kansas State University ; Major = Communicatons	0	0.00%
Where = Law school; Major = Sociology	0	0.00%
Where = NOC; Major = Registered Nurse	0	0.00%
Where = NSU BA; Major = Accounting and Finance	0	0.00%
Where = NSU or RSU undecided on this ; Major = Community Counseling	0	0.00%
Where = NSU; Major = MBA	0	0.00%
Where = Oklahoma State University Health Sciences in Tulsa; Major = Forensic Science	0	0.00%
Where = Oklahoma University; Major = Nursing	0	0.00%
Where = OSU Medical School; Major = D.O. (Medicine)	0	0.00%
Where = OSU Tulsa; Major = Accounting	0	0.00%
Where = OSU Tulsa; Major = Business Admin	0	0.00%
Where = OSU Tulsa; Major = Community Counseling	0	0.00%
Where = OSU Tulsa; Major = MBA	0	0.00%
Where = OU Tulsa; Major = Human Relations	0	0.00%
Where = OU Tulsa; Major = Occupational Therapy	0	0.00%
Where = OU; Major = Pharmacy	0	0.00%
Where = Rogers State University; Major = Liberal Arts	0	0.00%
Where = RSU; Major = Bachelor's in Nursing	0	0.00%
Where = still looking; Major = MBA	0	0.00%
Where = TCC for PTA; OU Schusterman for Physical Therapy	0	0.00%
Where = Tulsa University; Major = Geology	0	0.00%
Where = University of Oklahoma College of Pharmacy; Major = PharmD	0	0.00%
Where = University of Oklahoma, Tulsa Campus; Major = Masters in Occupational Therapy	0	0.00%
Where = University of Oklahoma; Major = Pharmacy (Pharm. D.)	0	0.00%
Where = University of Oklahoma; Major = Physicians Assistant Program	0	0.00%
Where = University of Tulsa; Major = Biology	0	0.00%
Where = University of Tulsa; Major = English	0	0.00%
Where = unsure; Major = Theater	0	0.00%
Where = Wichita State University; Major = Psychology	0	0.00%
Total	0	0.00%

**Graduation Survey
May 2009
BS Biology**

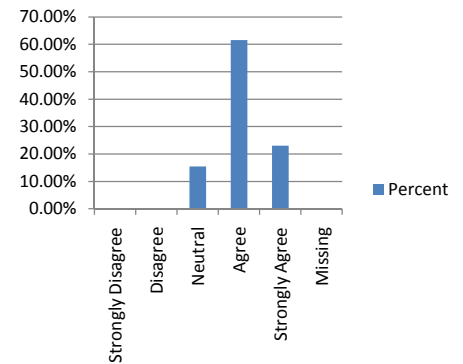
1. I received quality instruction in my general education courses.

Reponses	Frequency	Percent
Strongly Disagree	0	0.00%
Disagree	0	0.00%
Neutral	3	23.08%
Agree	8	61.54%
Strongly Agree	2	15.38%
Agree + Strongly Agree	10	76.92%
Total Valid	13	100.00%
Missing	0	0.00%
Total	13	100.00%



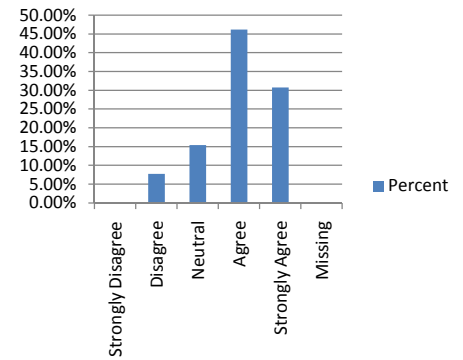
2. I received quality instruction in courses within my major.

Reponses	Frequency	Percent
Strongly Disagree	0	0.00%
Disagree	0	0.00%
Neutral	2	15.38%
Agree	8	61.54%
Strongly Agree	3	23.08%
Agree + Strongly Agree	11	84.62%
Total Valid	13	100.00%
Missing	0	0.00%
Total	13	100.00%



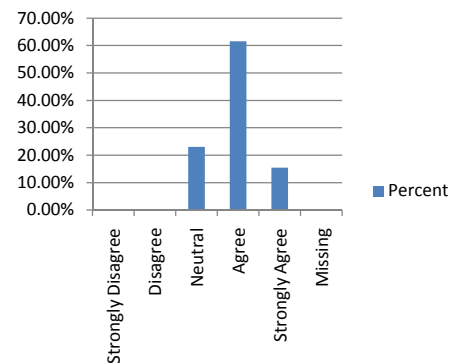
3. I am able to apply what I learned at RSU to my current experiences.

Reponses	Frequency	Percent
Strongly Disagree	0	0.00%
Disagree	1	7.69%
Neutral	2	15.38%
Agree	6	46.15%
Strongly Agree	4	30.77%
Agree + Strongly Agree	10	76.92%
Total Valid	13	100.00%
Missing	0	0.00%
Total	13	100.00%



4. I believe that RSU meets the educational needs of its students.

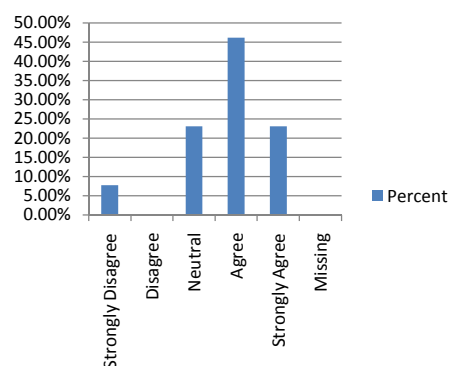
Reponses	Frequency	Percent
Strongly Disagree	0	0.00%
Disagree	0	0.00%
Neutral	3	23.08%
Agree	8	61.54%
Strongly Agree	2	15.38%
Agree + Strongly Agree	10	76.92%
Total Valid	13	100.00%
Missing	0	0.00%
Total	13	100.00%



**Graduation Survey
May 2009
BS Biology**

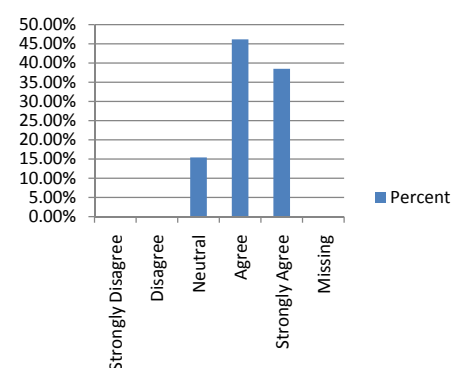
5. I believe RSU serves the educational needs of NE Oklahoma.

Reponses	Frequency	Percent
Strongly Disagree	1	7.69%
Disagree	0	0.00%
Neutral	3	23.08%
Agree	6	46.15%
Strongly Agree	3	23.08%
Agree + Strongly Agree	9	69.23%
Total Valid	13	100.00%
Missing	0	0.00%
Total	13	100.00%



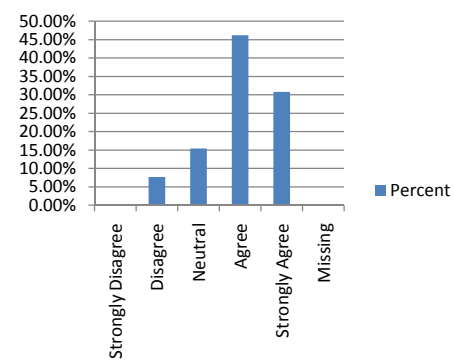
6. I believe I am competent in written and oral communication, scientific reasoning, and critical thinking.

Reponses	Frequency	Percent
Strongly Disagree	0	0.00%
Disagree	0	0.00%
Neutral	2	15.38%
Agree	6	46.15%
Strongly Agree	5	38.46%
Agree + Strongly Agree	11	84.62%
Total Valid	13	100.00%
Missing	0	0.00%
Total	13	100.00%



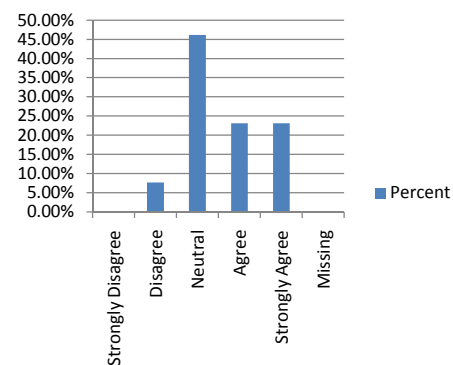
7. I believe that since attending RSU I can make better life and career decisions.

Reponses	Frequency	Percent
Strongly Disagree	0	0.00%
Disagree	1	7.69%
Neutral	2	15.38%
Agree	6	46.15%
Strongly Agree	4	30.77%
Agree + Strongly Agree	10	76.92%
Total Valid	13	100.00%
Missing	0	0.00%
Total	13	100.00%



8. I believe that I have a greater appreciation of diversity in terms of race, class, ethnicity, gender, religion, and/or nationality.

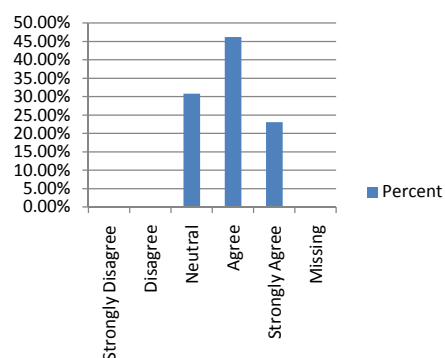
Reponses	Frequency	Percent
Strongly Disagree	0	0.00%
Disagree	1	7.69%
Neutral	6	46.15%
Agree	3	23.08%
Strongly Agree	3	23.08%
Agree + Strongly Agree	6	46.15%
Total Valid	13	100.00%
Missing	0	0.00%
Total	13	100.00%



**Graduation Survey
May 2009
BS Biology**

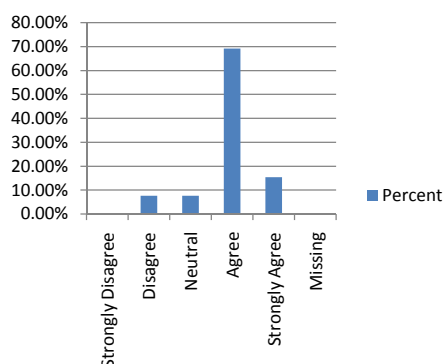
9. I believe that the educational goals I set for myself at RSU were met.

Reponses	Frequency	Percent
Strongly Disagree	0	0.00%
Disagree	0	0.00%
Neutral	4	30.77%
Agree	6	46.15%
Strongly Agree	3	23.08%
Agree + Strongly Agree	9	69.23%
Total Valid	13	100.00%
Missing	0	0.00%
Total	13	100.00%



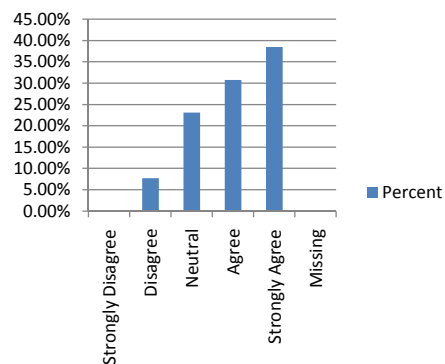
10. Overall, I am satisfied with the instruction I received at RSU.

Reponses	Frequency	Percent
Strongly Disagree	0	0.00%
Disagree	1	7.69%
Neutral	1	7.69%
Agree	9	69.23%
Strongly Agree	2	15.38%
Agree + Strongly Agree	11	84.62%
Total Valid	13	100.00%
Missing	0	0.00%
Total	13	100.00%



11. Faculty show a high degree of interest in student learning.

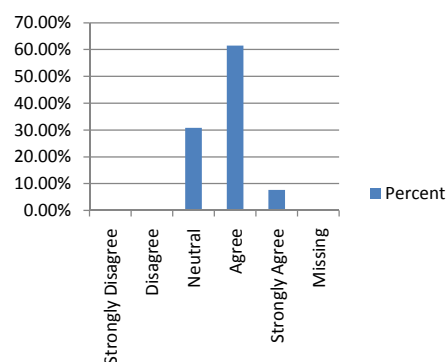
Reponses	Frequency	Percent
Strongly Disagree	0	0.00%
Disagree	1	7.69%
Neutral	3	23.08%
Agree	4	30.77%
Strongly Agree	5	38.46%
Agree + Strongly Agree	9	69.23%
Total Valid	13	100.00%
Missing	0	0.00%
Total	13	100.00%



**Graduation Survey
May 2009
BS Biology**

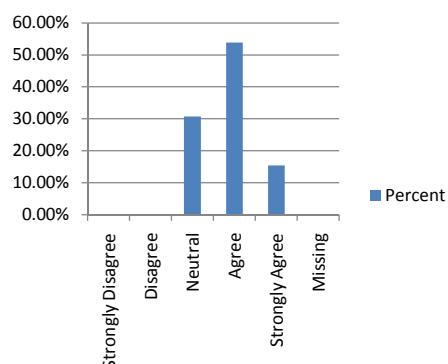
12. Faculty teaching general education courses were well prepared for the courses they taught.

Reponses	Frequency	Percent
Strongly Disagree	0	0.00%
Disagree	0	0.00%
Neutral	4	30.77%
Agree	8	61.54%
Strongly Agree	1	7.69%
Agree + Strongly Agree	9	69.23%
Total Valid	13	100.00%
Missing	0	0.00%
Total	13	100.00%



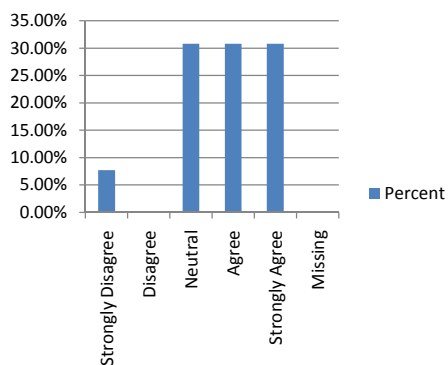
13. Faculty teaching courses in my major were well prepared for the courses they taught.

Reponses	Frequency	Percent
Strongly Disagree	0	0.00%
Disagree	0	0.00%
Neutral	4	30.77%
Agree	7	53.85%
Strongly Agree	2	15.38%
Agree + Strongly Agree	9	69.23%
Total Valid	13	100.00%
Missing	0	0.00%
Total	13	100.00%



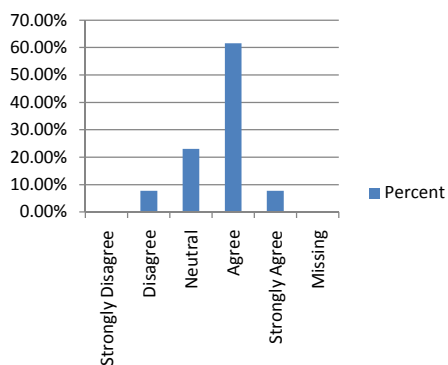
14. Faculty were available during their office hours.

Reponses	Frequency	Percent
Strongly Disagree	1	7.69%
Disagree	0	0.00%
Neutral	4	30.77%
Agree	4	30.77%
Strongly Agree	4	30.77%
Agree + Strongly Agree	8	61.54%
Total Valid	13	100.00%
Missing	0	0.00%
Total	13	100.00%



15. Faculty teaching general education courses demonstrated a concern for my progress.

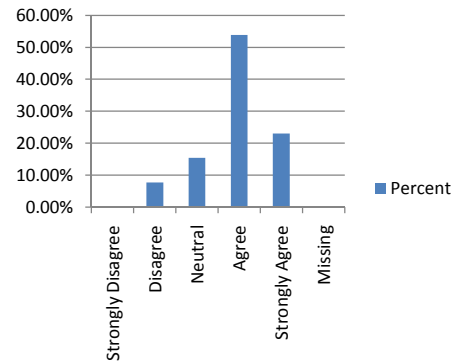
Reponses	Frequency	Percent
Strongly Disagree	0	0.00%
Disagree	1	7.69%
Neutral	3	23.08%
Agree	8	61.54%
Strongly Agree	1	7.69%
Agree + Strongly Agree	9	69.23%
Total Valid	13	100.00%
Missing	0	0.00%
Total	13	100.00%



**Graduation Survey
May 2009
BS Biology**

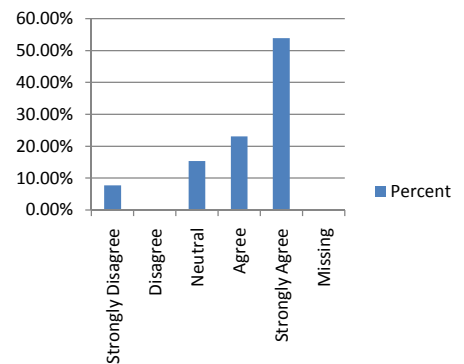
16. Faculty teaching courses in my major demonstrated a concern for my progress.

Reponses	Frequency	Percent
Strongly Disagree	0	0.00%
Disagree	1	7.69%
Neutral	2	15.38%
Agree	7	53.85%
Strongly Agree	3	23.08%
Agree + Strongly Agree	10	76.92%
Total Valid	13	100.00%
Missing	0	0.00%
Total	13	100.00%



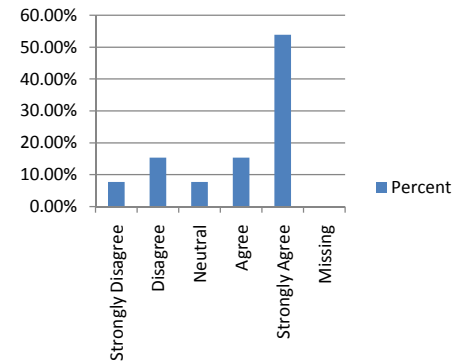
17. My faculty/academic advisor was available.

Reponses	Frequency	Percent
Strongly Disagree	1	7.69%
Disagree	0	0.00%
Neutral	2	15.38%
Agree	3	23.08%
Strongly Agree	7	53.85%
Agree + Strongly Agree	10	76.92%
Total Valid	13	100.00%
Missing	0	0.00%
Total	13	100.00%



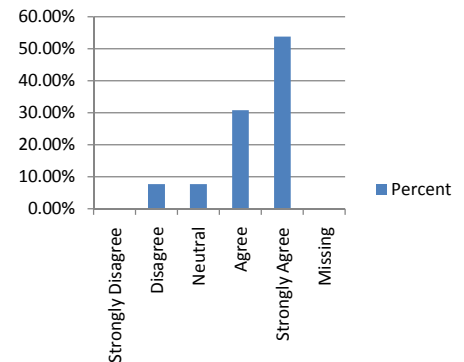
18. My faculty/academic advisor guided me toward my academic and career goals.

Reponses	Frequency	Percent
Strongly Disagree	1	7.69%
Disagree	2	15.38%
Neutral	1	7.69%
Agree	2	15.38%
Strongly Agree	7	53.85%
Agree + Strongly Agree	9	69.23%
Total Valid	13	100.00%
Missing	0	0.00%
Total	13	100.00%



19. Smaller course sizes (25 or fewer) increased my ability to learn.

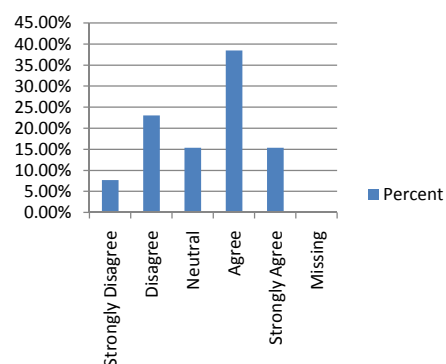
Reponses	Frequency	Percent
Strongly Disagree	0	0.00%
Disagree	1	7.69%
Neutral	1	7.69%
Agree	4	30.77%
Strongly Agree	7	53.85%
Agree + Strongly Agree	11	84.62%
Total Valid	13	100.00%
Missing	0	0.00%
Total	13	100.00%



**Graduation Survey
May 2009
BS Biology**

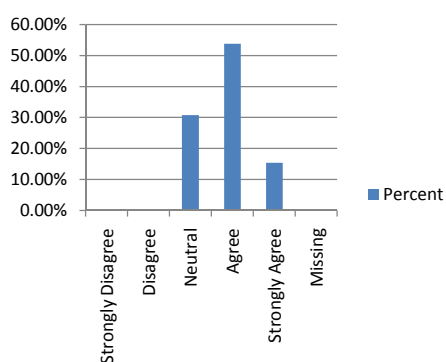
20. Courses were generally scheduled in a time frame that met my needs.

Reponses	Frequency	Percent
Strongly Disagree	1	7.69%
Disagree	3	23.08%
Neutral	2	15.38%
Agree	5	38.46%
Strongly Agree	2	15.38%
Agree + Strongly Agree	7	53.85%
Total Valid	13	100.00%
Missing	0	0.00%
Total	13	100.00%



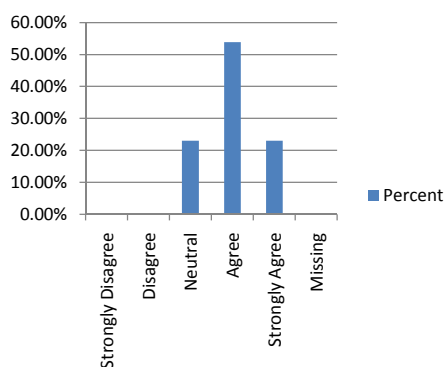
21. Grading and evaluation methods were fair and reflected my learning.

Reponses	Frequency	Percent
Strongly Disagree	0	0.00%
Disagree	0	0.00%
Neutral	4	30.77%
Agree	7	53.85%
Strongly Agree	2	15.38%
Agree + Strongly Agree	9	69.23%
Total Valid	13	100.00%
Missing	0	0.00%
Total	13	100.00%



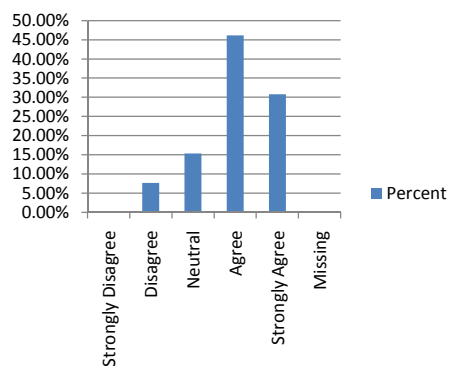
22. The course descriptions in the Bulletin adequately described the courses.

Reponses	Frequency	Percent
Strongly Disagree	0	0.00%
Disagree	0	0.00%
Neutral	3	23.08%
Agree	7	53.85%
Strongly Agree	3	23.08%
Agree + Strongly Agree	10	76.92%
Total Valid	13	100.00%
Missing	0	0.00%
Total	13	100.00%



23. Electronic course supplements were appropriate for the courses being taught.

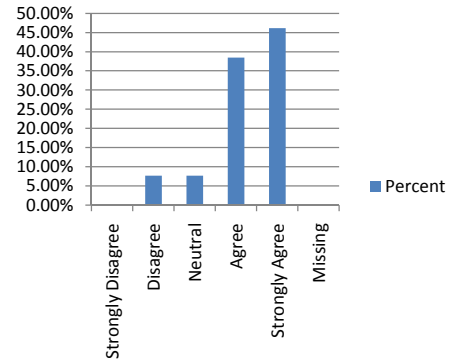
Reponses	Frequency	Percent
Strongly Disagree	0	0.00%
Disagree	1	7.69%
Neutral	2	15.38%
Agree	6	46.15%
Strongly Agree	4	30.77%
Agree + Strongly Agree	10	76.92%
Total Valid	13	100.00%
Missing	0	0.00%
Total	13	100.00%



**Graduation Survey
May 2009
BS Biology**

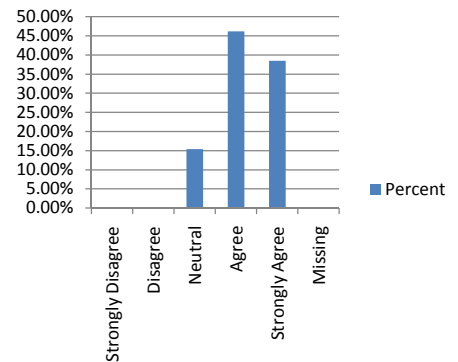
24. Considering what I now know, I would attend RSU again.

Reponses	Frequency	Percent
Strongly Disagree	0	0.00%
Disagree	1	7.69%
Neutral	1	7.69%
Agree	5	38.46%
Strongly Agree	6	46.15%
Agree + Strongly Agree	11	84.62%
Total Valid	13	100.00%
Missing	0	0.00%
Total	13	100.00%



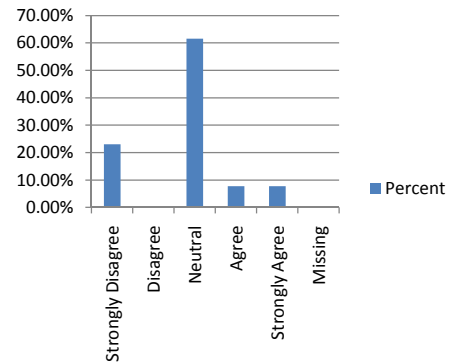
25. I would encourage my family and friends to attend RSU.

Reponses	Frequency	Percent
Strongly Disagree	0	0.00%
Disagree	0	0.00%
Neutral	2	15.38%
Agree	6	46.15%
Strongly Agree	5	38.46%
Agree + Strongly Agree	11	84.62%
Total Valid	13	100.00%
Missing	0	0.00%
Total	13	100.00%



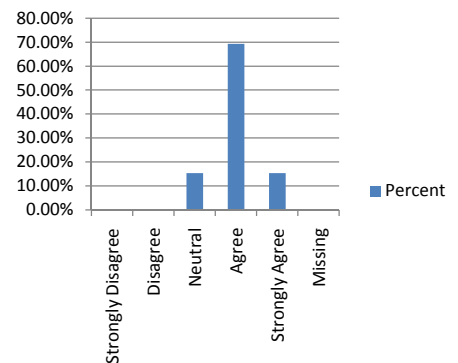
26. The Career Placement Service was helpful.

Reponses	Frequency	Percent
Strongly Disagree	3	23.08%
Disagree	0	0.00%
Neutral	8	61.54%
Agree	1	7.69%
Strongly Agree	1	7.69%
Agree + Strongly Agree	2	15.38%
Total Valid	13	100.00%
Missing	0	0.00%
Total	13	100.00%



27. Overall, my student life experiences at RSU were positive.

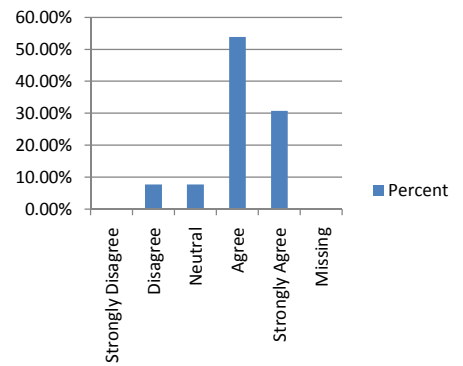
Reponses	Frequency	Percent
Strongly Disagree	0	0.00%
Disagree	0	0.00%
Neutral	2	15.38%
Agree	9	69.23%
Strongly Agree	2	15.38%
Agree + Strongly Agree	11	84.62%
Total Valid	13	100.00%
Missing	0	0.00%
Total	13	100.00%



**Graduation Survey
May 2009
BS Biology**

28. Overall, I am satisfied with the entire educational experience at RSU.

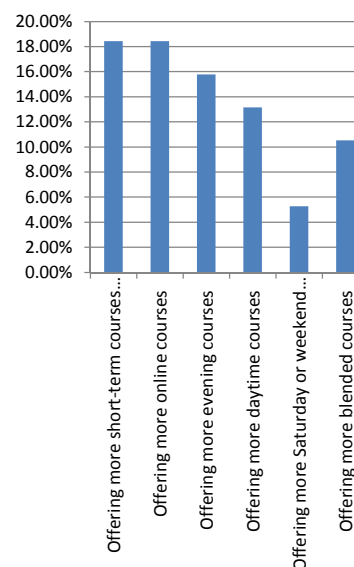
Reponses	Frequency	Percent
Strongly Disagree	0	0.00%
Disagree	1	7.69%
Neutral	1	7.69%
Agree	7	53.85%
Strongly Agree	4	30.77%
Agree + Strongly Agree	11	84.62%
Total Valid	13	100.00%
Missing	0	0.00%
Total	13	100.00%



**Graduation Survey
May 2009
BS Biology**

29. RSU could improve the educational programs to better meet my needs by: (check all that apply)

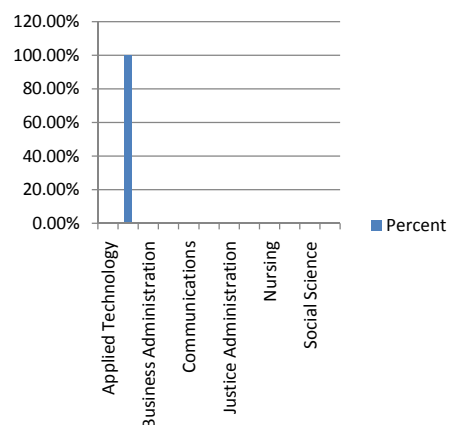
Reponses	Frequency	Percent
Offering more short-term courses (example: 4 or 8 weeks)	7	18.42%
Offering more online courses	7	18.42%
Offering more evening courses	6	15.79%
Offering more daytime courses	5	13.16%
Offering more Saturday or weekend courses	2	5.26%
Offering more blended courses	4	10.53%
Accept more CLEP tests. Advertise CLEP and advanced standing tests more.	0	0.00%
Better counseling as what classes to take, before taking another one.	0	0.00%
Changes in Internship policy	0	0.00%
Get teaching programs	1	2.63%
Having a class offered year round especially in the biology department	1	2.63%
Having a variety of teachers teaching the courses instead of just two for the major	0	0.00%
I don't think assignments should be given out over break or a week before finals...it takes away from taking a chance to relax and/or study for finals!	1	2.63%
Improvement of science labs (facilities and equipment)	1	2.63%
Knowing that there is now an Elementary Education BA degree program on your campus. It is not even in the list below.	0	0.00%
Make sure the instructor is actually "teaching" the	0	0.00%
More medical/molecular classes	1	2.63%
More than just one time slot available for courses	1	2.63%
More upper division med/molecular classes	1	2.63%
Offer CJA classes more often	0	0.00%
Offer more psychology courses in general. RSU needs to hire more faculty.	0	0.00%
Offering courses applicable to nursing students on Wed-Fri in order to comply with their required clinical days.	0	0.00%
Offering more courses during the summer term for Criminal Justice students	0	0.00%
Offering more majors	0	0.00%
Offering more of the junior and senior level courses every semester.	0	0.00%
Offering more two day classes (MW or TR)	0	0.00%
Offering nursing program that goes straight through to bsn.	0	0.00%
Photography courses during the day.	0	0.00%
RSU needs better career placement & the academic advisors were not helpful.	0	0.00%
Some classes have not been offered at all! i.e. Values and Ethics has not been offered for the past 2 years!!	0	0.00%
What about Elementary education for ?	0	0.00%
Total	38	100.00%



**Graduation Survey
May 2009
BS Biology**

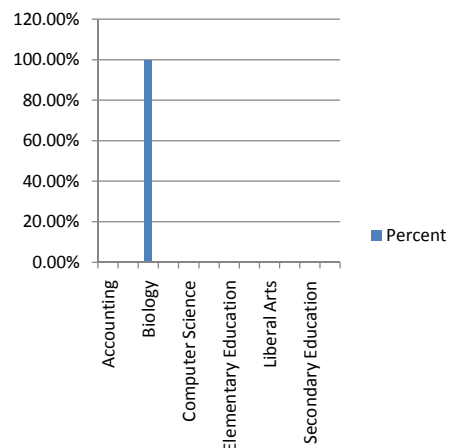
30. My major of study is: (Bachelor degree)

Reponses	Frequency	Percent
Applied Technology	0	0.00%
Biology	13	100.00%
Business Administration	0	0.00%
Business Information Technology	0	0.00%
Communications	0	0.00%
Community Counseling	0	0.00%
Justice Administration	0	0.00%
Liberal Arts	0	0.00%
Nursing	0	0.00%
Organizational Leadership	0	0.00%
Social Science	0	0.00%
Visual Arts	0	0.00%
Total	13	100.00%



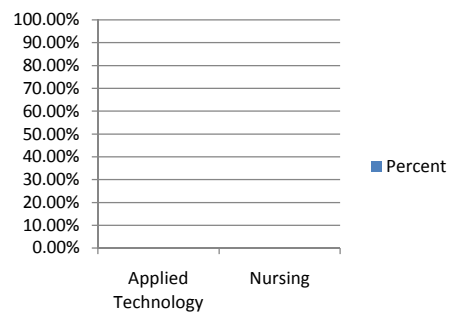
31. My major of study is: (Associate in Arts or Science)

Reponses	Frequency	Percent
Accounting	0	0.00%
Art	0	0.00%
Biology	1	100.00%
Business Administration	0	0.00%
Computer Science	0	0.00%
Criminal Justice Studies	0	0.00%
Elementary Education	0	0.00%
Legal Assisting	0	0.00%
Liberal Arts	0	0.00%
Physical Science	0	0.00%
Secondary Education	0	0.00%
Social Science	0	0.00%
Total	1	100.00%



32. My major of study is: (Associate in Applied Science)

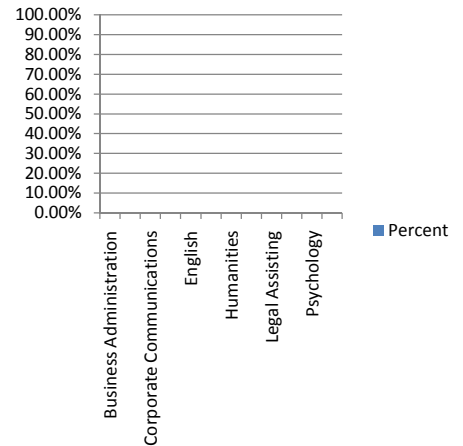
Reponses	Frequency	Percent
Applied Technology	0	0.00%
Nursing	0	0.00%
Total	0	0.00%



**Graduation Survey
May 2009
BS Biology**

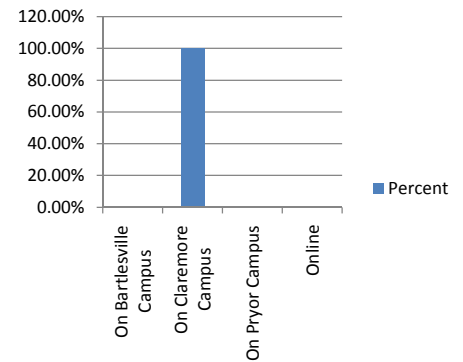
33. My minor is (applicable to bachelor's degree graduates only):

Reponses	Frequency	Percent
Business Administration	0	0.00%
Computer Science	0	0.00%
Corporate Communications	0	0.00%
Criminal Justice-COP	0	0.00%
English	0	0.00%
History	0	0.00%
Humanities	0	0.00%
Justice Administration	0	0.00%
Legal Assisting	0	0.00%
Political Science	0	0.00%
Psychology	0	0.00%
Sociology	0	0.00%
Total	0	0.00%



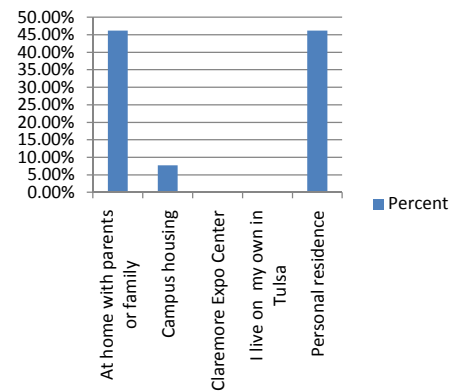
34. Most of my courses have been (Please mark one):

Reponses	Frequency	Percent
On Bartlesville Campus	0	0.00%
On Claremore Campus	13	100.00%
On Pryor Campus	0	0.00%
Online	0	0.00%
Total	13	100.00%



35. My residence during MOST of my education at RSU was:

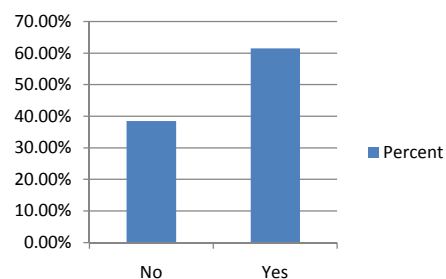
Reponses	Frequency	Percent
At home with parents or family	6	46.15%
Campus housing	1	7.69%
Claremore Expo Center	0	0.00%
I live on my own in Tulsa	0	0.00%
Personal residence	6	46.15%
Total	13	100.00%



**Graduation Survey
May 2009
BS Biology**

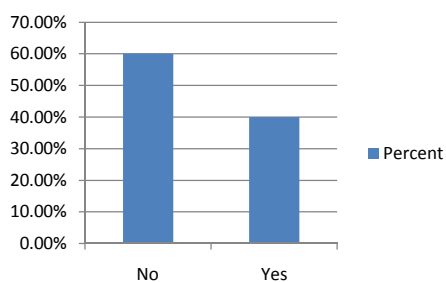
36. Are you the first person in your family to graduate with a Bachelor's degree?

Reponses	Frequency	Percent
No	5	38.46%
Yes	8	61.54%
Total	13	100.00%



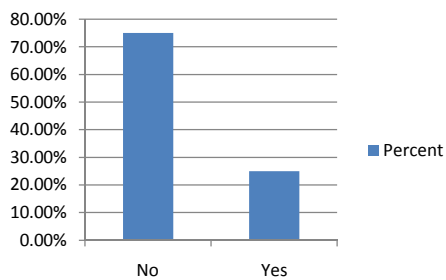
37. Are you the first person in your family to graduate with an Associate in Arts or Science degree?

Reponses	Frequency	Percent
No	6	60.00%
Yes	4	40.00%
Total	10	100.00%



38. Are you the first person in your family to graduate with an Associate in Applied Science degree?

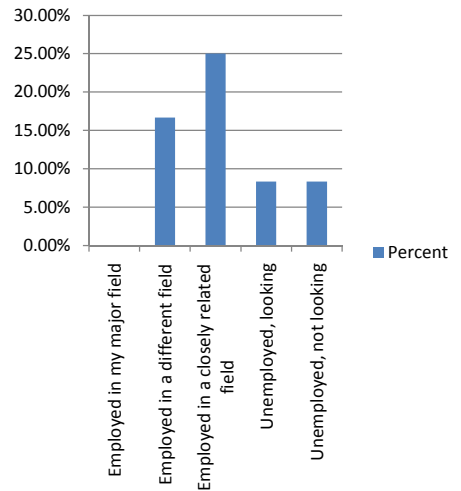
Reponses	Frequency	Percent
No	6	75.00%
Yes	2	25.00%
Total	8	100.00%



**Graduation Survey
May 2009
BS Biology**

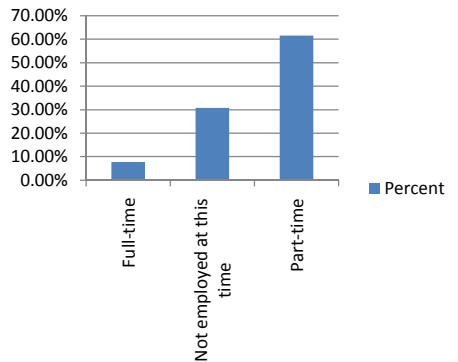
39. I am currently:

Reponses	Frequency	Percent
Employed in my major field	0	0.00%
Employed in a different field	2	16.67%
Employed in a closely related field	3	25.00%
Unemployed, looking	1	8.33%
Unemployed, not looking	1	8.33%
Rogers State University	0	0.00%
Cameron University	0	0.00%
University of Oklahoma	2	16.67%
NSU	0	0.00%
University of Oklahoma College of Pharmacy	2	16.67%
University of Tulsa	1	8.33%
Another Insitution	0	0.00%
At OSU and I am currently employed in my major field of study.	0	0.00%
Cameron University - Claremore Campus	0	0.00%
Florida Coastal Law School	0	0.00%
NOC	0	0.00%
Northeastern State University, Broken Arrow	0	0.00%
OSU-Tulsa	0	0.00%
Physical Therapy program	0	0.00%
TCC/OSU Tulsa	0	0.00%
Wichita State University	0	0.00%
Total	12	100.00%



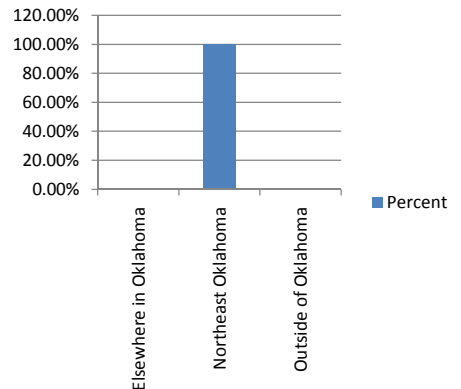
40. I am employed:

Reponses	Frequency	Percent
Full-time	1	7.69%
Not employed at this time	4	30.77%
Part-time	8	61.54%
Total	13	100.00%



41. I am employed in:

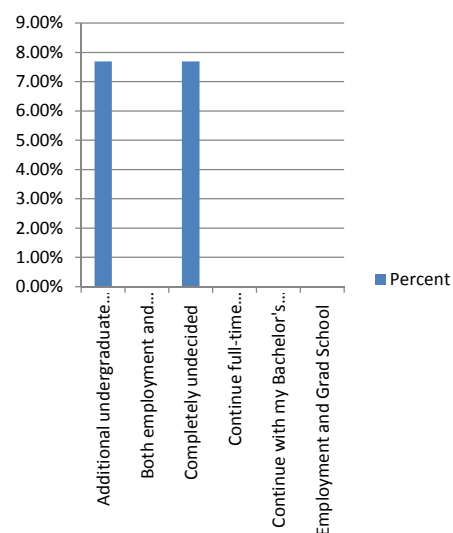
Reponses	Frequency	Percent
Elsewhere in Oklahoma	0	0.00%
Northeast Oklahoma	9	100.00%
Outside of Oklahoma	0	0.00%
Total	9	100.00%



**Graduation Survey
May 2009
BS Biology**

42. My PRINCIPAL activity upon graduation MOST LIKELY will be:

Reponses	Frequency	Percent
Additional undergraduate coursework	1	7.69%
Both employment and graduate school part time	0	0.00%
Completely undecided	1	7.69%
Continue full-time employment, military, continue gra	0	0.00%
Continue with my Bachelor's elsewhere. Somewhere r	0	0.00%
Employment and Grad School	0	0.00%
Employment full-time while continuing my education ;	0	0.00%
Employment, full-time and continuing to get my bache	0	0.00%
Employment, full-time paid	2	15.38%
Employment, part-time paid	0	0.00%
Graduate or professional school, full-time	9	69.23%
Graduate or professional school, part-time	0	0.00%
I plan on working and continuing on with school	0	0.00%
Maternity leave and then employment full time	0	0.00%
Military Service	0	0.00%
Physical therapy assistant program; hopefully graduat	0	0.00%
Seek a different degree (Business is not good right now	0	0.00%
Starting or raising a family	0	0.00%
Total	13	100.00%



**Graduation Survey
May 2009
BS Biology**

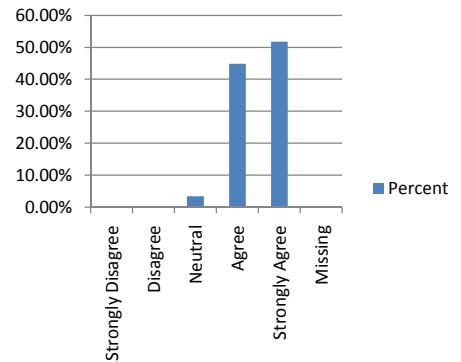
43. If you selected Graduate or Professional School in the previous question whether full or part-time, please list where and your major.

Responses	Frequency	Percent
Where = University of Oklahoma; Major = Law	0	0.00%
Where = Arkansas; Major = BIT	0	0.00%
Where = Bartlesville Small Animal Hospital ; Major = Biological Science Medical/Molecular	1	11.11%
Where = Jacksonville, Florida; Major = Law	0	0.00%
Where = Kansas State University ; Major = Communicatons	0	0.00%
Where = Law school; Major = Sociology	0	0.00%
Where = NOC; Major = Registered Nurse	0	0.00%
Where = NSU BA; Major = Accounting and Finance	0	0.00%
Where = NSU or RSU undecided on this ; Major = Community Counseling	0	0.00%
Where = NSU; Major = MBA	0	0.00%
Where = Oklahoma State University Health Sciences in Tulsa; Major = Forensic Science	0	0.00%
Where = Oklahoma University; Major = Nursing	0	0.00%
Where = OSU Medical School; Major = D.O. (Medicine)	1	11.11%
Where = OSU Tulsa; Major = Accounting	0	0.00%
Where = OSU Tulsa; Major = Business Admin	0	0.00%
Where = OSU Tulsa; Major = Community Counseling	0	0.00%
Where = OSU Tulsa; Major = MBA	0	0.00%
Where = OU Tulsa; Major = Human Relations	0	0.00%
Where = OU Tulsa; Major = Occupational Therapy	1	11.11%
Where = OU; Major = Pharmacy	1	11.11%
Where = Rogers State University; Major = Liberal Arts	0	0.00%
Where = RSU; Major = Bachelor's in Nursing	0	0.00%
Where = still looking; Major = MBA	0	0.00%
Where = TCC for PTA; OU Schusterman for Physical Therapy	0	0.00%
Where = Tulsa University; Major = Geology	0	0.00%
Where = University of Oklahoma College of Pharmacy; Major = PharmD	1	11.11%
Where = University of Oklahoma, Tulsa Campus; Major = Masters in Occupational Therapy	1	11.11%
Where = University of Oklahoma; Major = Pharmacy (Pharm. D.)	1	11.11%
Where = University of Oklahoma; Major = Physicians Assistant Program	1	11.11%
Where = University of Tulsa; Major = Biology	1	11.11%
Where = University of Tulsa; Major = English	0	0.00%
Where = unsure; Major = Theater	0	0.00%
Where = Wichita State University; Major = Psychology	0	0.00%
Total	9	100.00%

**Graduation Survey
May 2009
BS Business Administration**

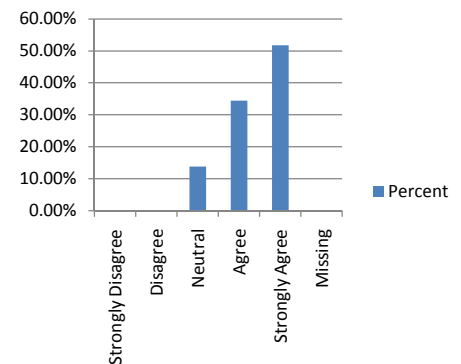
1. I received quality instruction in my general education courses.

Reponses	Frequency	Percent
Strongly Disagree	0	0.00%
Disagree	0	0.00%
Neutral	1	3.45%
Agree	13	44.83%
Strongly Agree	15	51.72%
Agree + Strongly Agree	28	96.55%
Total Valid	29	100.00%
Missing	0	0.00%
Total	29	100.00%



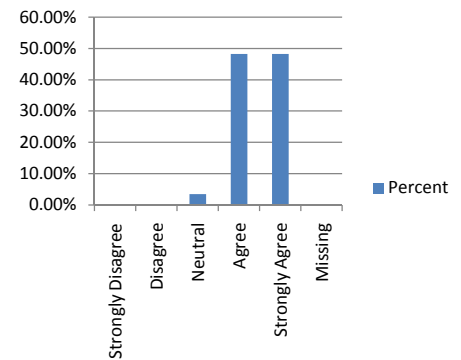
2. I received quality instruction in courses within my major.

Reponses	Frequency	Percent
Strongly Disagree	0	0.00%
Disagree	0	0.00%
Neutral	4	13.79%
Agree	10	34.48%
Strongly Agree	15	51.72%
Agree + Strongly Agree	25	86.21%
Total Valid	29	100.00%
Missing	0	0.00%
Total	29	100.00%



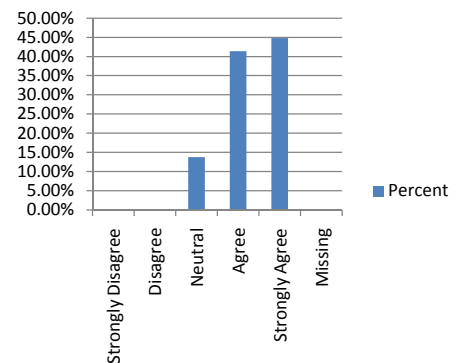
3. I am able to apply what I learned at RSU to my current experiences.

Reponses	Frequency	Percent
Strongly Disagree	0	0.00%
Disagree	0	0.00%
Neutral	1	3.45%
Agree	14	48.28%
Strongly Agree	14	48.28%
Agree + Strongly Agree	28	96.55%
Total Valid	29	100.00%
Missing	0	0.00%
Total	29	100.00%



4. I believe that RSU meets the educational needs of its students.

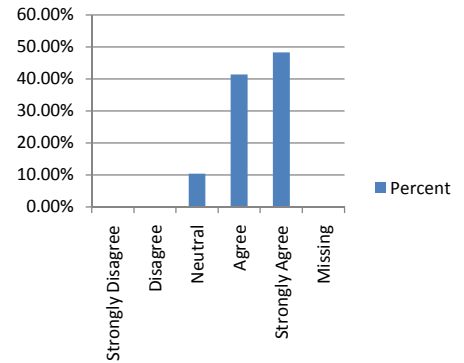
Reponses	Frequency	Percent
Strongly Disagree	0	0.00%
Disagree	0	0.00%
Neutral	4	13.79%
Agree	12	41.38%
Strongly Agree	13	44.83%
Agree + Strongly Agree	25	86.21%
Total Valid	29	100.00%
Missing	0	0.00%
Total	29	100.00%



**Graduation Survey
May 2009
BS Business Administration**

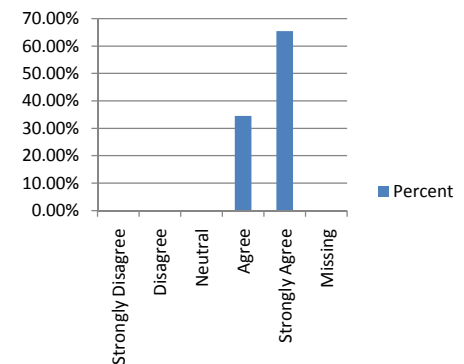
5. I believe RSU serves the educational needs of NE Oklahoma.

Reponses	Frequency	Percent
Strongly Disagree	0	0.00%
Disagree	0	0.00%
Neutral	3	10.34%
Agree	12	41.38%
Strongly Agree	14	48.28%
Agree + Strongly Agree	26	89.66%
Total Valid	29	100.00%
Missing	0	0.00%
Total	29	100.00%



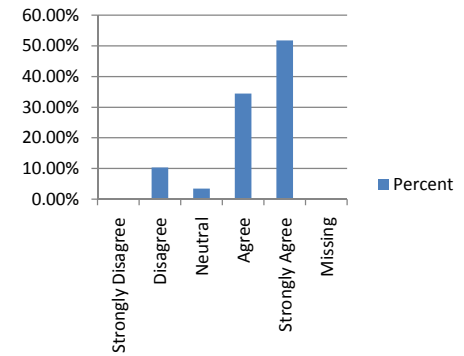
6. I believe I am competent in written and oral communication, scientific reasoning, and critical thinking.

Reponses	Frequency	Percent
Strongly Disagree	0	0.00%
Disagree	0	0.00%
Neutral	0	0.00%
Agree	10	34.48%
Strongly Agree	19	65.52%
Agree + Strongly Agree	29	100.00%
Total Valid	29	100.00%
Missing	0	0.00%
Total	29	100.00%



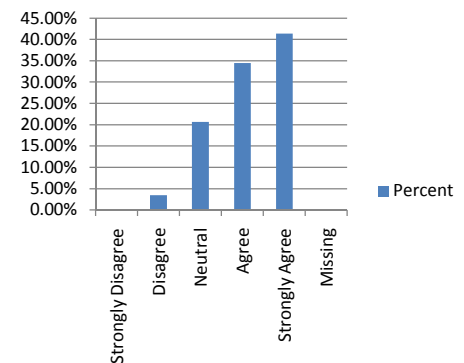
7. I believe that since attending RSU I can make better life and career decisions.

Reponses	Frequency	Percent
Strongly Disagree	0	0.00%
Disagree	3	10.34%
Neutral	1	3.45%
Agree	10	34.48%
Strongly Agree	15	51.72%
Agree + Strongly Agree	25	86.21%
Total Valid	29	100.00%
Missing	0	0.00%
Total	29	100.00%



8. I believe that I have a greater appreciation of diversity in terms of race, class, ethnicity, gender, religion, and/or nationality.

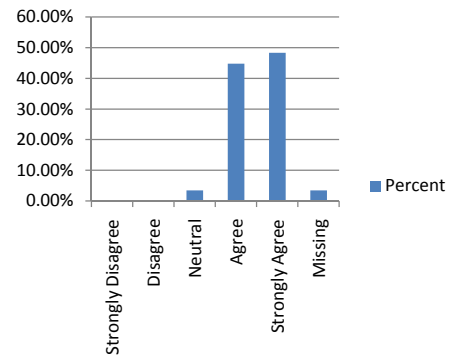
Reponses	Frequency	Percent
Strongly Disagree	0	0.00%
Disagree	1	3.45%
Neutral	6	20.69%
Agree	10	34.48%
Strongly Agree	12	41.38%
Agree + Strongly Agree	22	75.86%
Total Valid	29	100.00%
Missing	0	0.00%
Total	29	100.00%



**Graduation Survey
May 2009
BS Business Administration**

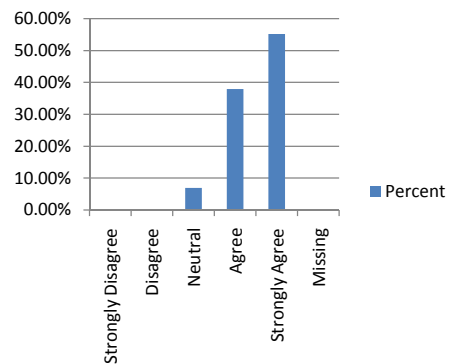
9. I believe that the educational goals I set for myself at RSU were met.

Reponses	Frequency	Percent
Strongly Disagree	0	0.00%
Disagree	0	0.00%
Neutral	1	3.45%
Agree	13	44.83%
Strongly Agree	14	48.28%
Agree + Strongly Agree	27	93.10%
Total Valid	28	96.55%
Missing	1	3.45%
Total	29	100.00%



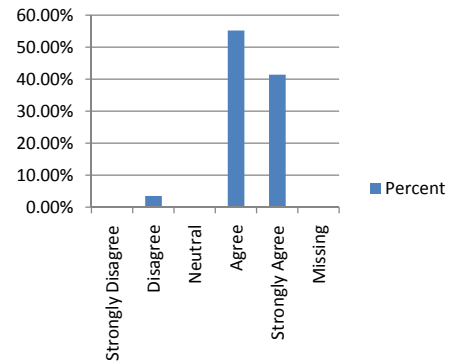
10. Overall, I am satisfied with the instruction I received at RSU.

Reponses	Frequency	Percent
Strongly Disagree	0	0.00%
Disagree	0	0.00%
Neutral	2	6.90%
Agree	11	37.93%
Strongly Agree	16	55.17%
Agree + Strongly Agree	27	93.10%
Total Valid	29	100.00%
Missing	0	0.00%
Total	29	100.00%



11. Faculty show a high degree of interest in student learning.

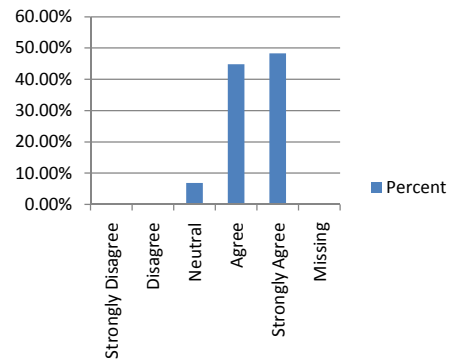
Reponses	Frequency	Percent
Strongly Disagree	0	0.00%
Disagree	1	3.45%
Neutral	0	0.00%
Agree	16	55.17%
Strongly Agree	12	41.38%
Agree + Strongly Agree	28	96.55%
Total Valid	29	100.00%
Missing	0	0.00%
Total	29	100.00%



**Graduation Survey
May 2009
BS Business Administration**

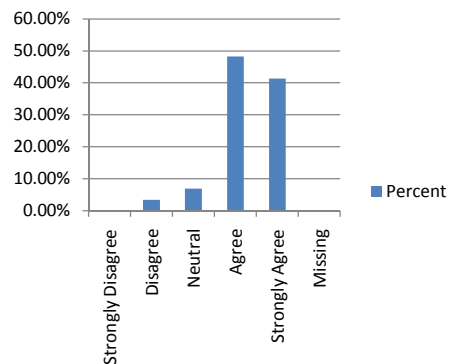
12. Faculty teaching general education courses were well prepared for the courses they taught.

Reponses	Frequency	Percent
Strongly Disagree	0	0.00%
Disagree	0	0.00%
Neutral	2	6.90%
Agree	13	44.83%
Strongly Agree	14	48.28%
Agree + Strongly Agree	27	93.10%
Total Valid	29	100.00%
Missing	0	0.00%
Total	29	100.00%



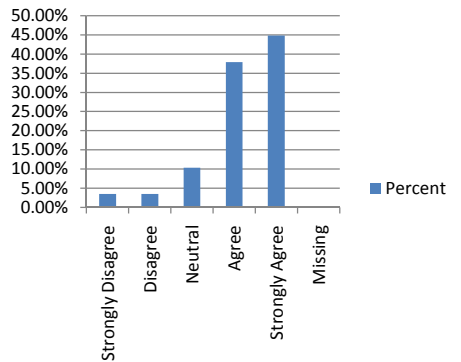
13. Faculty teaching courses in my major were well prepared for the courses they taught.

Reponses	Frequency	Percent
Strongly Disagree	0	0.00%
Disagree	1	3.45%
Neutral	2	6.90%
Agree	14	48.28%
Strongly Agree	12	41.38%
Agree + Strongly Agree	26	89.66%
Total Valid	29	100.00%
Missing	0	0.00%
Total	29	100.00%



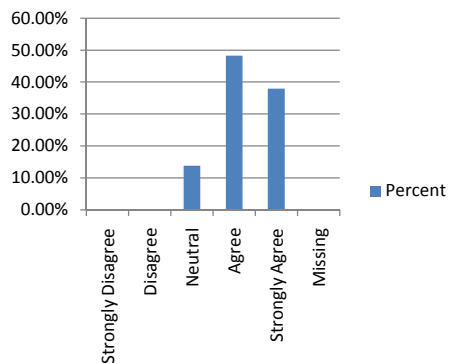
14. Faculty were available during their office hours.

Reponses	Frequency	Percent
Strongly Disagree	1	3.45%
Disagree	1	3.45%
Neutral	3	10.34%
Agree	11	37.93%
Strongly Agree	13	44.83%
Agree + Strongly Agree	24	82.76%
Total Valid	29	100.00%
Missing	0	0.00%
Total	29	100.00%



15. Faculty teaching general education courses demonstrated a concern for my progress.

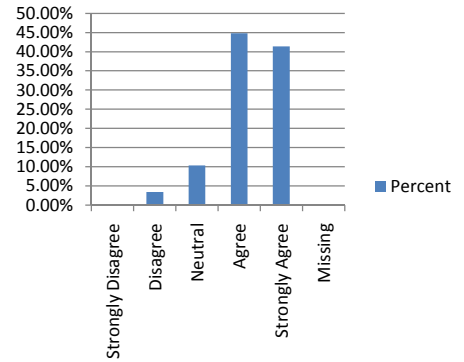
Reponses	Frequency	Percent
Strongly Disagree	0	0.00%
Disagree	0	0.00%
Neutral	4	13.79%
Agree	14	48.28%
Strongly Agree	11	37.93%
Agree + Strongly Agree	25	86.21%
Total Valid	29	100.00%
Missing	0	0.00%
Total	29	100.00%



**Graduation Survey
May 2009
BS Business Administration**

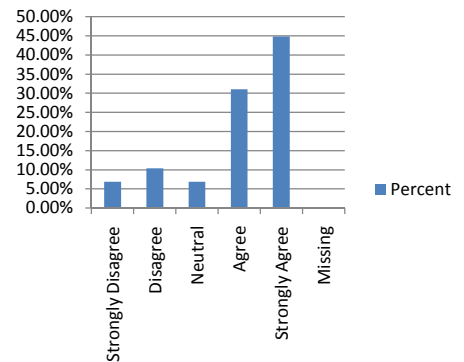
16. Faculty teaching courses in my major demonstrated a concern for my progress.

Reponses	Frequency	Percent
Strongly Disagree	0	0.00%
Disagree	1	3.45%
Neutral	3	10.34%
Agree	13	44.83%
Strongly Agree	12	41.38%
Agree + Strongly Agree	25	86.21%
Total Valid	29	100.00%
Missing	0	0.00%
Total	29	100.00%



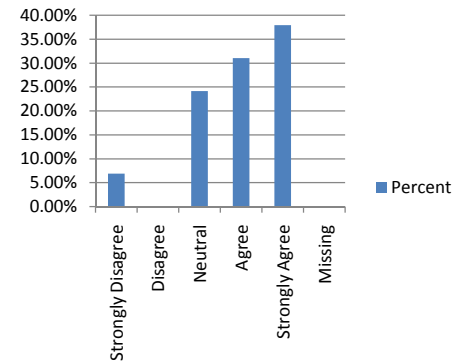
17. My faculty/academic advisor was available.

Reponses	Frequency	Percent
Strongly Disagree	2	6.90%
Disagree	3	10.34%
Neutral	2	6.90%
Agree	9	31.03%
Strongly Agree	13	44.83%
Agree + Strongly Agree	22	75.86%
Total Valid	29	100.00%
Missing	0	0.00%
Total	29	100.00%



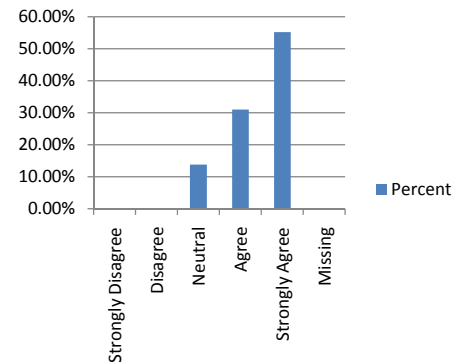
18. My faculty/academic advisor guided me toward my academic and career goals.

Reponses	Frequency	Percent
Strongly Disagree	2	6.90%
Disagree	0	0.00%
Neutral	7	24.14%
Agree	9	31.03%
Strongly Agree	11	37.93%
Agree + Strongly Agree	20	68.97%
Total Valid	29	100.00%
Missing	0	0.00%
Total	29	100.00%



19. Smaller course sizes (25 or fewer) increased my ability to learn.

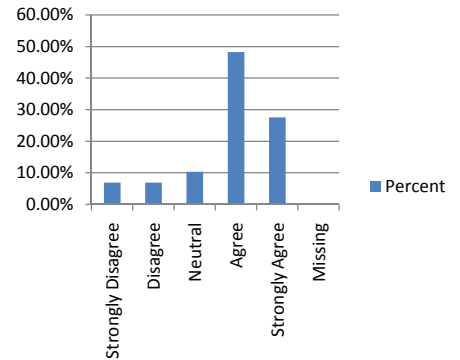
Reponses	Frequency	Percent
Strongly Disagree	0	0.00%
Disagree	0	0.00%
Neutral	4	13.79%
Agree	9	31.03%
Strongly Agree	16	55.17%
Agree + Strongly Agree	25	86.21%
Total Valid	29	100.00%
Missing	0	0.00%
Total	29	100.00%



**Graduation Survey
May 2009
BS Business Administration**

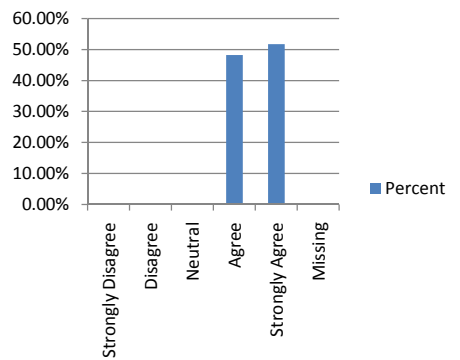
20. Courses were generally scheduled in a time frame that met my needs.

Reponses	Frequency	Percent
Strongly Disagree	2	6.90%
Disagree	2	6.90%
Neutral	3	10.34%
Agree	14	48.28%
Strongly Agree	8	27.59%
Agree + Strongly Agree	22	75.86%
Total Valid	29	100.00%
Missing	0	0.00%
Total	29	100.00%



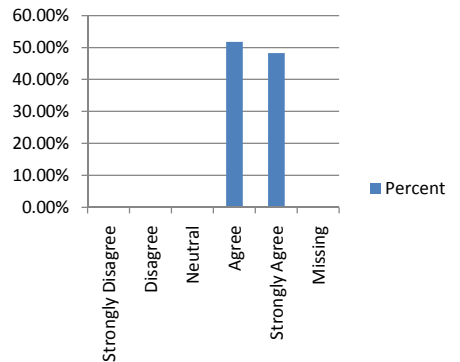
21. Grading and evaluation methods were fair and reflected my learning.

Reponses	Frequency	Percent
Strongly Disagree	0	0.00%
Disagree	0	0.00%
Neutral	0	0.00%
Agree	14	48.28%
Strongly Agree	15	51.72%
Agree + Strongly Agree	29	100.00%
Total Valid	29	100.00%
Missing	0	0.00%
Total	29	100.00%



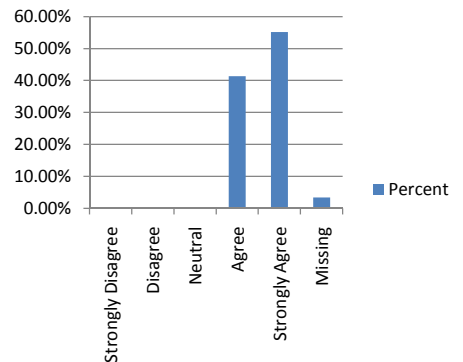
22. The course descriptions in the Bulletin adequately described the courses.

Reponses	Frequency	Percent
Strongly Disagree	0	0.00%
Disagree	0	0.00%
Neutral	0	0.00%
Agree	15	51.72%
Strongly Agree	14	48.28%
Agree + Strongly Agree	29	100.00%
Total Valid	29	100.00%
Missing	0	0.00%
Total	29	100.00%



23. Electronic course supplements were appropriate for the courses being taught.

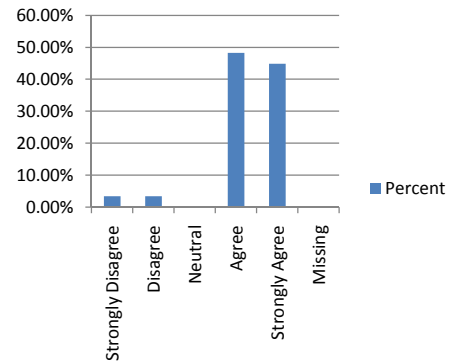
Reponses	Frequency	Percent
Strongly Disagree	0	0.00%
Disagree	0	0.00%
Neutral	0	0.00%
Agree	12	41.38%
Strongly Agree	16	55.17%
Agree + Strongly Agree	28	96.55%
Total Valid	28	96.55%
Missing	1	3.45%
Total	29	100.00%



**Graduation Survey
May 2009
BS Business Administration**

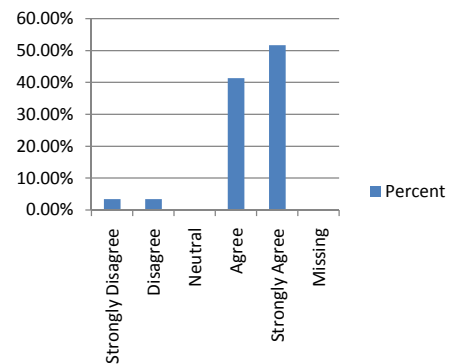
24. Considering what I now know, I would attend RSU again.

Reponses	Frequency	Percent
Strongly Disagree	1	3.45%
Disagree	1	3.45%
Neutral	0	0.00%
Agree	14	48.28%
Strongly Agree	13	44.83%
Agree + Strongly Agree	27	93.10%
Total Valid	29	100.00%
Missing	0	0.00%
Total	29	100.00%



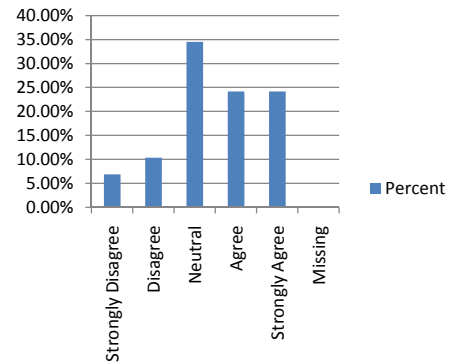
25. I would encourage my family and friends to attend RSU.

Reponses	Frequency	Percent
Strongly Disagree	1	3.45%
Disagree	1	3.45%
Neutral	0	0.00%
Agree	12	41.38%
Strongly Agree	15	51.72%
Agree + Strongly Agree	27	93.10%
Total Valid	29	100.00%
Missing	0	0.00%
Total	29	100.00%



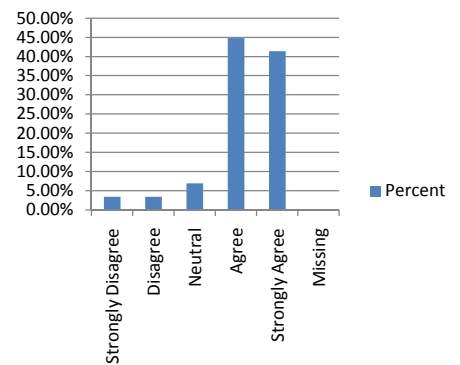
26. The Career Placement Service was helpful.

Reponses	Frequency	Percent
Strongly Disagree	2	6.90%
Disagree	3	10.34%
Neutral	10	34.48%
Agree	7	24.14%
Strongly Agree	7	24.14%
Agree + Strongly Agree	14	48.28%
Total Valid	29	100.00%
Missing	0	0.00%
Total	29	100.00%



27. Overall, my student life experiences at RSU were positive.

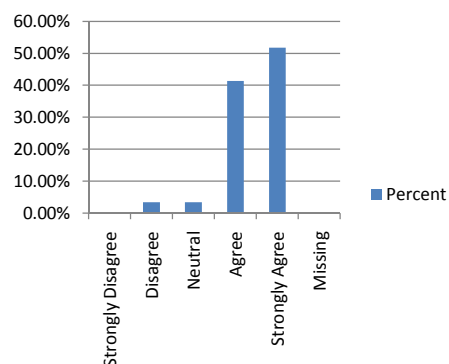
Reponses	Frequency	Percent
Strongly Disagree	1	3.45%
Disagree	1	3.45%
Neutral	2	6.90%
Agree	13	44.83%
Strongly Agree	12	41.38%
Agree + Strongly Agree	25	86.21%
Total Valid	29	100.00%
Missing	0	0.00%
Total	29	100.00%



**Graduation Survey
May 2009
BS Business Administration**

28. Overall, I am satisfied with the entire educational experience at RSU.

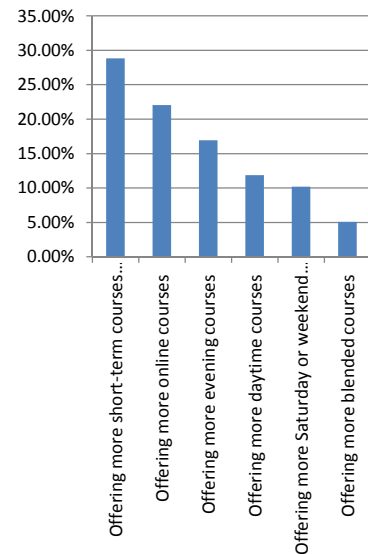
Reponses	Frequency	Percent
Strongly Disagree	0	0.00%
Disagree	1	3.45%
Neutral	1	3.45%
Agree	12	41.38%
Strongly Agree	15	51.72%
Agree + Strongly Agree	27	93.10%
Total Valid	29	100.00%
Missing	0	0.00%
Total	29	100.00%



**Graduation Survey
May 2009
BS Business Administration**

29. RSU could improve the educational programs to better meet my needs by: (check all that apply)

Reponses	Frequency	Percent
Offering more short-term courses (example: 4 or 8 weeks)	17	28.81%
Offering more online courses	13	22.03%
Offering more evening courses	10	16.95%
Offering more daytime courses	7	11.86%
Offering more Saturday or weekend courses	6	10.17%
Offering more blended courses	3	5.08%
Get teaching programs	0	0.00%
Make sure the instructor is actually "teaching" the assigned subject.	0	0.00%
Offering nursing program that goes straight through to bsn.	0	0.00%
Improvement of science labs (facilities and equipment)	0	0.00%
Offering more majors	0	0.00%
Knowing that there is now an Elementary Education BA degree program on your campus. It is not even in the list below.	0	0.00%
Having a variety of teachers teaching the courses instead of just two for the major	0	0.00%
More medical/molecular classes	0	0.00%
Some classes have not been offered at all! i.e. Values and Ethics has not been offered for the past 2 years!!	1	1.69%
More than just one time slot available for courses	0	0.00%
I don't think assignments should be given out over break or a week before finals...it takes away from taking a chance to relax and/or study for finals!	0	0.00%
More upper division med/molecular classes	0	0.00%
Offering more of the junior and senior level courses every semester.	1	1.69%
Offer CJA classes more often	0	0.00%
Having a class offered year round especially in the biology department	0	0.00%
Offer more psychology courses in general. RSU needs to hire more faculty.	0	0.00%
Offering more two day classes (MW or TR)	0	0.00%
Offering courses applicable to nursing students on Wed-Fri in order to comply with their required clinical days.	0	0.00%
Photography courses during the day.	0	0.00%
Accept more CLEP tests. Advertise CLEP and advanced standing tests more.	0	0.00%
What about Elementary education for ?	0	0.00%
Offering more courses during the summer term for Criminal Justice students	0	0.00%
RSU needs better career placement & the academic advisors were not helpful.	1	1.69%
Better counseling as what classes to take, before taking another one.	0	0.00%
Changes in Internship policy	0	0.00%
Total	59	100.00%



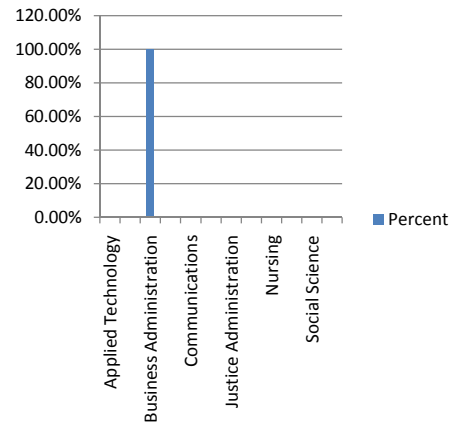
**Graduation Survey
May 2009
BS Business Administration**

30. My major of study is: (Bachelor degree)

Reponses

Applied Technology	
Biology	
Business Administration	
Business Information Technology	
Communications	
Community Counseling	
Justice Administration	
Liberal Arts	
Nursing	
Organizational Leadership	
Social Science	
Visual Arts	
Total	

Frequency	Percent
0	0.00%
0	0.00%
29	100.00%
0	0.00%
0	0.00%
0	0.00%
0	0.00%
0	0.00%
0	0.00%
0	0.00%
0	0.00%
0	0.00%
29	100.00%

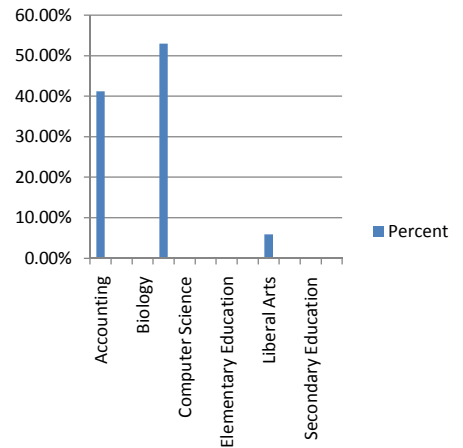


31. My major of study is: (Associate in Arts or Science)

Reponses

Accounting	
Art	
Biology	
Business Administration	
Computer Science	
Criminal Justice Studies	
Elementary Education	
Legal Assisting	
Liberal Arts	
Physical Science	
Secondary Education	
Social Science	
Total	

Frequency	Percent
7	41.18%
0	0.00%
0	0.00%
9	52.94%
0	0.00%
0	0.00%
0	0.00%
0	0.00%
1	5.88%
0	0.00%
0	0.00%
0	0.00%
17	100.00%

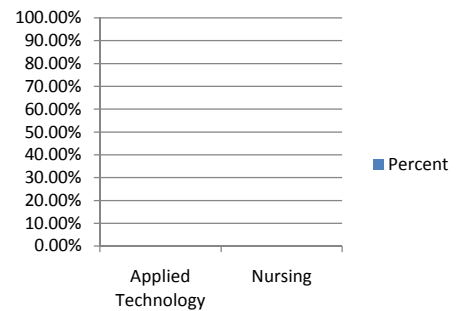


32. My major of study is: (Associate in Applied Science)

Reponses

Applied Technology	
Nursing	
Total	

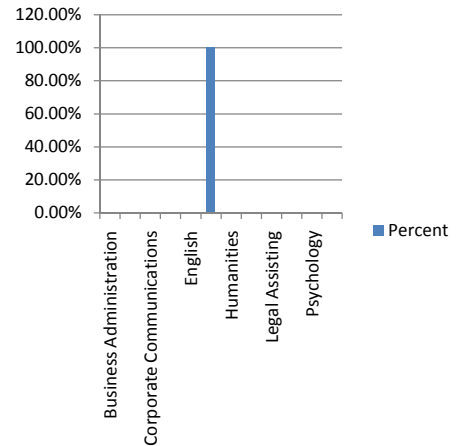
Frequency	Percent
0	0.00%
0	0.00%
0	0.00%



**Graduation Survey
May 2009
BS Business Administration**

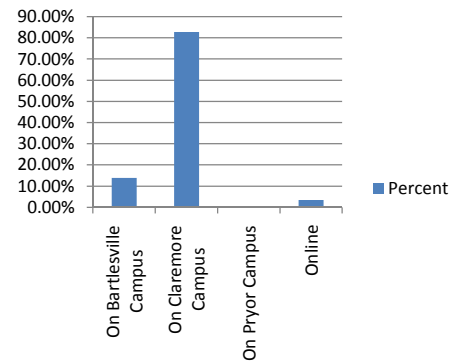
33. My minor is (applicable to bachelor's degree graduates only):

Reponses	Frequency	Percent
Business Administration	0	0.00%
Computer Science	0	0.00%
Corporate Communications	0	0.00%
Criminal Justice-COP	0	0.00%
English	0	0.00%
History	2	100.00%
Humanities	0	0.00%
Justice Administration	0	0.00%
Legal Assisting	0	0.00%
Political Science	0	0.00%
Psychology	0	0.00%
Sociology	0	0.00%
Total	2	100.00%



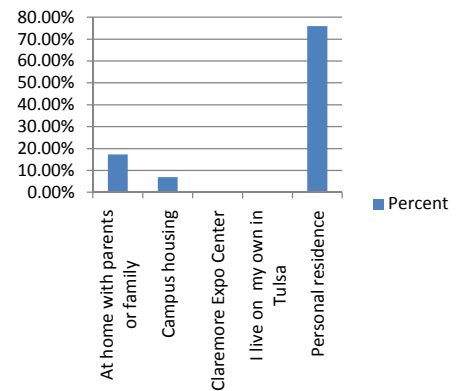
34. Most of my courses have been (Please mark one):

Reponses	Frequency	Percent
On Bartlesville Campus	4	13.79%
On Claremore Campus	24	82.76%
On Pryor Campus	0	0.00%
Online	1	3.45%
Total	29	100.00%



35. My residence during MOST of my education at RSU was:

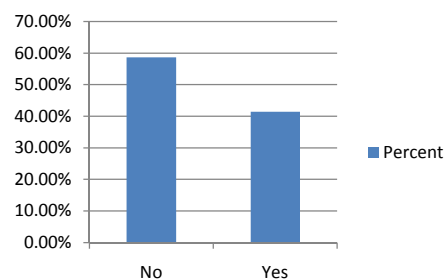
Reponses	Frequency	Percent
At home with parents or family	5	17.24%
Campus housing	2	6.90%
Claremore Expo Center	0	0.00%
I live on my own in Tulsa	0	0.00%
Personal residence	22	75.86%
Total	29	100.00%



**Graduation Survey
May 2009
BS Business Administration**

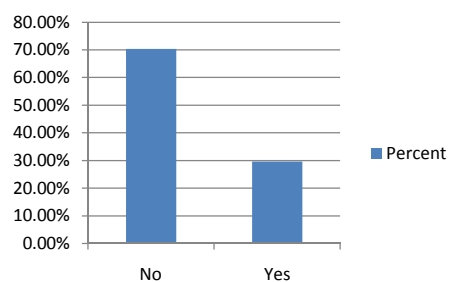
36. Are you the first person in your family to graduate with a Bachelor's degree?

Reponses	Frequency	Percent
No	17	58.62%
Yes	12	41.38%
Total	29	100.00%



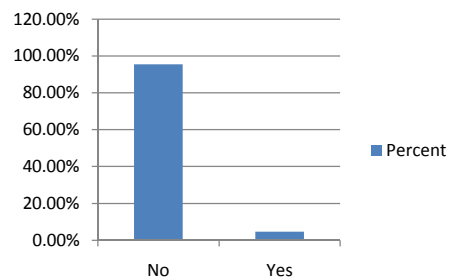
37. Are you the first person in your family to graduate with an Associate in Arts or Science degree?

Reponses	Frequency	Percent
No	19	70.37%
Yes	8	29.63%
Total	27	100.00%



38. Are you the first person in your family to graduate with an Associate in Applied Science degree?

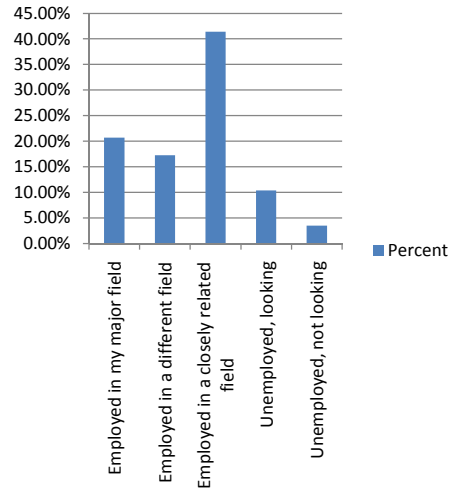
Reponses	Frequency	Percent
No	21	95.45%
Yes	1	4.55%
Total	22	100.00%



**Graduation Survey
May 2009
BS Business Administration**

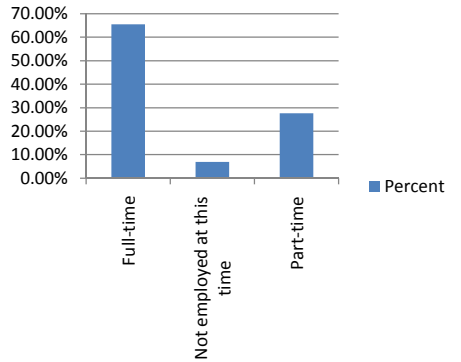
39. I am currently:

Reponses	Frequency	Percent
Employed in my major field	6	20.69%
Employed in a different field	5	17.24%
Employed in a closely related field	12	41.38%
Unemployed, looking	3	10.34%
Unemployed, not looking	1	3.45%
Rogers State University	0	0.00%
Cameron University	0	0.00%
University of Oklahoma	1	3.45%
NSU	0	0.00%
University of Oklahoma College of Pharmacy	0	0.00%
University of Tulsa	0	0.00%
Another Insitution	0	0.00%
At OSU and I am currently employed in my major field of study.	1	3.45%
Cameron University - Claremore Campus	0	0.00%
Florida Coastal Law School	0	0.00%
NOC	0	0.00%
Northeastern State University, Broken Arrow	0	0.00%
OSU-Tulsa	0	0.00%
Physical Therapy program	0	0.00%
TCC/OSU Tulsa	0	0.00%
Wichita State University	0	0.00%
Total	29	100.00%



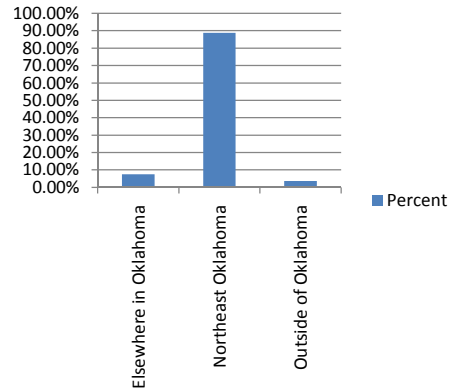
40. I am employed:

Reponses	Frequency	Percent
Full-time	19	65.52%
Not employed at this time	2	6.90%
Part-time	8	27.59%
Total	29	100.00%



41. I am employed in:

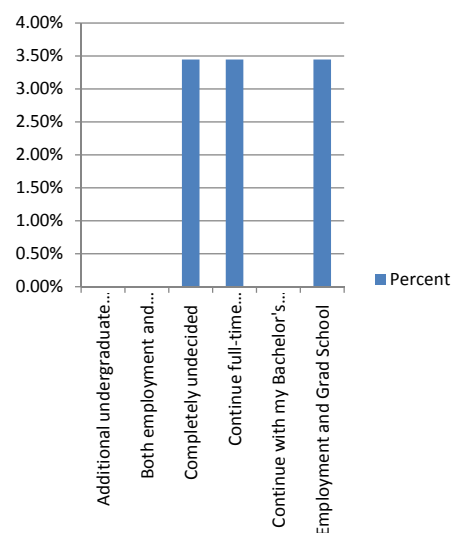
Reponses	Frequency	Percent
Elsewhere in Oklahoma	2	7.41%
Northeast Oklahoma	24	88.89%
Outside of Oklahoma	1	3.70%
Total	27	100.00%



**Graduation Survey
May 2009
BS Business Administration**

42. My PRINCIPAL activity upon graduation MOST LIKELY will be:

Reponses	Frequency	Percent
Additional undergraduate coursework	0	0.00%
Both employment and graduate school part time	0	0.00%
Completely undecided	1	3.45%
Continue full-time employment, military, continue gra	1	3.45%
Continue with my Bachelor's elsewhere. Somewhere r	0	0.00%
Employment and Grad School	1	3.45%
Employment full-time while continuing my education ;	0	0.00%
Employment, full-time and continuing to get my bache	0	0.00%
Employment, full-time paid	21	72.41%
Employment, part-time paid	0	0.00%
Graduate or professional school, full-time	2	6.90%
Graduate or professional school, part-time	0	0.00%
I plan on working and continuing on with school	0	0.00%
Maternity leave and then employment full time	0	0.00%
Military Service	1	3.45%
Physical therapy assistant program; hopefully graduat	0	0.00%
Seek a different degree (Business is not good right now	1	3.45%
Starting or raising a family	1	3.45%
Total	29	100.00%



**Graduation Survey
May 2009
BS Business Administration**

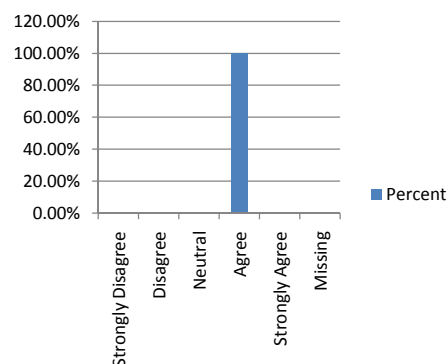
43. If you selected Graduate or Professional School in the previous question whether full or part-time, please list where and your major.

Responses	Frequency	Percent
Where = University of Oklahoma; Major = Law	1	14.29%
Where = Arkansas; Major = BIT	0	0.00%
Where = Bartlesville Small Animal Hospital ; Major = Biological Science Medical/Molecular	0	0.00%
Where = Jacksonville, Florida; Major = Law	0	0.00%
Where = Kansas State University ; Major = Communicatons	0	0.00%
Where = Law school; Major = Sociology	0	0.00%
Where = NOC; Major = Registered Nurse	0	0.00%
Where = NSU BA; Major = Accounting and Finance	1	14.29%
Where = NSU or RSU undecided on this ; Major = Community Counseling	0	0.00%
Where = NSU; Major = MBA	1	14.29%
Where = Oklahoma State University Health Sciences in Tulsa; Major = Forensic Science	0	0.00%
Where = Oklahoma University; Major = Nursing	0	0.00%
Where = OSU Medical School; Major = D.O. (Medicine)	0	0.00%
Where = OSU Tulsa; Major = Accounting	1	14.29%
Where = OSU Tulsa; Major = Business Admin	1	14.29%
Where = OSU Tulsa; Major = Community Counseling	0	0.00%
Where = OSU Tulsa; Major = MBA	1	14.29%
Where = OU Tulsa; Major = Human Relations	0	0.00%
Where = OU Tulsa; Major = Occupational Therapy	0	0.00%
Where = OU; Major = Pharmacy	0	0.00%
Where = Rogers State University; Major = Liberal Arts	0	0.00%
Where = RSU; Major = Bachelor's in Nursing	0	0.00%
Where = still looking; Major = MBA	1	14.29%
Where = TCC for PTA; OU Schusterman for Physical Therapy	0	0.00%
Where = Tulsa University; Major = Geology	0	0.00%
Where = University of Oklahoma College of Pharmacy; Major = PharmD	0	0.00%
Where = University of Oklahoma, Tulsa Campus; Major = Masters in Occupational Therapy	0	0.00%
Where = University of Oklahoma; Major = Pharmacy (Pharm. D.)	0	0.00%
Where = University of Oklahoma; Major = Physicians Assistant Program	0	0.00%
Where = University of Tulsa; Major = Biology	0	0.00%
Where = University of Tulsa; Major = English	0	0.00%
Where = unsure; Major = Theater	0	0.00%
Where = Wichita State University; Major = Psychology	0	0.00%
Total	7	100.00%

**Graduation Survey
May 2009
BS Business Information Technology**

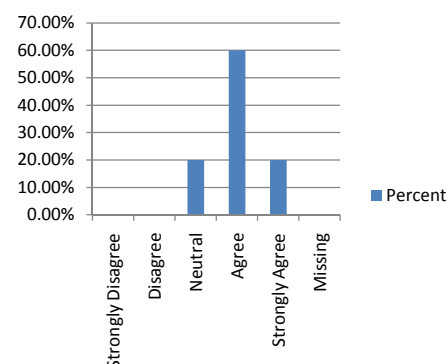
1. I received quality instruction in my general education courses.

Reponses	Frequency	Percent
Strongly Disagree	0	0.00%
Disagree	0	0.00%
Neutral	0	0.00%
Agree	5	100.00%
Strongly Agree	0	0.00%
Agree + Strongly Agree	5	100.00%
Total Valid	5	100.00%
Missing	0	0.00%
Total	5	100.00%



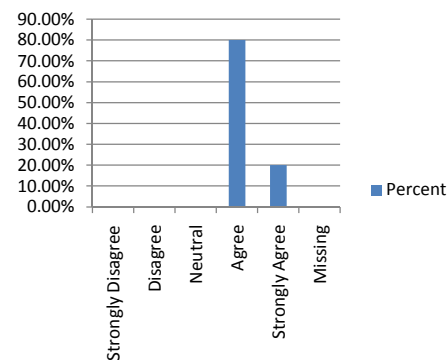
2. I received quality instruction in courses within my major.

Reponses	Frequency	Percent
Strongly Disagree	0	0.00%
Disagree	0	0.00%
Neutral	1	20.00%
Agree	3	60.00%
Strongly Agree	1	20.00%
Agree + Strongly Agree	4	80.00%
Total Valid	5	100.00%
Missing	0	0.00%
Total	5	100.00%



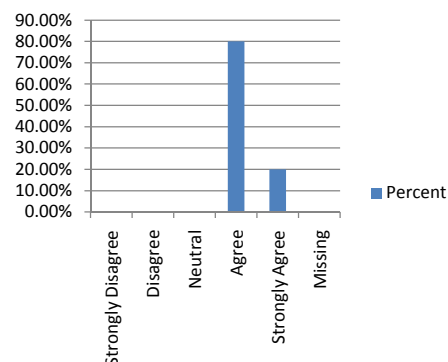
3. I am able to apply what I learned at RSU to my current experiences.

Reponses	Frequency	Percent
Strongly Disagree	0	0.00%
Disagree	0	0.00%
Neutral	0	0.00%
Agree	4	80.00%
Strongly Agree	1	20.00%
Agree + Strongly Agree	5	100.00%
Total Valid	5	100.00%
Missing	0	0.00%
Total	5	100.00%



4. I believe that RSU meets the educational needs of its students.

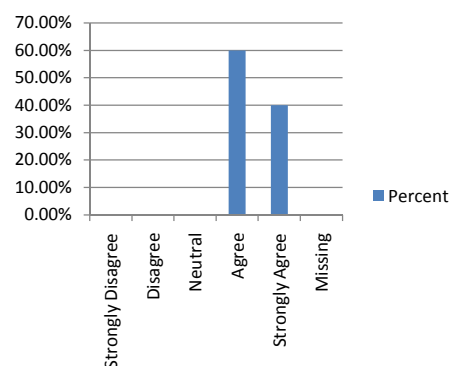
Reponses	Frequency	Percent
Strongly Disagree	0	0.00%
Disagree	0	0.00%
Neutral	0	0.00%
Agree	4	80.00%
Strongly Agree	1	20.00%
Agree + Strongly Agree	5	100.00%
Total Valid	5	100.00%
Missing	0	0.00%
Total	5	100.00%



**Graduation Survey
May 2009
BS Business Information Technology**

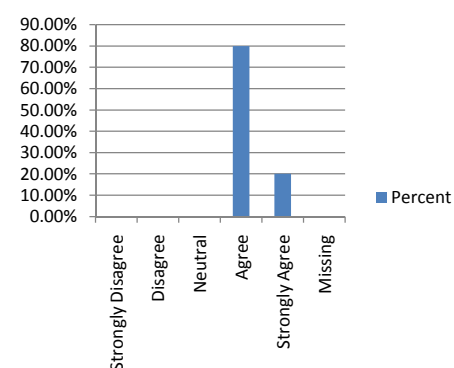
5. I believe RSU serves the educational needs of NE Oklahoma.

Reponses	Frequency	Percent
Strongly Disagree	0	0.00%
Disagree	0	0.00%
Neutral	0	0.00%
Agree	3	60.00%
Strongly Agree	2	40.00%
Agree + Strongly Agree	5	100.00%
Total Valid	5	100.00%
Missing	0	0.00%
Total	5	100.00%



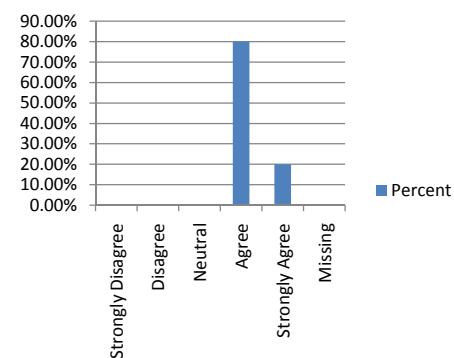
6. I believe I am competent in written and oral communication, scientific reasoning, and critical thinking.

Reponses	Frequency	Percent
Strongly Disagree	0	0.00%
Disagree	0	0.00%
Neutral	0	0.00%
Agree	4	80.00%
Strongly Agree	1	20.00%
Agree + Strongly Agree	5	100.00%
Total Valid	5	100.00%
Missing	0	0.00%
Total	5	100.00%



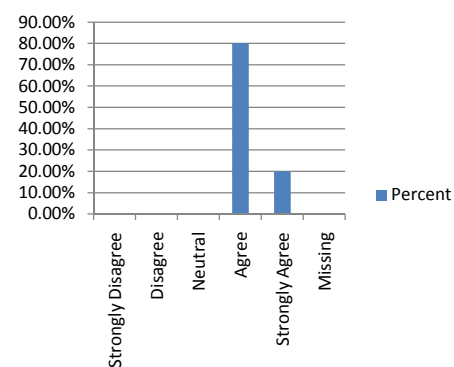
7. I believe that since attending RSU I can make better life and career decisions.

Reponses	Frequency	Percent
Strongly Disagree	0	0.00%
Disagree	0	0.00%
Neutral	0	0.00%
Agree	4	80.00%
Strongly Agree	1	20.00%
Agree + Strongly Agree	5	100.00%
Total Valid	5	100.00%
Missing	0	0.00%
Total	5	100.00%



8. I believe that I have a greater appreciation of diversity in terms of race, class, ethnicity, gender, religion, and/or nationality.

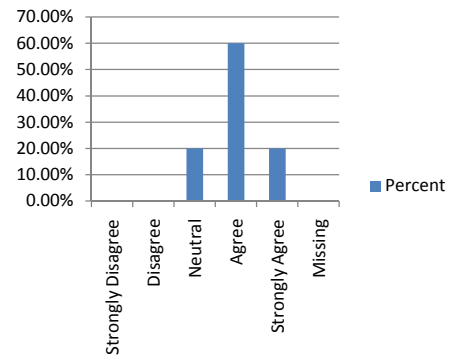
Reponses	Frequency	Percent
Strongly Disagree	0	0.00%
Disagree	0	0.00%
Neutral	0	0.00%
Agree	4	80.00%
Strongly Agree	1	20.00%
Agree + Strongly Agree	5	100.00%
Total Valid	5	100.00%
Missing	0	0.00%
Total	5	100.00%



Graduation Survey
May 2009
BS Business Information Technology

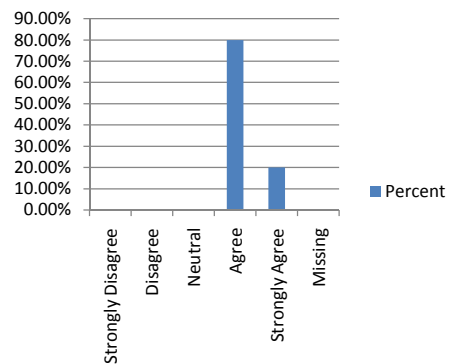
9. I believe that the educational goals I set for myself at RSU were met.

Reponses	Frequency	Percent
Strongly Disagree	0	0.00%
Disagree	0	0.00%
Neutral	1	20.00%
Agree	3	60.00%
Strongly Agree	1	20.00%
Agree + Strongly Agree	4	80.00%
Total Valid	5	100.00%
Missing	0	0.00%
Total	5	100.00%



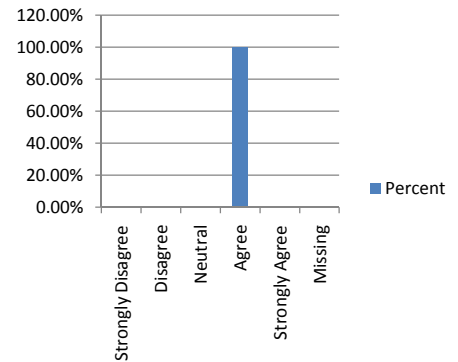
10. Overall, I am satisfied with the instruction I received at RSU.

Reponses	Frequency	Percent
Strongly Disagree	0	0.00%
Disagree	0	0.00%
Neutral	0	0.00%
Agree	4	80.00%
Strongly Agree	1	20.00%
Agree + Strongly Agree	5	100.00%
Total Valid	5	100.00%
Missing	0	0.00%
Total	5	100.00%



11. Faculty show a high degree of interest in student learning.

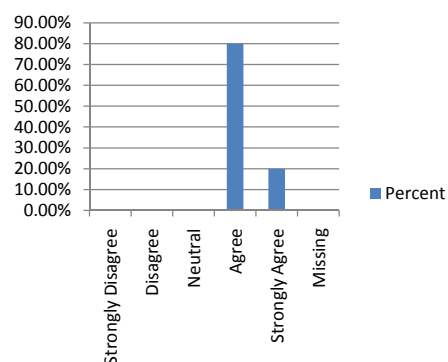
Reponses	Frequency	Percent
Strongly Disagree	0	0.00%
Disagree	0	0.00%
Neutral	0	0.00%
Agree	5	100.00%
Strongly Agree	0	0.00%
Agree + Strongly Agree	5	100.00%
Total Valid	5	100.00%
Missing	0	0.00%
Total	5	100.00%



**Graduation Survey
May 2009
BS Business Information Technology**

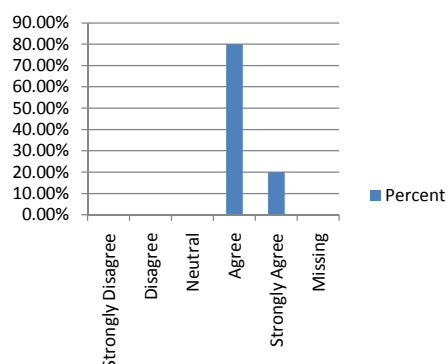
12. Faculty teaching general education courses were well prepared for the courses they taught.

Reponses	Frequency	Percent
Strongly Disagree	0	0.00%
Disagree	0	0.00%
Neutral	0	0.00%
Agree	4	80.00%
Strongly Agree	1	20.00%
Agree + Strongly Agree	5	100.00%
Total Valid	5	100.00%
Missing	0	0.00%
Total	5	100.00%



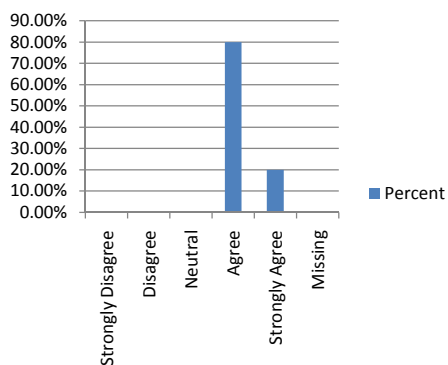
13. Faculty teaching courses in my major were well prepared for the courses they taught.

Reponses	Frequency	Percent
Strongly Disagree	0	0.00%
Disagree	0	0.00%
Neutral	0	0.00%
Agree	4	80.00%
Strongly Agree	1	20.00%
Agree + Strongly Agree	5	100.00%
Total Valid	5	100.00%
Missing	0	0.00%
Total	5	100.00%



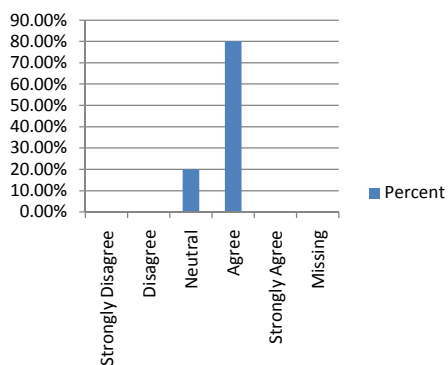
14. Faculty were available during their office hours.

Reponses	Frequency	Percent
Strongly Disagree	0	0.00%
Disagree	0	0.00%
Neutral	0	0.00%
Agree	4	80.00%
Strongly Agree	1	20.00%
Agree + Strongly Agree	5	100.00%
Total Valid	5	100.00%
Missing	0	0.00%
Total	5	100.00%



15. Faculty teaching general education courses demonstrated a concern for my progress.

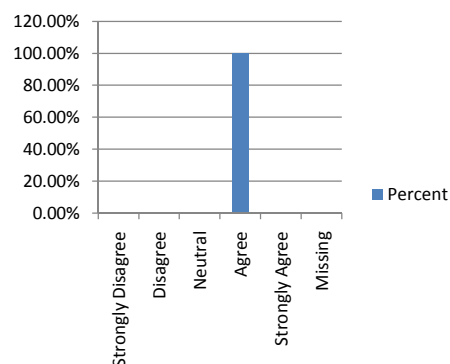
Reponses	Frequency	Percent
Strongly Disagree	0	0.00%
Disagree	0	0.00%
Neutral	1	20.00%
Agree	4	80.00%
Strongly Agree	0	0.00%
Agree + Strongly Agree	4	80.00%
Total Valid	5	100.00%
Missing	0	0.00%
Total	5	100.00%



**Graduation Survey
May 2009
BS Business Information Technology**

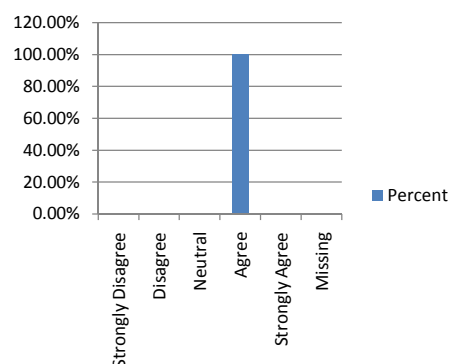
16. Faculty teaching courses in my major demonstrated a concern for my progress.

Reponses	Frequency	Percent
Strongly Disagree	0	0.00%
Disagree	0	0.00%
Neutral	0	0.00%
Agree	5	100.00%
Strongly Agree	0	0.00%
Agree + Strongly Agree	5	100.00%
Total Valid	5	100.00%
Missing	0	0.00%
Total	5	100.00%



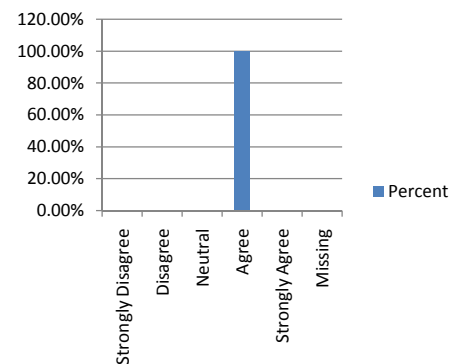
17. My faculty/academic advisor was available.

Reponses	Frequency	Percent
Strongly Disagree	0	0.00%
Disagree	0	0.00%
Neutral	0	0.00%
Agree	5	100.00%
Strongly Agree	0	0.00%
Agree + Strongly Agree	5	100.00%
Total Valid	5	100.00%
Missing	0	0.00%
Total	5	100.00%



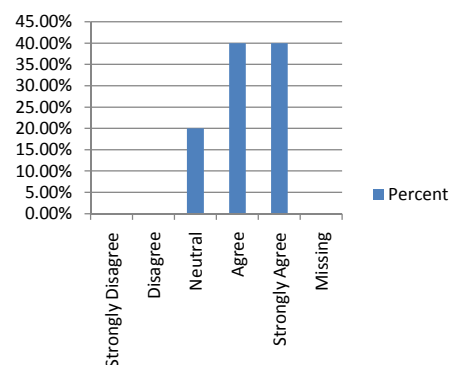
18. My faculty/academic advisor guided me toward my academic and career goals.

Reponses	Frequency	Percent
Strongly Disagree	0	0.00%
Disagree	0	0.00%
Neutral	0	0.00%
Agree	5	100.00%
Strongly Agree	0	0.00%
Agree + Strongly Agree	5	100.00%
Total Valid	5	100.00%
Missing	0	0.00%
Total	5	100.00%



19. Smaller course sizes (25 or fewer) increased my ability to learn.

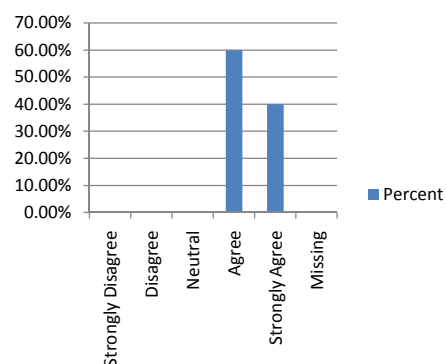
Reponses	Frequency	Percent
Strongly Disagree	0	0.00%
Disagree	0	0.00%
Neutral	1	20.00%
Agree	2	40.00%
Strongly Agree	2	40.00%
Agree + Strongly Agree	4	80.00%
Total Valid	5	100.00%
Missing	0	0.00%
Total	5	100.00%



**Graduation Survey
May 2009
BS Business Information Technology**

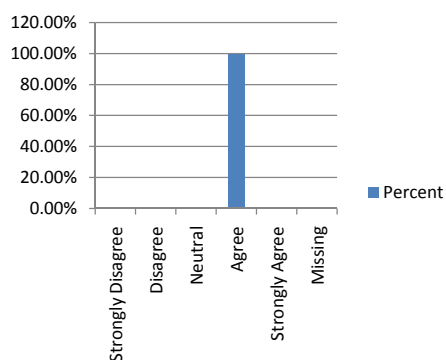
20. Courses were generally scheduled in a time frame that met my needs.

Reponses	Frequency	Percent
Strongly Disagree	0	0.00%
Disagree	0	0.00%
Neutral	0	0.00%
Agree	3	60.00%
Strongly Agree	2	40.00%
Agree + Strongly Agree	5	100.00%
Total Valid	5	100.00%
Missing	0	0.00%
Total	5	100.00%



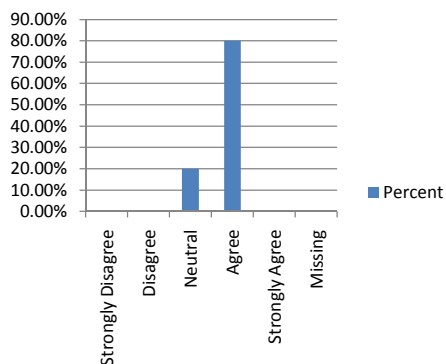
21. Grading and evaluation methods were fair and reflected my learning.

Reponses	Frequency	Percent
Strongly Disagree	0	0.00%
Disagree	0	0.00%
Neutral	0	0.00%
Agree	5	100.00%
Strongly Agree	0	0.00%
Agree + Strongly Agree	5	100.00%
Total Valid	5	100.00%
Missing	0	0.00%
Total	5	100.00%



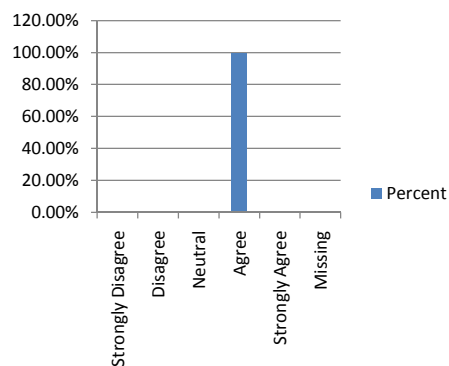
22. The course descriptions in the Bulletin adequately described the courses.

Reponses	Frequency	Percent
Strongly Disagree	0	0.00%
Disagree	0	0.00%
Neutral	1	20.00%
Agree	4	80.00%
Strongly Agree	0	0.00%
Agree + Strongly Agree	4	80.00%
Total Valid	5	100.00%
Missing	0	0.00%
Total	5	100.00%



23. Electronic course supplements were appropriate for the courses being taught.

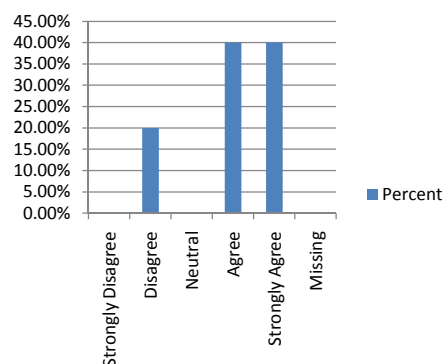
Reponses	Frequency	Percent
Strongly Disagree	0	0.00%
Disagree	0	0.00%
Neutral	0	0.00%
Agree	5	100.00%
Strongly Agree	0	0.00%
Agree + Strongly Agree	5	100.00%
Total Valid	5	100.00%
Missing	0	0.00%
Total	5	100.00%



**Graduation Survey
May 2009
BS Business Information Technology**

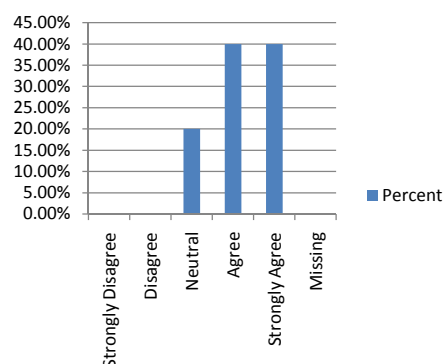
24. Considering what I now know, I would attend RSU again.

Reponses	Frequency	Percent
Strongly Disagree	0	0.00%
Disagree	1	20.00%
Neutral	0	0.00%
Agree	2	40.00%
Strongly Agree	2	40.00%
Agree + Strongly Agree	4	80.00%
Total Valid	5	100.00%
Missing	0	0.00%
Total	5	100.00%



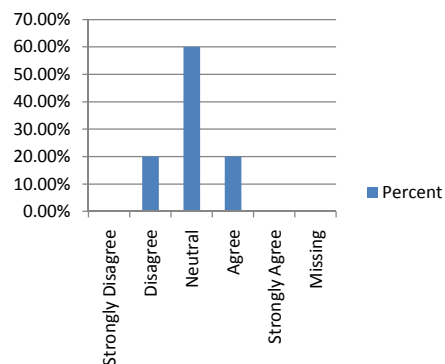
25. I would encourage my family and friends to attend RSU.

Reponses	Frequency	Percent
Strongly Disagree	0	0.00%
Disagree	0	0.00%
Neutral	1	20.00%
Agree	2	40.00%
Strongly Agree	2	40.00%
Agree + Strongly Agree	4	80.00%
Total Valid	5	100.00%
Missing	0	0.00%
Total	5	100.00%



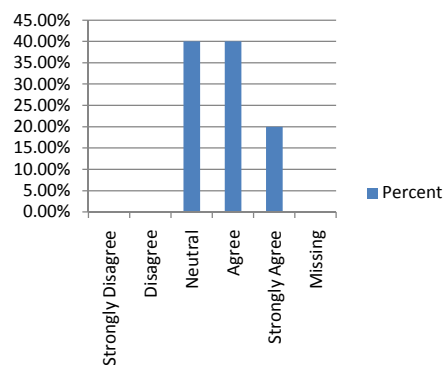
26. The Career Placement Service was helpful.

Reponses	Frequency	Percent
Strongly Disagree	0	0.00%
Disagree	1	20.00%
Neutral	3	60.00%
Agree	1	20.00%
Strongly Agree	0	0.00%
Agree + Strongly Agree	1	20.00%
Total Valid	5	100.00%
Missing	0	0.00%
Total	5	100.00%



27. Overall, my student life experiences at RSU were positive.

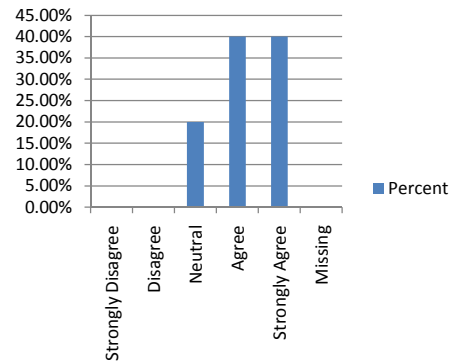
Reponses	Frequency	Percent
Strongly Disagree	0	0.00%
Disagree	0	0.00%
Neutral	2	40.00%
Agree	2	40.00%
Strongly Agree	1	20.00%
Agree + Strongly Agree	3	60.00%
Total Valid	5	100.00%
Missing	0	0.00%
Total	5	100.00%



**Graduation Survey
May 2009
BS Business Information Technology**

28. Overall, I am satisfied with the entire educational experience at RSU.

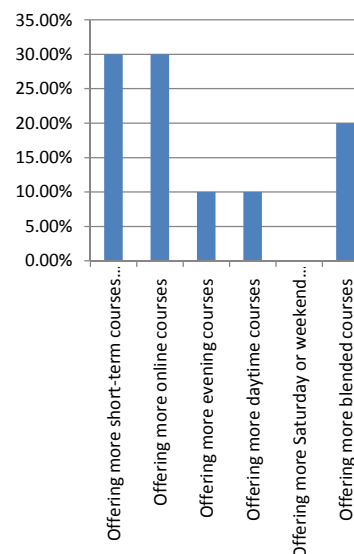
Reponses	Frequency	Percent
Strongly Disagree	0	0.00%
Disagree	0	0.00%
Neutral	1	20.00%
Agree	2	40.00%
Strongly Agree	2	40.00%
Agree + Strongly Agree	4	80.00%
Total Valid	5	100.00%
Missing	0	0.00%
Total	5	100.00%



**Graduation Survey
May 2009
BS Business Information Technology**

29. RSU could improve the educational programs to better meet my needs by: (check all that apply)

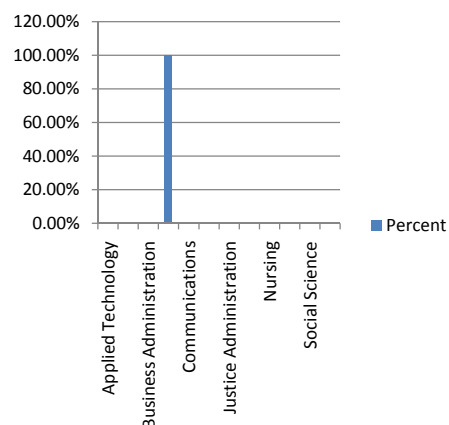
Reponses	Frequency	Percent
Offering more short-term courses (example: 4 or 8 weeks)	3	30.00%
Offering more online courses	3	30.00%
Offering more evening courses	1	10.00%
Offering more daytime courses	1	10.00%
Offering more Saturday or weekend courses	0	0.00%
Offering more blended courses	2	20.00%
Get teaching programs	0	0.00%
Make sure the instructor is actually "teaching" the assigned subject.	0	0.00%
Offering nursing program that goes straight through to bsn.	0	0.00%
Improvement of science labs (facilities and equipment)	0	0.00%
Offering more majors	0	0.00%
Knowing that there is now an Elementary Education BA degree program on your campus. It is not even in the list below.	0	0.00%
Having a variety of teachers teaching the courses instead of just two for the major	0	0.00%
More medical/molecular classes	0	0.00%
Some classes have not been offered at all! i.e. Values and Ethics has not been offered for the past 2 years!!	0	0.00%
More than just one time slot available for courses	0	0.00%
I don't think assignments should be given out over break or a week before finals...it takes away from taking a chance to relax and/or study for finals!	0	0.00%
More upper division med/molecular classes	0	0.00%
Offering more of the junior and senior level courses every semester.	0	0.00%
Offer CJA classes more often	0	0.00%
Having a class offered year round especially in the biology department	0	0.00%
Offer more psychology courses in general. RSU needs to hire more faculty.	0	0.00%
Offering more two day classes (MW or TR)	0	0.00%
Offering courses applicable to nursing students on Wed-Fri in order to comply with their required clinical days.	0	0.00%
Photography courses during the day.	0	0.00%
Accept more CLEP tests. Advertise CLEP and advanced standing tests more.	0	0.00%
What about Elementary education for ?	0	0.00%
Offering more courses during the summer term for Criminal Justice students	0	0.00%
RSU needs better career placement & the academic advisors were not helpful.	0	0.00%
Better counseling as what classes to take, before taking another one.	0	0.00%
Changes in Internship policy	0	0.00%
Total	10	100.00%



**Graduation Survey
May 2009
BS Business Information Technology**

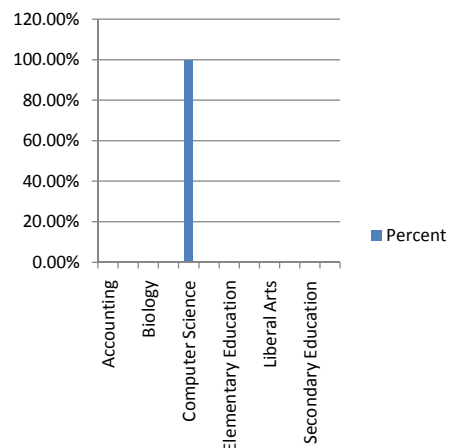
30. My major of study is: (Bachelor degree)

Reponses	Frequency	Percent
Applied Technology	0	0.00%
Biology	0	0.00%
Business Administration	0	0.00%
Business Information Technology	5	100.00%
Communications	0	0.00%
Community Counseling	0	0.00%
Justice Administration	0	0.00%
Liberal Arts	0	0.00%
Nursing	0	0.00%
Organizational Leadership	0	0.00%
Social Science	0	0.00%
Visual Arts	0	0.00%
Total	5	100.00%



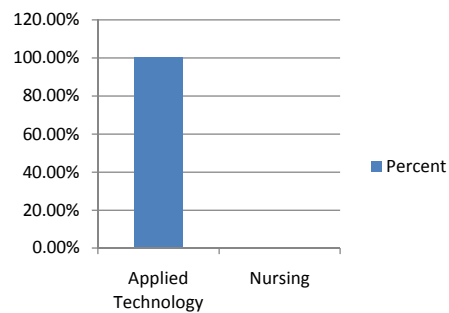
31. My major of study is: (Associate in Arts or Science)

Reponses	Frequency	Percent
Accounting	0	0.00%
Art	0	0.00%
Biology	0	0.00%
Business Administration	0	0.00%
Computer Science	2	100.00%
Criminal Justice Studies	0	0.00%
Elementary Education	0	0.00%
Legal Assisting	0	0.00%
Liberal Arts	0	0.00%
Physical Science	0	0.00%
Secondary Education	0	0.00%
Social Science	0	0.00%
Total	2	100.00%



32. My major of study is: (Associate in Applied Science)

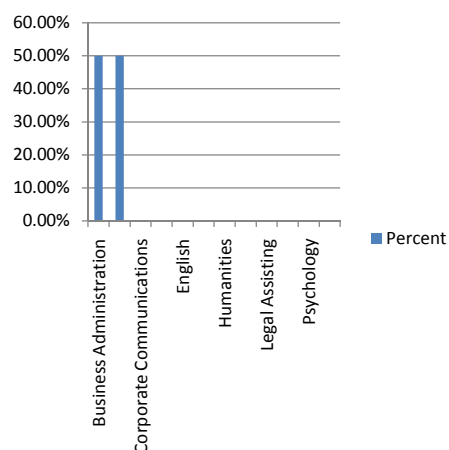
Reponses	Frequency	Percent
Applied Technology	2	100.00%
Nursing	0	0.00%
Total	2	100.00%



**Graduation Survey
May 2009
BS Business Information Technology**

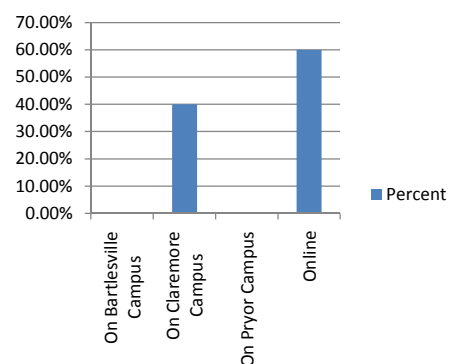
33. My minor is (applicable to bachelor's degree graduates only):

Reponses	Frequency	Percent
Business Administration	1	50.00%
Computer Science	1	50.00%
Corporate Communications	0	0.00%
Criminal Justice-COP	0	0.00%
English	0	0.00%
History	0	0.00%
Humanities	0	0.00%
Justice Administration	0	0.00%
Legal Assisting	0	0.00%
Political Science	0	0.00%
Psychology	0	0.00%
Sociology	0	0.00%
Total	2	100.00%



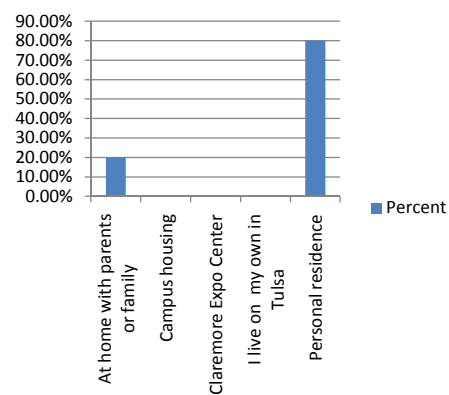
34. Most of my courses have been (Please mark one):

Reponses	Frequency	Percent
On Bartlesville Campus	0	0.00%
On Claremore Campus	2	40.00%
On Pryor Campus	0	0.00%
Online	3	60.00%
Total	5	100.00%



35. My residence during MOST of my education at RSU was:

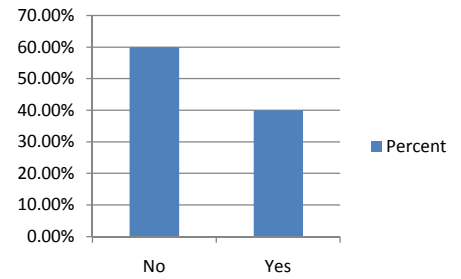
Reponses	Frequency	Percent
At home with parents or family	1	20.00%
Campus housing	0	0.00%
Claremore Expo Center	0	0.00%
I live on my own in Tulsa	0	0.00%
Personal residence	4	80.00%
Total	5	100.00%



**Graduation Survey
May 2009
BS Business Information Technology**

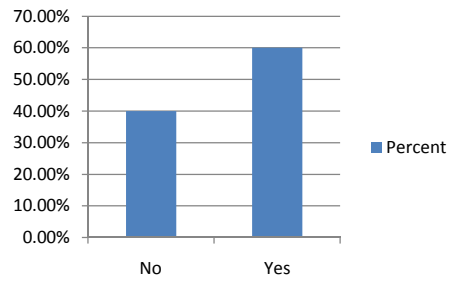
36. Are you the first person in your family to graduate with a Bachelor's degree?

Reponses	Frequency	Percent
No	3	60.00%
Yes	2	40.00%
Total	5	100.00%



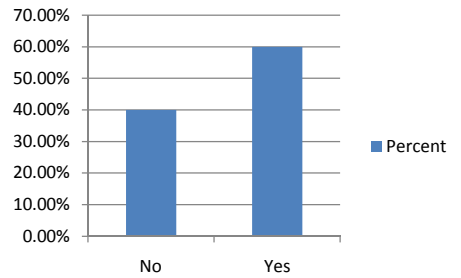
37. Are you the first person in your family to graduate with an Associate in Arts or Science degree?

Reponses	Frequency	Percent
No	2	40.00%
Yes	3	60.00%
Total	5	100.00%



38. Are you the first person in your family to graduate with an Associate in Applied Science degree?

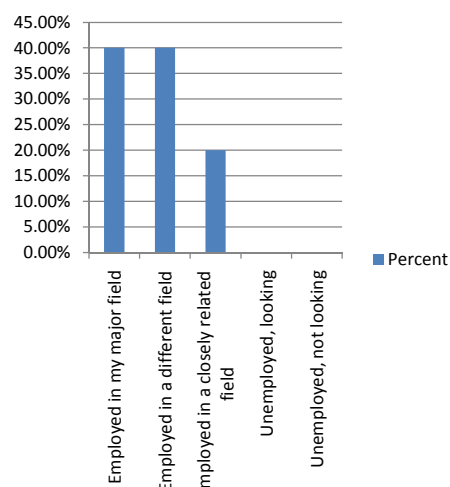
Reponses	Frequency	Percent
No	2	40.00%
Yes	3	60.00%
Total	5	100.00%



**Graduation Survey
May 2009
BS Business Information Technology**

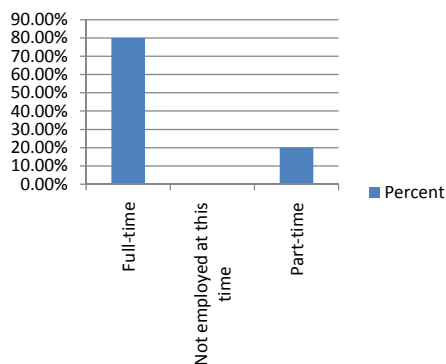
39. I am currently:

Reponses	Frequency	Percent
Employed in my major field	2	40.00%
Employed in a different field	2	40.00%
Employed in a closely related field	1	20.00%
Unemployed, looking	0	0.00%
Unemployed, not looking	0	0.00%
Rogers State University	0	0.00%
Cameron University	0	0.00%
University of Oklahoma	0	0.00%
NSU	0	0.00%
University of Oklahoma College of Pharmacy	0	0.00%
University of Tulsa	0	0.00%
Another Insitution	0	0.00%
At OSU and I am currently employed in my major field of study.	0	0.00%
Cameron University - Claremore Campus	0	0.00%
Florida Coastal Law School	0	0.00%
NOC	0	0.00%
Northeastern State University, Broken Arrow	0	0.00%
OSU-Tulsa	0	0.00%
Physical Therapy program	0	0.00%
TCC/OSU Tulsa	0	0.00%
Wichita State University	0	0.00%
Total	5	100.00%



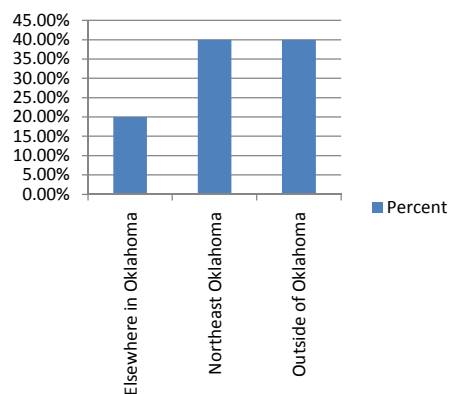
40. I am employed:

Reponses	Frequency	Percent
Full-time	4	80.00%
Not employed at this time	0	0.00%
Part-time	1	20.00%
Total	5	100.00%



41. I am employed in:

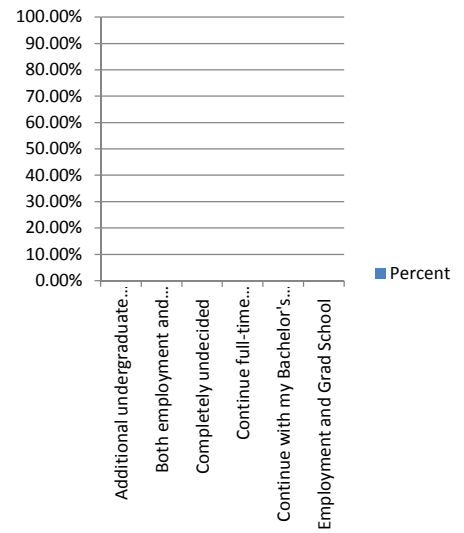
Reponses	Frequency	Percent
Elsewhere in Oklahoma	1	20.00%
Northeast Oklahoma	2	40.00%
Outside of Oklahoma	2	40.00%
Total	5	100.00%



Graduation Survey
May 2009
BS Business Information Technology

42. My PRINCIPAL activity upon graduation MOST LIKELY will be:

Reponses	Frequency	Percent
Additional undergraduate coursework	0	0.00%
Both employment and graduate school part time	0	0.00%
Completely undecided	0	0.00%
Continue full-time employment, military, continue gra	0	0.00%
Continue with my Bachelor's elsewhere. Somewhere r	0	0.00%
Employment and Grad School	0	0.00%
Employment full-time while continuing my education ;	0	0.00%
Employment, full-time and continuing to get my bache	0	0.00%
Employment, full-time paid	3	60.00%
Employment, part-time paid	0	0.00%
Graduate or professional school, full-time	1	20.00%
Graduate or professional school, part-time	1	20.00%
I plan on working and continuing on with school	0	0.00%
Maternity leave and then employment full time	0	0.00%
Military Service	0	0.00%
Physical therapy assistant program; hopefully graduat	0	0.00%
Seek a different degree (Business is not good right now	0	0.00%
Starting or raising a family	0	0.00%
Total	5	100.00%



Graduation Survey
May 2009
BS Business Information Technology

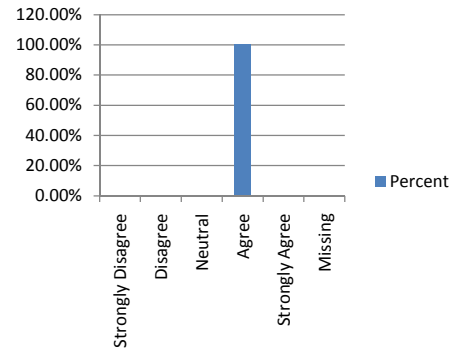
43. If you selected Graduate or Professional School in the previous question whether full or part-time, please list where and your major.

Responses	Frequency	Percent
Where = University of Oklahoma; Major = Law	0	0.00%
Where = Arkansas; Major = BIT	1	50.00%
Where = Bartlesville Small Animal Hospital ; Major = Biological Science Medical/Molecular	0	0.00%
Where = Jacksonville, Florida; Major = Law	0	0.00%
Where = Kansas State University ; Major = Communicatons	0	0.00%
Where = Law school; Major = Sociology	0	0.00%
Where = NOC; Major = Registered Nurse	0	0.00%
Where = NSU BA; Major = Accounting and Finance	0	0.00%
Where = NSU or RSU undecided on this ; Major = Community Counseling	0	0.00%
Where = NSU; Major = MBA	0	0.00%
Where = Oklahoma State University Health Sciences in Tulsa; Major = Forensic Science	0	0.00%
Where = Oklahoma University; Major = Nursing	0	0.00%
Where = OSU Medical School; Major = D.O. (Medicine)	0	0.00%
Where = OSU Tulsa; Major = Accounting	0	0.00%
Where = OSU Tulsa; Major = Business Admin	0	0.00%
Where = OSU Tulsa; Major = Community Counseling	0	0.00%
Where = OSU Tulsa; Major = MBA	0	0.00%
Where = OU Tulsa; Major = Human Relations	0	0.00%
Where = OU Tulsa; Major = Occupational Therapy	0	0.00%
Where = OU; Major = Pharmacy	0	0.00%
Where = Rogers State University; Major = Liberal Arts	0	0.00%
Where = RSU; Major = Bachelor's in Nursing	0	0.00%
Where = still looking; Major = MBA	0	0.00%
Where = TCC for PTA; OU Schusterman for Physical Therapy	0	0.00%
Where = Tulsa University; Major = Geology	1	50.00%
Where = University of Oklahoma College of Pharmacy; Major = PharmD	0	0.00%
Where = University of Oklahoma, Tulsa Campus; Major = Masters in Occupational Therapy	0	0.00%
Where = University of Oklahoma; Major = Pharmacy (Pharm. D.)	0	0.00%
Where = University of Oklahoma; Major = Physicians Assistant Program	0	0.00%
Where = University of Tulsa; Major = Biology	0	0.00%
Where = University of Tulsa; Major = English	0	0.00%
Where = unsure; Major = Theater	0	0.00%
Where = Wichita State University; Major = Psychology	0	0.00%
Total	2	100.00%

**Graduation Survey
May 2009
BS Community Counseling**

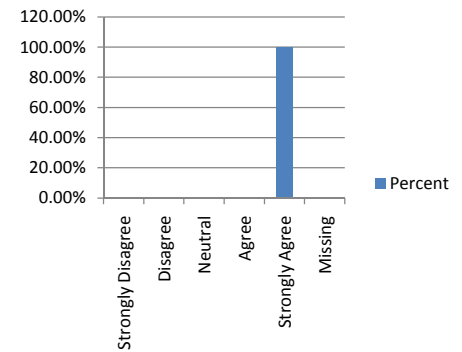
1. I received quality instruction in my general education courses.

Reponses	Frequency	Percent
Strongly Disagree	0	0.00%
Disagree	0	0.00%
Neutral	0	0.00%
Agree	1	100.00%
Strongly Agree	0	0.00%
Agree + Strongly Agree	1	100.00%
Total Valid	1	100.00%
Missing	0	0.00%
Total	1	100.00%



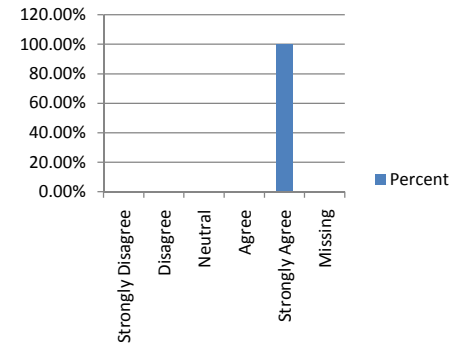
2. I received quality instruction in courses within my major.

Reponses	Frequency	Percent
Strongly Disagree	0	0.00%
Disagree	0	0.00%
Neutral	0	0.00%
Agree	0	0.00%
Strongly Agree	1	100.00%
Agree + Strongly Agree	1	100.00%
Total Valid	1	100.00%
Missing	0	0.00%
Total	1	100.00%



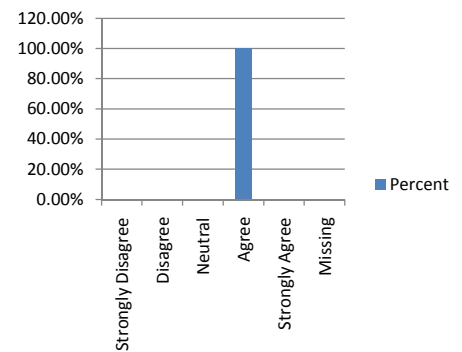
3. I am able to apply what I learned at RSU to my current experiences.

Reponses	Frequency	Percent
Strongly Disagree	0	0.00%
Disagree	0	0.00%
Neutral	0	0.00%
Agree	0	0.00%
Strongly Agree	1	100.00%
Agree + Strongly Agree	1	100.00%
Total Valid	1	100.00%
Missing	0	0.00%
Total	1	100.00%



4. I believe that RSU meets the educational needs of its students.

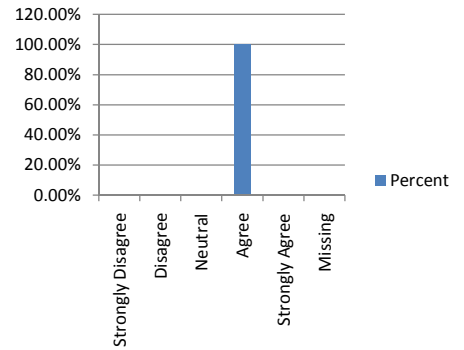
Reponses	Frequency	Percent
Strongly Disagree	0	0.00%
Disagree	0	0.00%
Neutral	0	0.00%
Agree	1	100.00%
Strongly Agree	0	0.00%
Agree + Strongly Agree	1	100.00%
Total Valid	1	100.00%
Missing	0	0.00%
Total	1	100.00%



**Graduation Survey
May 2009
BS Community Counseling**

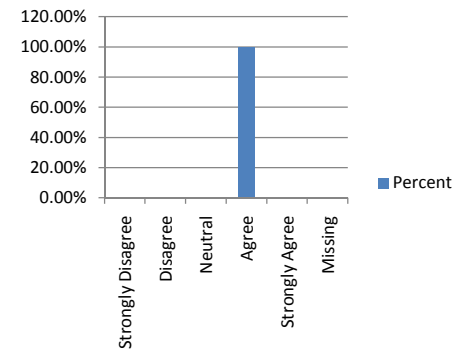
5. I believe RSU serves the educational needs of NE Oklahoma.

Reponses	Frequency	Percent
Strongly Disagree	0	0.00%
Disagree	0	0.00%
Neutral	0	0.00%
Agree	1	100.00%
Strongly Agree	0	0.00%
Agree + Strongly Agree	1	100.00%
Total Valid	1	100.00%
Missing	0	0.00%
Total	1	100.00%



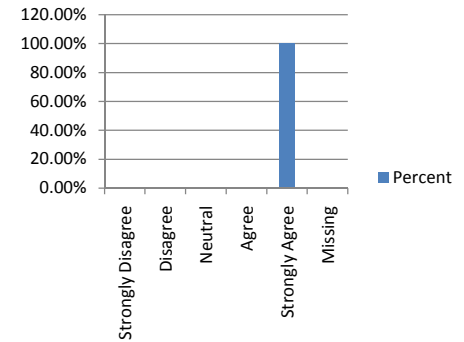
6. I believe I am competent in written and oral communication, scientific reasoning, and critical thinking.

Reponses	Frequency	Percent
Strongly Disagree	0	0.00%
Disagree	0	0.00%
Neutral	0	0.00%
Agree	1	100.00%
Strongly Agree	0	0.00%
Agree + Strongly Agree	1	100.00%
Total Valid	1	100.00%
Missing	0	0.00%
Total	1	100.00%



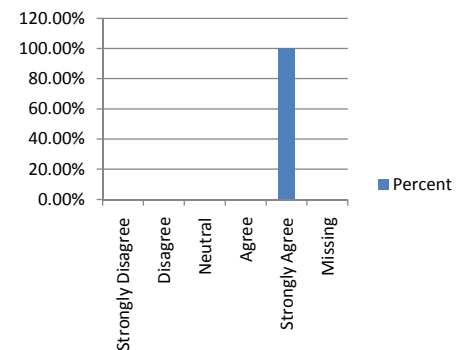
7. I believe that since attending RSU I can make better life and career decisions.

Reponses	Frequency	Percent
Strongly Disagree	0	0.00%
Disagree	0	0.00%
Neutral	0	0.00%
Agree	0	0.00%
Strongly Agree	1	100.00%
Agree + Strongly Agree	1	100.00%
Total Valid	1	100.00%
Missing	0	0.00%
Total	1	100.00%



8. I believe that I have a greater appreciation of diversity in terms of race, class, ethnicity, gender, religion, and/or nationality.

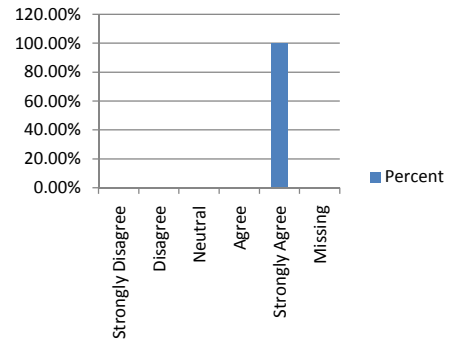
Reponses	Frequency	Percent
Strongly Disagree	0	0.00%
Disagree	0	0.00%
Neutral	0	0.00%
Agree	0	0.00%
Strongly Agree	1	100.00%
Agree + Strongly Agree	1	100.00%
Total Valid	1	100.00%
Missing	0	0.00%
Total	1	100.00%



**Graduation Survey
May 2009
BS Community Counseling**

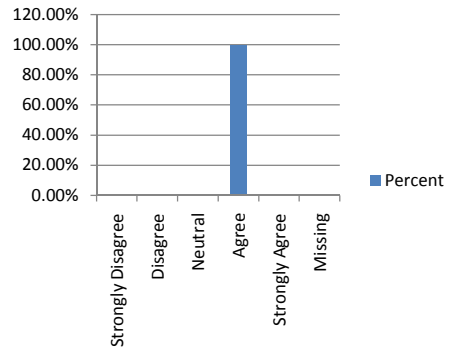
9. I believe that the educational goals I set for myself at RSU were met.

Reponses	Frequency	Percent
Strongly Disagree	0	0.00%
Disagree	0	0.00%
Neutral	0	0.00%
Agree	0	0.00%
Strongly Agree	1	100.00%
Agree + Strongly Agree	1	100.00%
Total Valid	1	100.00%
Missing	0	0.00%
Total	1	100.00%



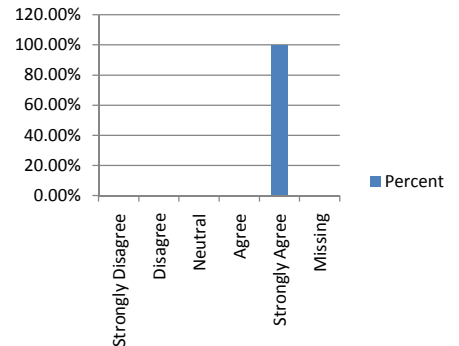
10. Overall, I am satisfied with the instruction I received at RSU.

Reponses	Frequency	Percent
Strongly Disagree	0	0.00%
Disagree	0	0.00%
Neutral	0	0.00%
Agree	1	100.00%
Strongly Agree	0	0.00%
Agree + Strongly Agree	1	100.00%
Total Valid	1	100.00%
Missing	0	0.00%
Total	1	100.00%



11. Faculty show a high degree of interest in student learning.

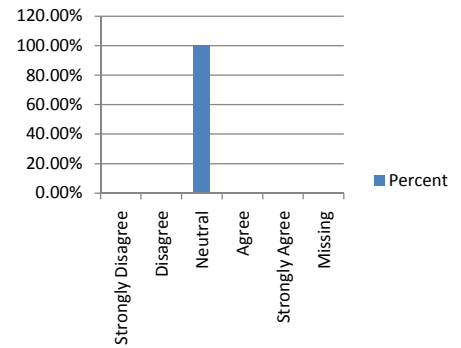
Reponses	Frequency	Percent
Strongly Disagree	0	0.00%
Disagree	0	0.00%
Neutral	0	0.00%
Agree	0	0.00%
Strongly Agree	1	100.00%
Agree + Strongly Agree	1	100.00%
Total Valid	1	100.00%
Missing	0	0.00%
Total	1	100.00%



**Graduation Survey
May 2009
BS Community Counseling**

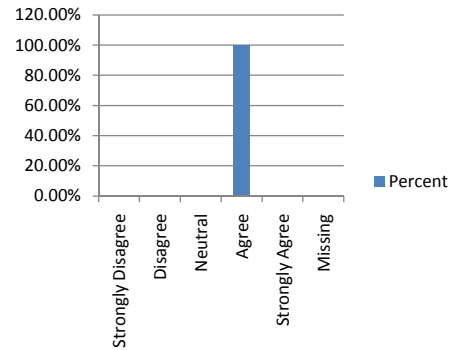
12. Faculty teaching general education courses were well prepared for the courses they taught.

Reponses	Frequency	Percent
Strongly Disagree	0	0.00%
Disagree	0	0.00%
Neutral	1	100.00%
Agree	0	0.00%
Strongly Agree	0	0.00%
Agree + Strongly Agree	0	0.00%
Total Valid	1	100.00%
Missing	0	0.00%
Total	1	100.00%



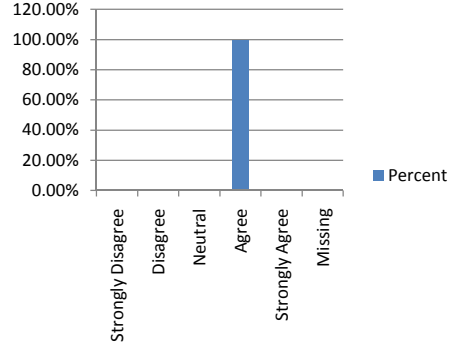
13. Faculty teaching courses in my major were well prepared for the courses they taught.

Reponses	Frequency	Percent
Strongly Disagree	0	0.00%
Disagree	0	0.00%
Neutral	0	0.00%
Agree	1	100.00%
Strongly Agree	0	0.00%
Agree + Strongly Agree	1	100.00%
Total Valid	1	100.00%
Missing	0	0.00%
Total	1	100.00%



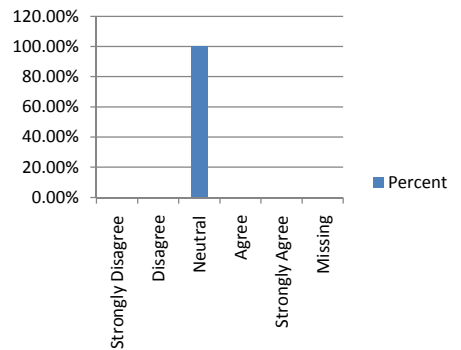
14. Faculty were available during their office hours.

Reponses	Frequency	Percent
Strongly Disagree	0	0.00%
Disagree	0	0.00%
Neutral	0	0.00%
Agree	1	100.00%
Strongly Agree	0	0.00%
Agree + Strongly Agree	1	100.00%
Total Valid	1	100.00%
Missing	0	0.00%
Total	1	100.00%



15. Faculty teaching general education courses demonstrated a concern for my progress.

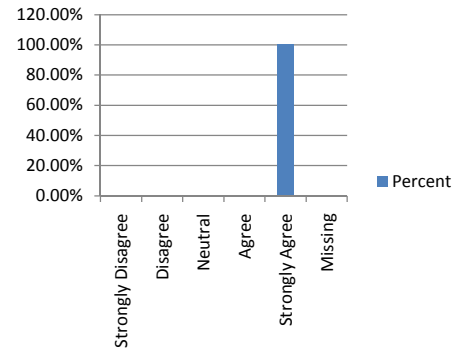
Reponses	Frequency	Percent
Strongly Disagree	0	0.00%
Disagree	0	0.00%
Neutral	1	100.00%
Agree	0	0.00%
Strongly Agree	0	0.00%
Agree + Strongly Agree	0	0.00%
Total Valid	1	100.00%
Missing	0	0.00%
Total	1	100.00%



**Graduation Survey
May 2009
BS Community Counseling**

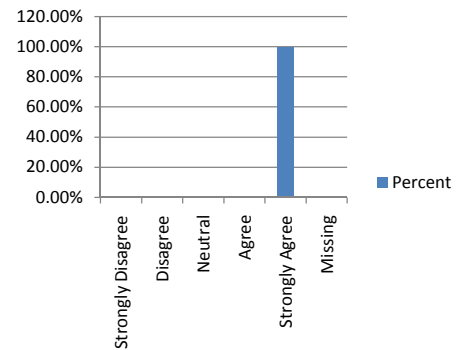
16. Faculty teaching courses in my major demonstrated a concern for my progress.

Reponses	Frequency	Percent
Strongly Disagree	0	0.00%
Disagree	0	0.00%
Neutral	0	0.00%
Agree	0	0.00%
Strongly Agree	1	100.00%
Agree + Strongly Agree	1	100.00%
Total Valid	1	100.00%
Missing	0	0.00%
Total	1	100.00%



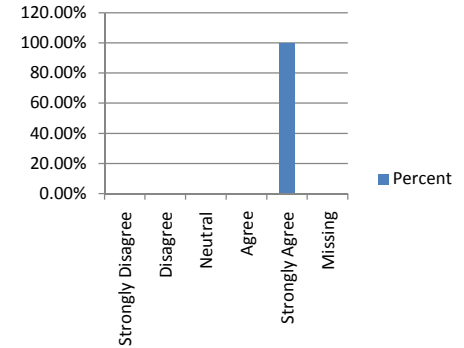
17. My faculty/academic advisor was available.

Reponses	Frequency	Percent
Strongly Disagree	0	0.00%
Disagree	0	0.00%
Neutral	0	0.00%
Agree	0	0.00%
Strongly Agree	1	100.00%
Agree + Strongly Agree	1	100.00%
Total Valid	1	100.00%
Missing	0	0.00%
Total	1	100.00%



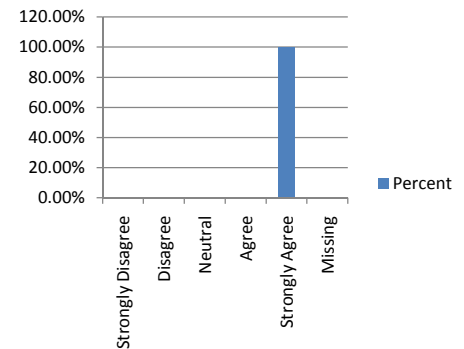
18. My faculty/academic advisor guided me toward my academic and career goals.

Reponses	Frequency	Percent
Strongly Disagree	0	0.00%
Disagree	0	0.00%
Neutral	0	0.00%
Agree	0	0.00%
Strongly Agree	1	100.00%
Agree + Strongly Agree	1	100.00%
Total Valid	1	100.00%
Missing	0	0.00%
Total	1	100.00%



19. Smaller course sizes (25 or fewer) increased my ability to learn.

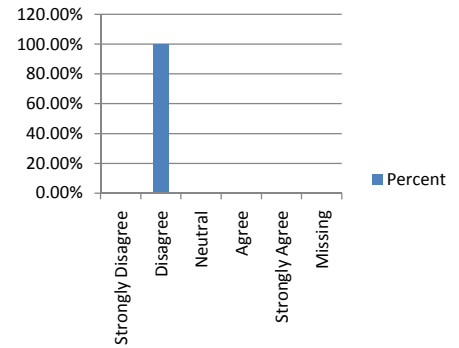
Reponses	Frequency	Percent
Strongly Disagree	0	0.00%
Disagree	0	0.00%
Neutral	0	0.00%
Agree	0	0.00%
Strongly Agree	1	100.00%
Agree + Strongly Agree	1	100.00%
Total Valid	1	100.00%
Missing	0	0.00%
Total	1	100.00%



**Graduation Survey
May 2009
BS Community Counseling**

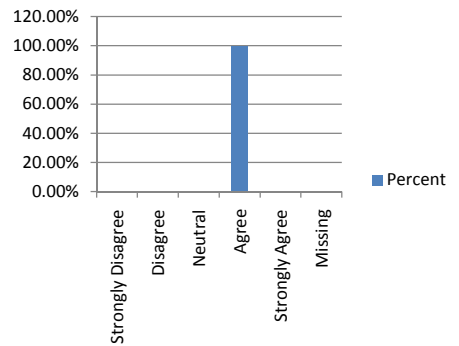
20. Courses were generally scheduled in a time frame that met my needs.

Reponses	Frequency	Percent
Strongly Disagree	0	0.00%
Disagree	1	100.00%
Neutral	0	0.00%
Agree	0	0.00%
Strongly Agree	0	0.00%
Agree + Strongly Agree	0	0.00%
Total Valid	1	100.00%
Missing	0	0.00%
Total	1	100.00%



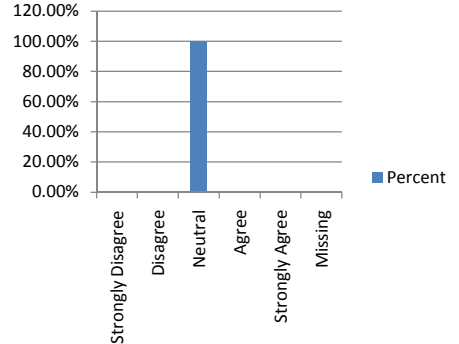
21. Grading and evaluation methods were fair and reflected my learning.

Reponses	Frequency	Percent
Strongly Disagree	0	0.00%
Disagree	0	0.00%
Neutral	0	0.00%
Agree	1	100.00%
Strongly Agree	0	0.00%
Agree + Strongly Agree	1	100.00%
Total Valid	1	100.00%
Missing	0	0.00%
Total	1	100.00%



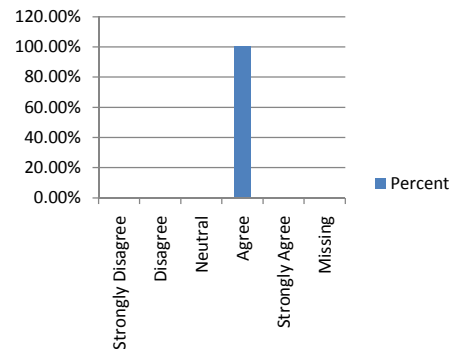
22. The course descriptions in the Bulletin adequately described the courses.

Reponses	Frequency	Percent
Strongly Disagree	0	0.00%
Disagree	0	0.00%
Neutral	1	100.00%
Agree	0	0.00%
Strongly Agree	0	0.00%
Agree + Strongly Agree	0	0.00%
Total Valid	1	100.00%
Missing	0	0.00%
Total	1	100.00%



23. Electronic course supplements were appropriate for the courses being taught.

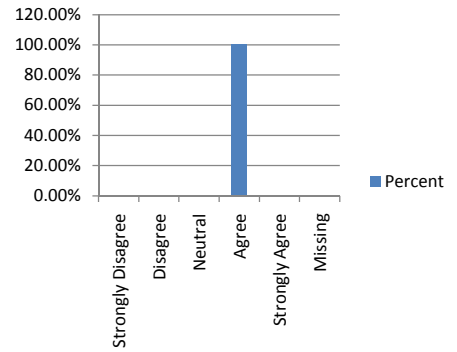
Reponses	Frequency	Percent
Strongly Disagree	0	0.00%
Disagree	0	0.00%
Neutral	0	0.00%
Agree	1	100.00%
Strongly Agree	0	0.00%
Agree + Strongly Agree	1	100.00%
Total Valid	1	100.00%
Missing	0	0.00%
Total	1	100.00%



**Graduation Survey
May 2009
BS Community Counseling**

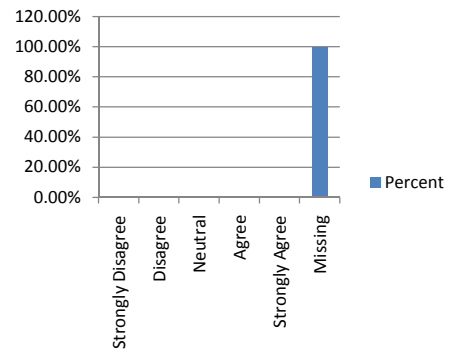
24. Considering what I now know, I would attend RSU again.

Reponses	Frequency	Percent
Strongly Disagree	0	0.00%
Disagree	0	0.00%
Neutral	0	0.00%
Agree	1	100.00%
Strongly Agree	0	0.00%
Agree + Strongly Agree	1	100.00%
Total Valid	1	100.00%
Missing	0	0.00%
Total	1	100.00%



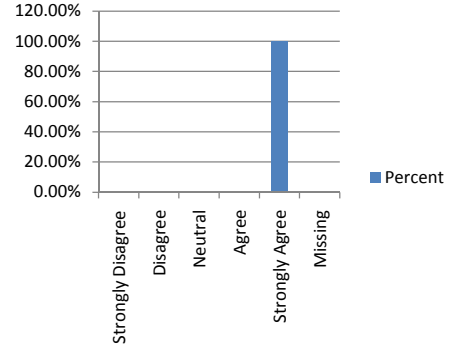
25. I would encourage my family and friends to attend RSU.

Reponses	Frequency	Percent
Strongly Disagree	0	0.00%
Disagree	0	0.00%
Neutral	0	0.00%
Agree	0	0.00%
Strongly Agree	0	0.00%
Agree + Strongly Agree	0	0.00%
Total Valid	0	0.00%
Missing	1	100.00%
Total	1	100.00%



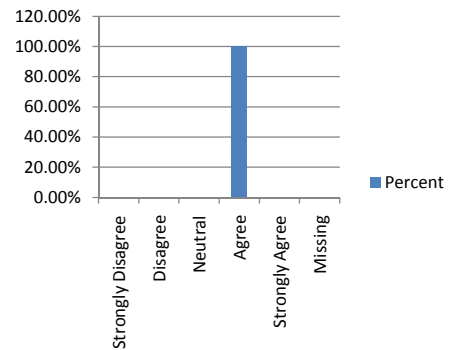
26. The Career Placement Service was helpful.

Reponses	Frequency	Percent
Strongly Disagree	0	0.00%
Disagree	0	0.00%
Neutral	0	0.00%
Agree	0	0.00%
Strongly Agree	1	100.00%
Agree + Strongly Agree	1	100.00%
Total Valid	1	100.00%
Missing	0	0.00%
Total	1	100.00%



27. Overall, my student life experiences at RSU were positive.

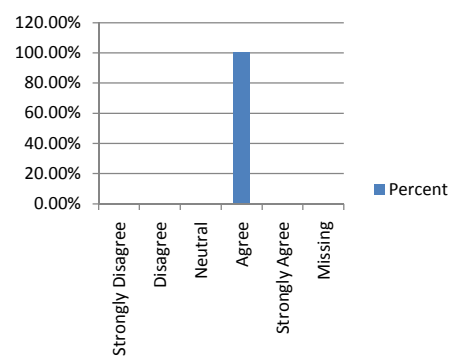
Reponses	Frequency	Percent
Strongly Disagree	0	0.00%
Disagree	0	0.00%
Neutral	0	0.00%
Agree	1	100.00%
Strongly Agree	0	0.00%
Agree + Strongly Agree	1	100.00%
Total Valid	1	100.00%
Missing	0	0.00%
Total	1	100.00%



**Graduation Survey
May 2009
BS Community Counseling**

28. Overall, I am satisfied with the entire educational experience at RSU.

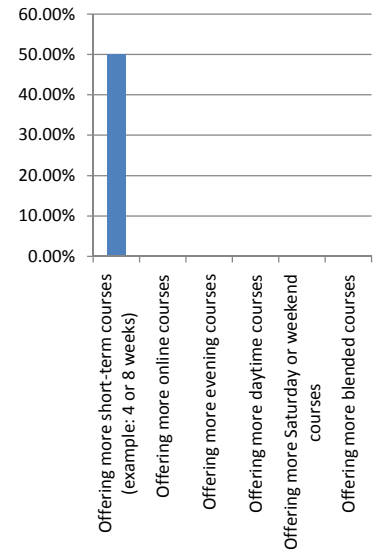
Reponses	Frequency	Percent
Strongly Disagree	0	0.00%
Disagree	0	0.00%
Neutral	0	0.00%
Agree	1	100.00%
Strongly Agree	0	0.00%
Agree + Strongly Agree	1	100.00%
Total Valid	1	100.00%
Missing	0	0.00%
Total	1	100.00%



**Graduation Survey
May 2009
BS Community Counseling**

29. RSU could improve the educational programs to better meet my needs by: (check all that apply)

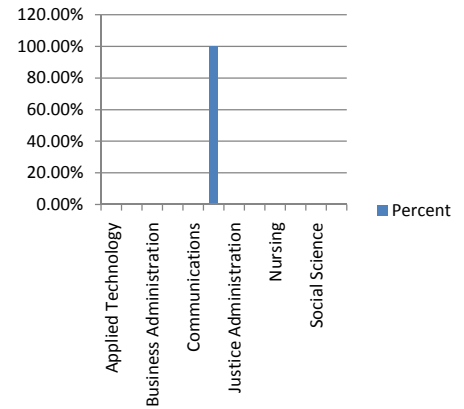
Reponses	Frequency	Percent
Offering more short-term courses (example: 4 or 8 weeks)	1	50.00%
Offering more online courses	0	0.00%
Offering more evening courses	0	0.00%
Offering more daytime courses	0	0.00%
Offering more Saturday or weekend courses	0	0.00%
Offering more blended courses	0	0.00%
Accept more CLEP tests. Advertise CLEP and advanced standing tests more.	0	0.00%
Better counseling as what classes to take, before taking another one.	0	0.00%
Changes in Internship policy	0	0.00%
Get teaching programs	0	0.00%
Having a class offered year round especially in the biology department	0	0.00%
Having a variety of teachers teaching the courses instead of just two for the major	0	0.00%
I don't think assignments should be given out over break or a week before finals...it takes away from taking a chance to relax and/or study for finals!	0	0.00%
Improvement of science labs (facilities and equipment)	0	0.00%
Knowing that there is now an Elementary Education BA degree program on your campus. It is not even in the list below.	0	0.00%
Make sure the instructor is actually "teaching" the	0	0.00%
More medical/molecular classes	0	0.00%
More than just one time slot available for courses	0	0.00%
More upper division med/molecular classes	0	0.00%
Offer CJA classes more often	0	0.00%
Offer more psychology courses in general. RSU needs to hire more faculty.	1	50.00%
Offering courses applicable to nursing students on Wed-Fri in order to comply with their required clinical days.	0	0.00%
Offering more courses during the summer term for Criminal Justice students	0	0.00%
Offering more majors	0	0.00%
Offering more of the junior and senior level courses every semester.	0	0.00%
Offering more two day classes (MW or TR)	0	0.00%
Offering nursing program that goes straight through to bsn.	0	0.00%
Photography courses during the day.	0	0.00%
RSU needs better career placement & the academic advisors were not helpful.	0	0.00%
Some classes have not been offered at all! i.e. Values and Ethics has not been offered for the past 2 years!!	0	0.00%
What about Elementary education for ?	0	0.00%
Total	2	100.00%



**Graduation Survey
May 2009
BS Community Counseling**

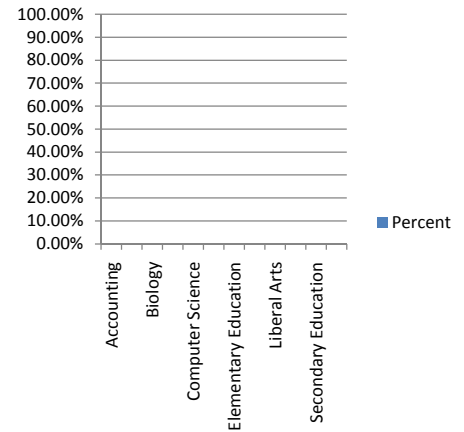
30. My major of study is: (Bachelor degree)

Reponses	Frequency	Percent
Applied Technology	0	0.00%
Biology	0	0.00%
Business Administration	0	0.00%
Business Information Technology	0	0.00%
Communications	0	0.00%
Community Counseling	1	100.00%
Justice Administration	0	0.00%
Liberal Arts	0	0.00%
Nursing	0	0.00%
Organizational Leadership	0	0.00%
Social Science	0	0.00%
Visual Arts	0	0.00%
Total	1	100.00%



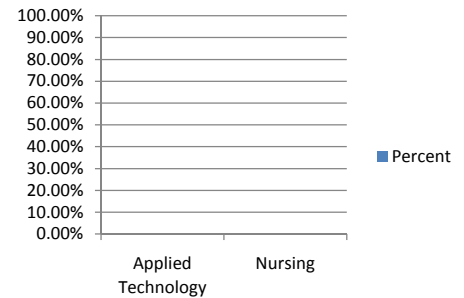
31. My major of study is: (Associate in Arts or Science)

Reponses	Frequency	Percent
Accounting	0	0.00%
Art	0	0.00%
Biology	0	0.00%
Business Administration	0	0.00%
Computer Science	0	0.00%
Criminal Justice Studies	0	0.00%
Elementary Education	0	0.00%
Legal Assisting	0	0.00%
Liberal Arts	0	0.00%
Physical Science	0	0.00%
Secondary Education	0	0.00%
Social Science	0	0.00%
Total	0	0.00%



32. My major of study is: (Associate in Applied Science)

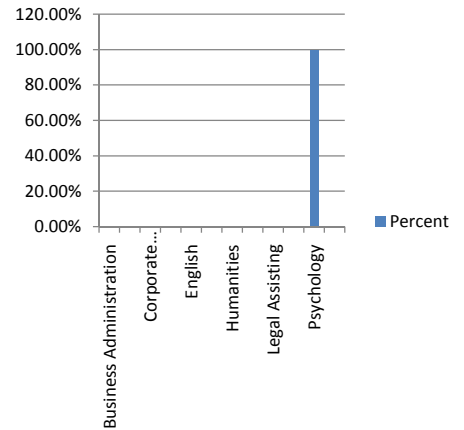
Reponses	Frequency	Percent
Applied Technology	0	0.00%
Nursing	0	0.00%
Total	0	0.00%



**Graduation Survey
May 2009
BS Community Counseling**

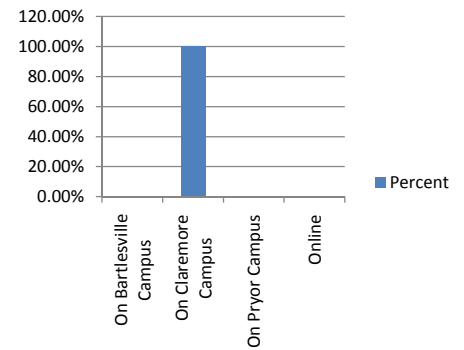
33. My minor is (applicable to bachelor's degree graduates only):

Reponses	Frequency	Percent
Business Administration	0	0.00%
Computer Science	0	0.00%
Corporate Communications	0	0.00%
Criminal Justice-COP	0	0.00%
English	0	0.00%
History	0	0.00%
Humanities	0	0.00%
Justice Administration	0	0.00%
Legal Assisting	0	0.00%
Political Science	0	0.00%
Psychology	1	100.00%
Sociology	0	0.00%
Total	1	100.00%



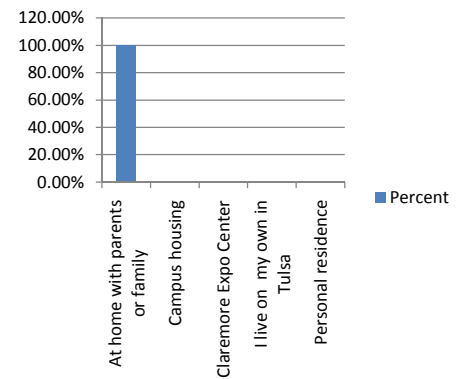
34. Most of my courses have been (Please mark one):

Reponses	Frequency	Percent
On Bartlesville Campus	0	0.00%
On Claremore Campus	1	100.00%
On Pryor Campus	0	0.00%
Online	0	0.00%
Total	1	100.00%



35. My residence during MOST of my education at RSU was:

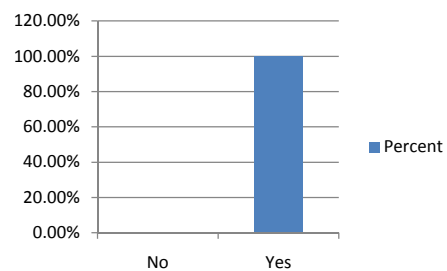
Reponses	Frequency	Percent
At home with parents or family	1	100.00%
Campus housing	0	0.00%
Claremore Expo Center	0	0.00%
I live on my own in Tulsa	0	0.00%
Personal residence	0	0.00%
Total	1	100.00%



**Graduation Survey
May 2009
BS Community Counseling**

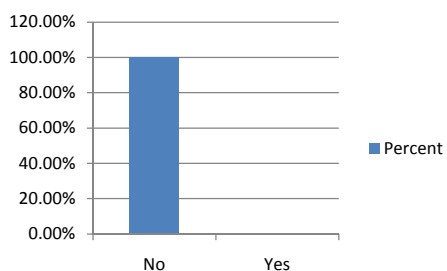
36. Are you the first person in your family to graduate with a Bachelor's degree?

Reponses	Frequency	Percent
No	0	0.00%
Yes	1	100.00%
Total	1	100.00%



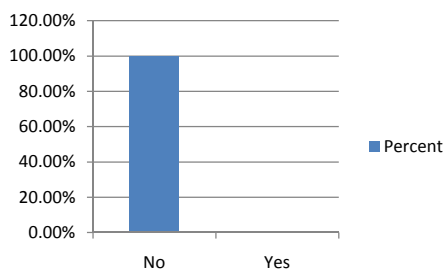
37. Are you the first person in your family to graduate with an Associate in Arts or Science degree?

Reponses	Frequency	Percent
No	1	100.00%
Yes	0	0.00%
Total	1	100.00%



38. Are you the first person in your family to graduate with an Associate in Applied Science degree?

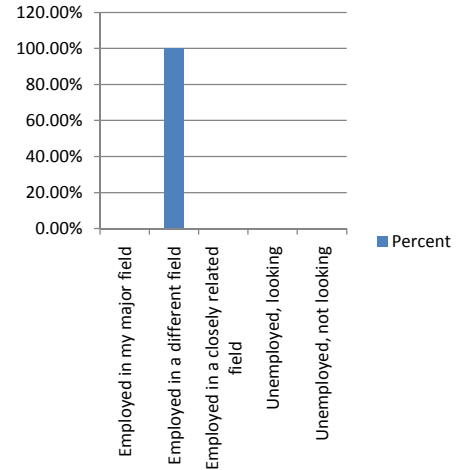
Reponses	Frequency	Percent
No	1	100.00%
Yes	0	0.00%
Total	1	100.00%



**Graduation Survey
May 2009
BS Community Counseling**

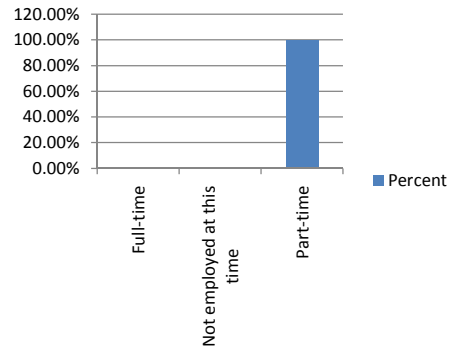
39. I am currently:

Reponses	Frequency	Percent
Employed in my major field	0	0.00%
Employed in a different field	1	100.00%
Employed in a closely related field	0	0.00%
Unemployed, looking	0	0.00%
Unemployed, not looking	0	0.00%
Rogers State University	0	0.00%
Cameron University	0	0.00%
University of Oklahoma	0	0.00%
NSU	0	0.00%
University of Oklahoma College of Pharmacy	0	0.00%
University of Tulsa	0	0.00%
Another Insitution	0	0.00%
At OSU and I am currently employed in my major field of study.	0	0.00%
Cameron University - Claremore Campus	0	0.00%
Florida Coastal Law School	0	0.00%
NOC	0	0.00%
Northeastern State University, Broken Arrow	0	0.00%
OSU-Tulsa	0	0.00%
Physical Therapy program	0	0.00%
TCC/OSU Tulsa	0	0.00%
Wichita State University	0	0.00%
Total	1	100.00%



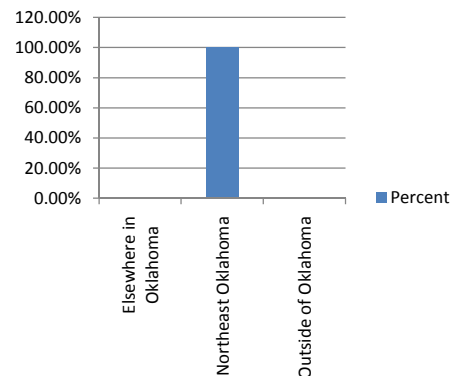
40. I am employed:

Reponses	Frequency	Percent
Full-time	0	0.00%
Not employed at this time	0	0.00%
Part-time	1	100.00%
Total	1	100.00%



41. I am employed in:

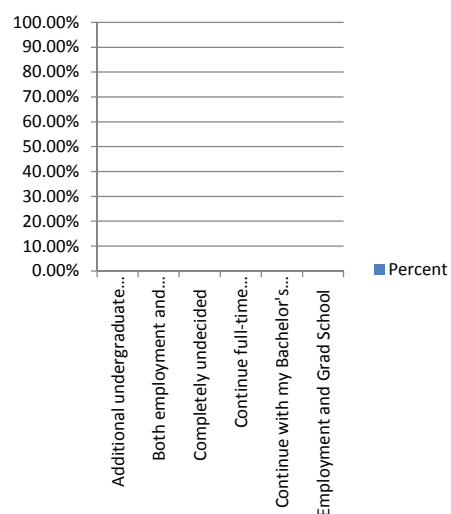
Reponses	Frequency	Percent
Elsewhere in Oklahoma	0	0.00%
Northeast Oklahoma	1	100.00%
Outside of Oklahoma	0	0.00%
Total	1	100.00%



**Graduation Survey
May 2009
BS Community Counseling**

42. My PRINCIPAL activity upon graduation MOST LIKELY will be:

Responses	Frequency	Percent
Additional undergraduate coursework	0	0.00%
Both employment and graduate school part time	0	0.00%
Completely undecided	0	0.00%
Continue full-time employment, military, continue grad	0	0.00%
Continue with my Bachelor's elsewhere. Somewhere m	0	0.00%
Employment and Grad School	0	0.00%
Employment full-time while continuing my education a	0	0.00%
Employment, full-time and continuing to get my bachel	0	0.00%
Employment, full-time paid	1	100.00%
Employment, part-time paid	0	0.00%
Graduate or professional school, full-time	0	0.00%
Graduate or professional school, part-time	0	0.00%
I plan on working and continuing on with school	0	0.00%
Maternity leave and then employment full time	0	0.00%
Military Service	0	0.00%
Physical therapy assistant program; hopefully graduate	0	0.00%
Seek a different degree (Business is not good right now	0	0.00%
Starting or raising a family	0	0.00%
Total	1	100.00%



**Graduation Survey
May 2009
BS Community Counseling**

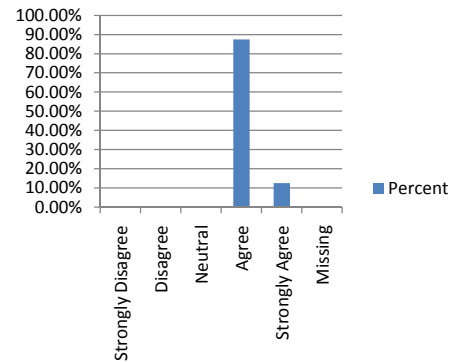
43. If you selected Graduate or Professional School in the previous question whether full or part-time, please list where and your major.

Reponses	Frequency	Percent
Where = University of Oklahoma; Major = Law	0	0.00%
Where = Arkansas; Major = BIT	0	0.00%
Where = Bartlesville Small Animal Hospital ; Major = Biological Science Medical/Molecular	0	0.00%
Where = Jacksonville, Florida; Major = Law	0	0.00%
Where = Kansas State University ; Major = Communicatons	0	0.00%
Where = Law school; Major = Sociology	0	0.00%
Where = NOC; Major = Registered Nurse	0	0.00%
Where = NSU BA; Major = Accounting and Finance	0	0.00%
Where = NSU or RSU undecided on this ; Major = Community Counseling	0	0.00%
Where = NSU; Major = MBA	0	0.00%
Where = Oklahoma State University Health Sciences in Tulsa; Major = Forensic Science	0	0.00%
Where = Oklahoma University; Major = Nursing	0	0.00%
Where = OSU Medical School; Major = D.O. (Medicine)	0	0.00%
Where = OSU Tulsa; Major = Accounting	0	0.00%
Where = OSU Tulsa; Major = Business Admin	0	0.00%
Where = OSU Tulsa; Major = Community Counseling	0	0.00%
Where = OSU Tulsa; Major = MBA	0	0.00%
Where = OU Tulsa; Major = Human Relations	0	0.00%
Where = OU Tulsa; Major = Occupational Therapy	0	0.00%
Where = OU; Major = Pharmacy	0	0.00%
Where = Rogers State University; Major = Liberal Arts	0	0.00%
Where = RSU; Major = Bachelor's in Nursing	0	0.00%
Where = still looking; Major = MBA	0	0.00%
Where = TCC for PTA; OU Schusterman for Physical Therapy	0	0.00%
Where = Tulsa University; Major = Geology	0	0.00%
Where = University of Oklahoma College of Pharmacy; Major = PharmD	0	0.00%
Where = University of Oklahoma, Tulsa Campus; Major = Masters in Occupational Therapy	0	0.00%
Where = University of Oklahoma; Major = Pharmacy (Pharm. D.)	0	0.00%
Where = University of Oklahoma; Major = Physicians Assistant Program	0	0.00%
Where = University of Tulsa; Major = Biology	0	0.00%
Where = University of Tulsa; Major = English	0	0.00%
Where = unsure; Major = Theater	0	0.00%
Where = Wichita State University; Major = Psychology	0	0.00%
Total	0	0.00%

**Graduation Survey
May 2009
BS Justice Administration**

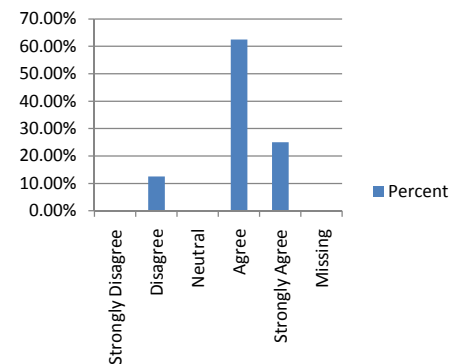
1. I received quality instruction in my general education courses.

Reponses	Frequency	Percent
Strongly Disagree	0	0.00%
Disagree	0	0.00%
Neutral	0	0.00%
Agree	7	87.50%
Strongly Agree	1	12.50%
Agree + Strongly Agree	8	100.00%
Total Valid	8	100.00%
Missing	0	0.00%
Total	8	100.00%



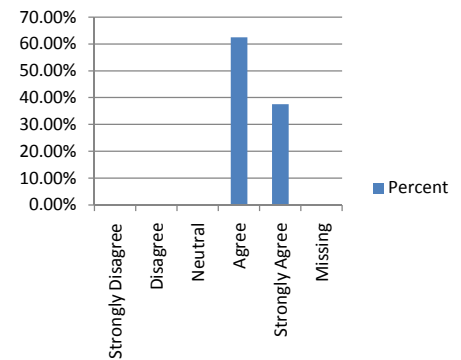
2. I received quality instruction in courses within my major.

Reponses	Frequency	Percent
Strongly Disagree	0	0.00%
Disagree	1	12.50%
Neutral	0	0.00%
Agree	5	62.50%
Strongly Agree	2	25.00%
Agree + Strongly Agree	7	87.50%
Total Valid	8	100.00%
Missing	0	0.00%
Total	8	100.00%



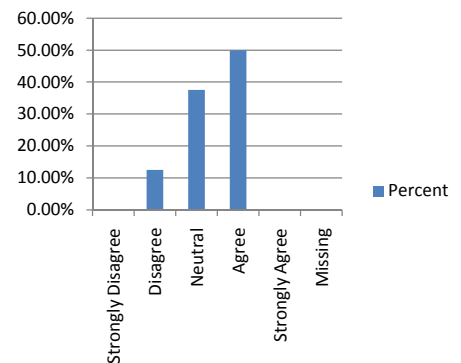
3. I am able to apply what I learned at RSU to my current experiences.

Reponses	Frequency	Percent
Strongly Disagree	0	0.00%
Disagree	0	0.00%
Neutral	0	0.00%
Agree	5	62.50%
Strongly Agree	3	37.50%
Agree + Strongly Agree	8	100.00%
Total Valid	8	100.00%
Missing	0	0.00%
Total	8	100.00%



4. I believe that RSU meets the educational needs of its students.

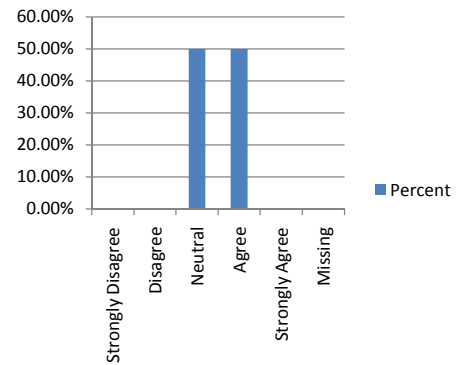
Reponses	Frequency	Percent
Strongly Disagree	0	0.00%
Disagree	1	12.50%
Neutral	3	37.50%
Agree	4	50.00%
Strongly Agree	0	0.00%
Agree + Strongly Agree	4	50.00%
Total Valid	8	100.00%
Missing	0	0.00%
Total	8	100.00%



**Graduation Survey
May 2009
BS Justice Administration**

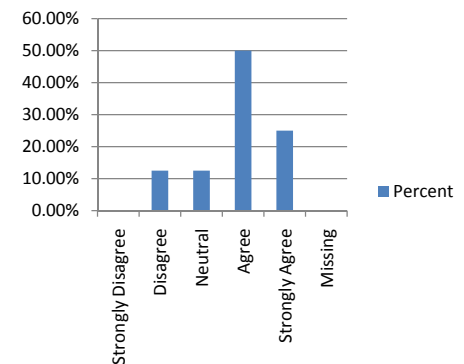
5. I believe RSU serves the educational needs of NE Oklahoma.

Reponses	Frequency	Percent
Strongly Disagree	0	0.00%
Disagree	0	0.00%
Neutral	4	50.00%
Agree	4	50.00%
Strongly Agree	0	0.00%
Agree + Strongly Agree	4	50.00%
Total Valid	8	100.00%
Missing	0	0.00%
Total	8	100.00%



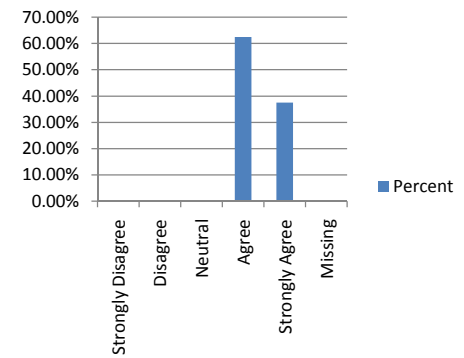
6. I believe I am competent in written and oral communication, scientific reasoning, and critical thinking.

Reponses	Frequency	Percent
Strongly Disagree	0	0.00%
Disagree	1	12.50%
Neutral	1	12.50%
Agree	4	50.00%
Strongly Agree	2	25.00%
Agree + Strongly Agree	6	75.00%
Total Valid	8	100.00%
Missing	0	0.00%
Total	8	100.00%



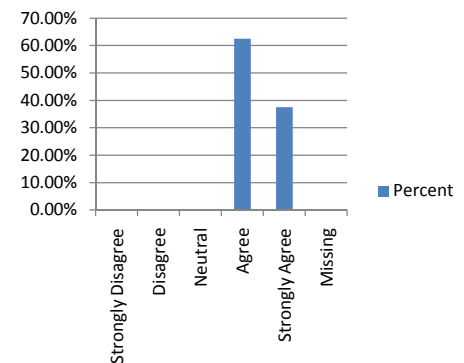
7. I believe that since attending RSU I can make better life and career decisions.

Reponses	Frequency	Percent
Strongly Disagree	0	0.00%
Disagree	0	0.00%
Neutral	0	0.00%
Agree	5	62.50%
Strongly Agree	3	37.50%
Agree + Strongly Agree	8	100.00%
Total Valid	8	100.00%
Missing	0	0.00%
Total	8	100.00%



8. I believe that I have a greater appreciation of diversity in terms of race, class, ethnicity, gender, religion, and/or nationality.

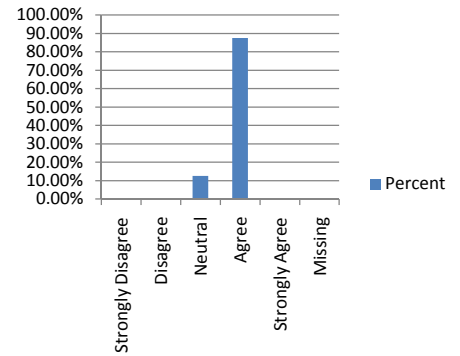
Reponses	Frequency	Percent
Strongly Disagree	0	0.00%
Disagree	0	0.00%
Neutral	0	0.00%
Agree	5	62.50%
Strongly Agree	3	37.50%
Agree + Strongly Agree	8	100.00%
Total Valid	8	100.00%
Missing	0	0.00%
Total	8	100.00%



**Graduation Survey
May 2009
BS Justice Administration**

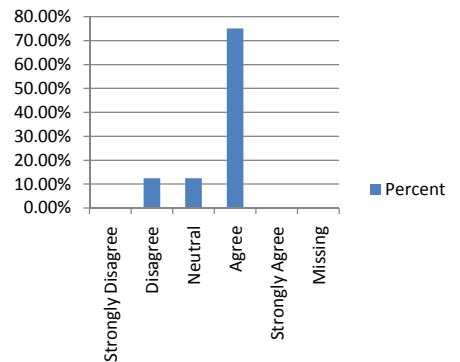
9. I believe that the educational goals I set for myself at RSU were met.

Reponses	Frequency	Percent
Strongly Disagree	0	0.00%
Disagree	0	0.00%
Neutral	1	12.50%
Agree	7	87.50%
Strongly Agree	0	0.00%
Agree + Strongly Agree	7	87.50%
Total Valid	8	100.00%
Missing	0	0.00%
Total	8	100.00%



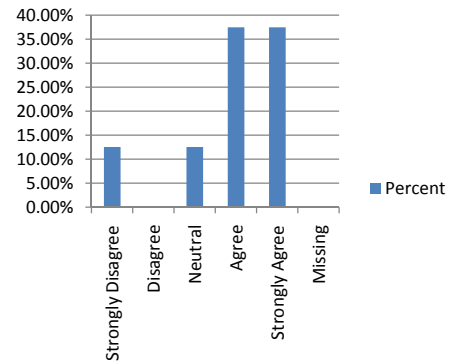
10. Overall, I am satisfied with the instruction I received at RSU.

Reponses	Frequency	Percent
Strongly Disagree	0	0.00%
Disagree	1	12.50%
Neutral	1	12.50%
Agree	6	75.00%
Strongly Agree	0	0.00%
Agree + Strongly Agree	6	75.00%
Total Valid	8	100.00%
Missing	0	0.00%
Total	8	100.00%



11. Faculty show a high degree of interest in student learning.

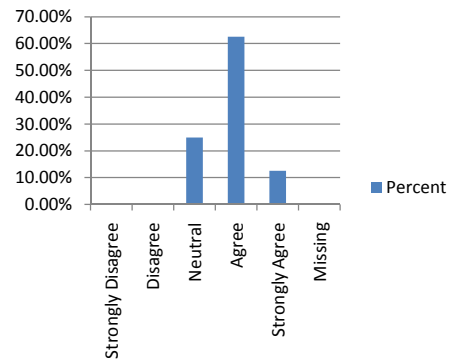
Reponses	Frequency	Percent
Strongly Disagree	1	12.50%
Disagree	0	0.00%
Neutral	1	12.50%
Agree	3	37.50%
Strongly Agree	3	37.50%
Agree + Strongly Agree	6	75.00%
Total Valid	8	100.00%
Missing	0	0.00%
Total	8	100.00%



**Graduation Survey
May 2009
BS Justice Administration**

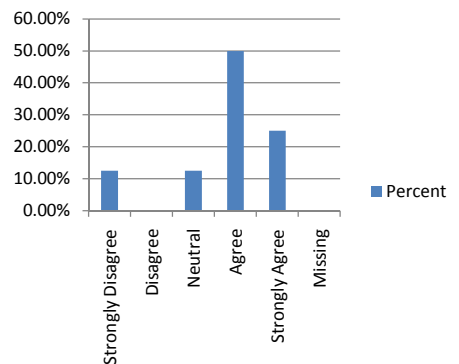
12. Faculty teaching general education courses were well prepared for the courses they taught.

Reponses	Frequency	Percent
Strongly Disagree	0	0.00%
Disagree	0	0.00%
Neutral	2	25.00%
Agree	5	62.50%
Strongly Agree	1	12.50%
Agree + Strongly Agree	6	75.00%
Total Valid	8	100.00%
Missing	0	0.00%
Total	8	100.00%



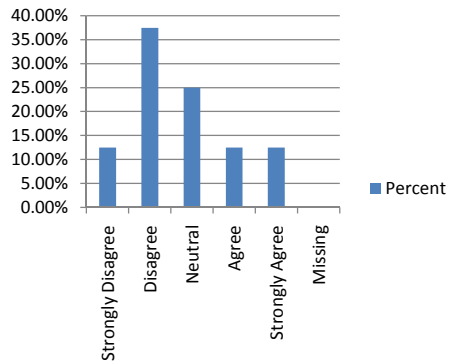
13. Faculty teaching courses in my major were well prepared for the courses they taught.

Reponses	Frequency	Percent
Strongly Disagree	1	12.50%
Disagree	0	0.00%
Neutral	1	12.50%
Agree	4	50.00%
Strongly Agree	2	25.00%
Agree + Strongly Agree	6	75.00%
Total Valid	8	100.00%
Missing	0	0.00%
Total	8	100.00%



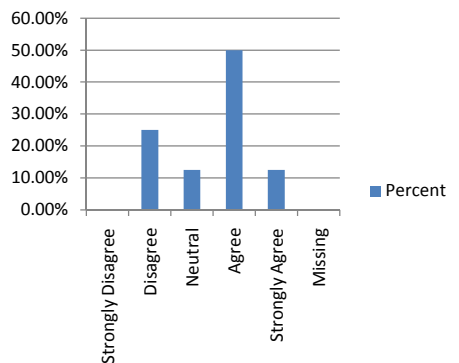
14. Faculty were available during their office hours.

Reponses	Frequency	Percent
Strongly Disagree	1	12.50%
Disagree	3	37.50%
Neutral	2	25.00%
Agree	1	12.50%
Strongly Agree	1	12.50%
Agree + Strongly Agree	2	25.00%
Total Valid	8	100.00%
Missing	0	0.00%
Total	8	100.00%



15. Faculty teaching general education courses demonstrated a concern for my progress.

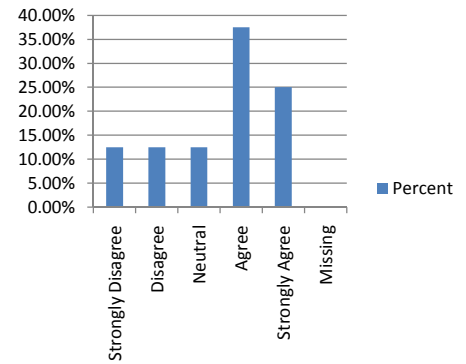
Reponses	Frequency	Percent
Strongly Disagree	0	0.00%
Disagree	2	25.00%
Neutral	1	12.50%
Agree	4	50.00%
Strongly Agree	1	12.50%
Agree + Strongly Agree	5	62.50%
Total Valid	8	100.00%
Missing	0	0.00%
Total	8	100.00%



**Graduation Survey
May 2009
BS Justice Administration**

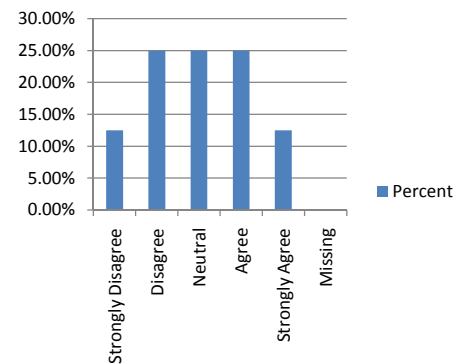
16. Faculty teaching courses in my major demonstrated a concern for my progress.

Reponses	Frequency	Percent
Strongly Disagree	1	12.50%
Disagree	1	12.50%
Neutral	1	12.50%
Agree	3	37.50%
Strongly Agree	2	25.00%
Agree + Strongly Agree	5	62.50%
Total Valid	8	100.00%
Missing	0	0.00%
Total	8	100.00%



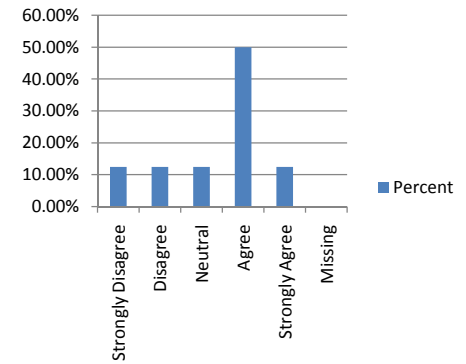
17. My faculty/academic advisor was available.

Reponses	Frequency	Percent
Strongly Disagree	1	12.50%
Disagree	2	25.00%
Neutral	2	25.00%
Agree	2	25.00%
Strongly Agree	1	12.50%
Agree + Strongly Agree	3	37.50%
Total Valid	8	100.00%
Missing	0	0.00%
Total	8	100.00%



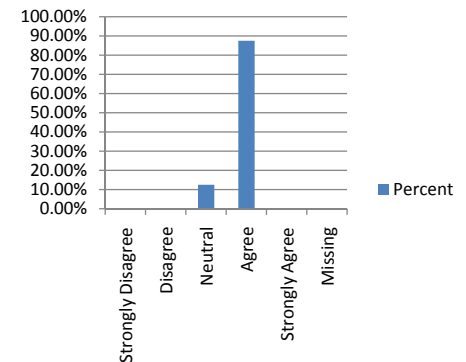
18. My faculty/academic advisor guided me toward my academic and career goals.

Reponses	Frequency	Percent
Strongly Disagree	1	12.50%
Disagree	1	12.50%
Neutral	1	12.50%
Agree	4	50.00%
Strongly Agree	1	12.50%
Agree + Strongly Agree	5	62.50%
Total Valid	8	100.00%
Missing	0	0.00%
Total	8	100.00%



19. Smaller course sizes (25 or fewer) increased my ability to learn.

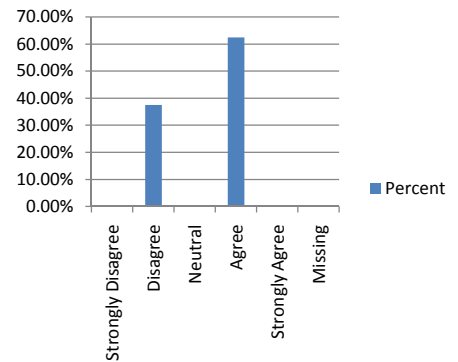
Reponses	Frequency	Percent
Strongly Disagree	0	0.00%
Disagree	0	0.00%
Neutral	1	12.50%
Agree	7	87.50%
Strongly Agree	0	0.00%
Agree + Strongly Agree	7	87.50%
Total Valid	8	100.00%
Missing	0	0.00%
Total	8	100.00%



**Graduation Survey
May 2009
BS Justice Administration**

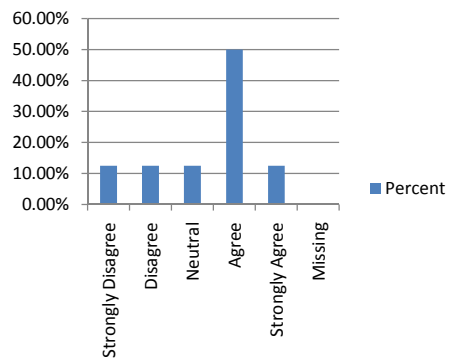
20. Courses were generally scheduled in a time frame that met my needs.

Reponses	Frequency	Percent
Strongly Disagree	0	0.00%
Disagree	3	37.50%
Neutral	0	0.00%
Agree	5	62.50%
Strongly Agree	0	0.00%
Agree + Strongly Agree	5	62.50%
Total Valid	8	100.00%
Missing	0	0.00%
Total	8	100.00%



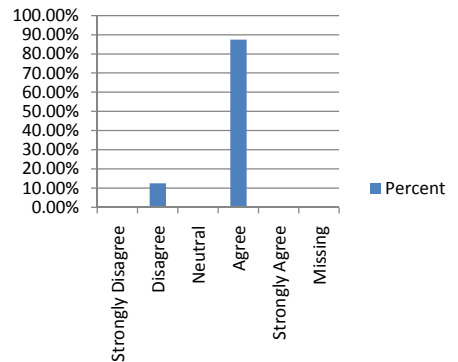
21. Grading and evaluation methods were fair and reflected my learning.

Reponses	Frequency	Percent
Strongly Disagree	1	12.50%
Disagree	1	12.50%
Neutral	1	12.50%
Agree	4	50.00%
Strongly Agree	1	12.50%
Agree + Strongly Agree	5	62.50%
Total Valid	8	100.00%
Missing	0	0.00%
Total	8	100.00%



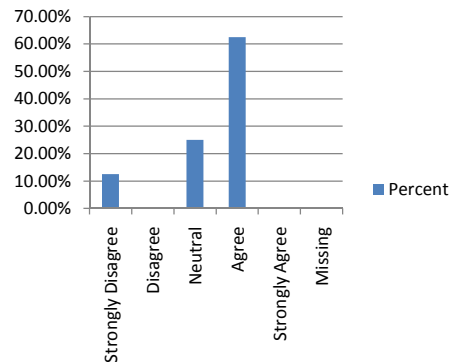
22. The course descriptions in the Bulletin adequately described the courses.

Reponses	Frequency	Percent
Strongly Disagree	0	0.00%
Disagree	1	12.50%
Neutral	0	0.00%
Agree	7	87.50%
Strongly Agree	0	0.00%
Agree + Strongly Agree	7	87.50%
Total Valid	8	100.00%
Missing	0	0.00%
Total	8	100.00%



23. Electronic course supplements were appropriate for the courses being taught.

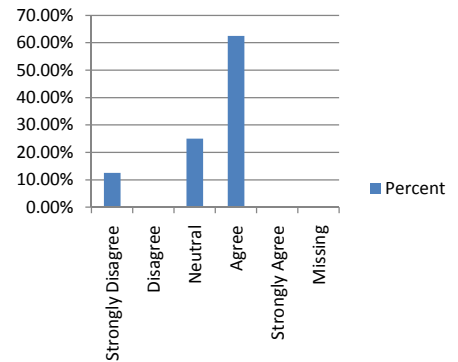
Reponses	Frequency	Percent
Strongly Disagree	1	12.50%
Disagree	0	0.00%
Neutral	2	25.00%
Agree	5	62.50%
Strongly Agree	0	0.00%
Agree + Strongly Agree	5	62.50%
Total Valid	8	100.00%
Missing	0	0.00%
Total	8	100.00%



**Graduation Survey
May 2009
BS Justice Administration**

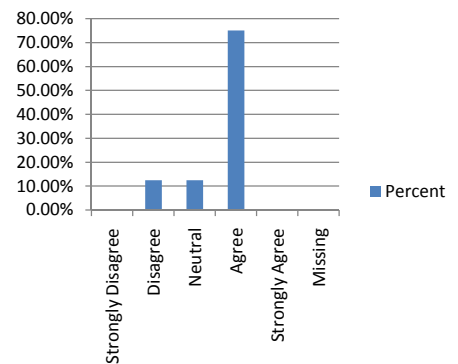
24. Considering what I now know, I would attend RSU again.

Reponses	Frequency	Percent
Strongly Disagree	1	12.50%
Disagree	0	0.00%
Neutral	2	25.00%
Agree	5	62.50%
Strongly Agree	0	0.00%
Agree + Strongly Agree	5	62.50%
Total Valid	8	100.00%
Missing	0	0.00%
Total	8	100.00%



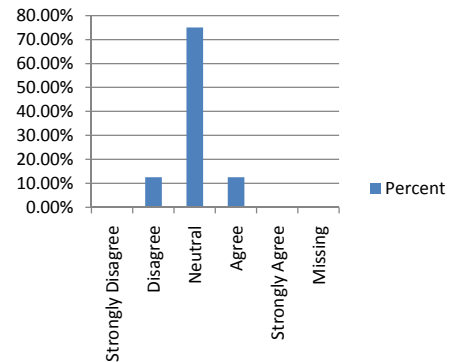
25. I would encourage my family and friends to attend RSU.

Reponses	Frequency	Percent
Strongly Disagree	0	0.00%
Disagree	1	12.50%
Neutral	1	12.50%
Agree	6	75.00%
Strongly Agree	0	0.00%
Agree + Strongly Agree	6	75.00%
Total Valid	8	100.00%
Missing	0	0.00%
Total	8	100.00%



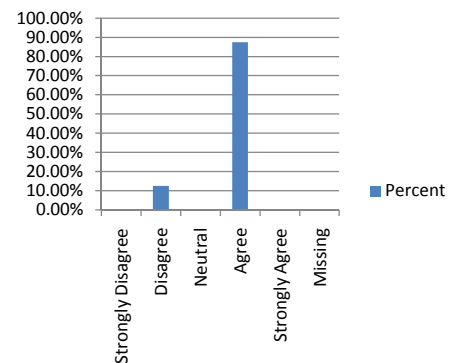
26. The Career Placement Service was helpful.

Reponses	Frequency	Percent
Strongly Disagree	0	0.00%
Disagree	1	12.50%
Neutral	6	75.00%
Agree	1	12.50%
Strongly Agree	0	0.00%
Agree + Strongly Agree	1	12.50%
Total Valid	8	100.00%
Missing	0	0.00%
Total	8	100.00%



27. Overall, my student life experiences at RSU were positive.

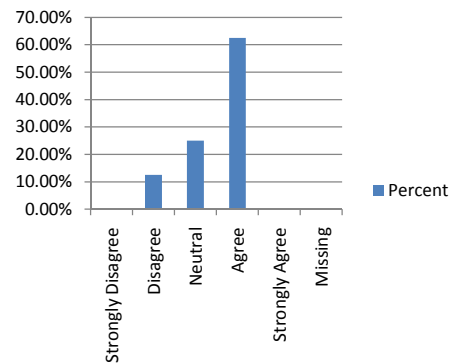
Reponses	Frequency	Percent
Strongly Disagree	0	0.00%
Disagree	1	12.50%
Neutral	0	0.00%
Agree	7	87.50%
Strongly Agree	0	0.00%
Agree + Strongly Agree	7	87.50%
Total Valid	8	100.00%
Missing	0	0.00%
Total	8	100.00%



**Graduation Survey
May 2009
BS Justice Administration**

28. Overall, I am satisfied with the entire educational experience at RSU.

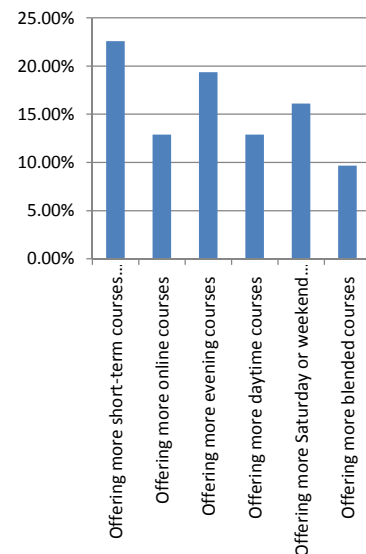
Reponses	Frequency	Percent
Strongly Disagree	0	0.00%
Disagree	1	12.50%
Neutral	2	25.00%
Agree	5	62.50%
Strongly Agree	0	0.00%
Agree + Strongly Agree	5	62.50%
Total Valid	8	100.00%
Missing	0	0.00%
Total	8	100.00%



**Graduation Survey
May 2009
BS Justice Administration**

29. RSU could improve the educational programs to better meet my needs by: (check all that apply)

Reponses	Frequency	Percent
Offering more short-term courses (example: 4 or 8 weeks)	7	22.58%
Offering more online courses	4	12.90%
Offering more evening courses	6	19.35%
Offering more daytime courses	4	12.90%
Offering more Saturday or weekend courses	5	16.13%
Offering more blended courses	3	9.68%
Get teaching programs	0	0.00%
Make sure the instructor is actually "teaching" the assigned subject.	0	0.00%
Offering nursing program that goes straight through to bsn.	0	0.00%
Improvement of science labs (facilities and equipment)	0	0.00%
Offering more majors	0	0.00%
Knowing that there is now an Elementary Education BA degree program on your campus. It is not even in the list below.	0	0.00%
Having a variety of teachers teaching the courses instead of just two for the major	0	0.00%
More medical/molecular classes	0	0.00%
Some classes have not been offered at all! i.e. Values and Ethics has not been offered for the past 2 years!!	0	0.00%
More than just one time slot available for courses	0	0.00%
I don't think assignments should be given out over break or a week before finals...it takes away from taking a chance to relax and/or study for finals!	0	0.00%
More upper division med/molecular classes	0	0.00%
Offering more of the junior and senior level courses every semester.	0	0.00%
Offer CJA classes more often	1	3.23%
Having a class offered year round especially in the biology department	0	0.00%
Offer more psychology courses in general. RSU needs to hire more faculty.	0	0.00%
Offering more two day classes (MW or TR)	0	0.00%
Offering courses applicable to nursing students on Wed-Fri in order to comply with their required clinical days.	0	0.00%
Photography courses during the day.	0	0.00%
Accept more CLEP tests. Advertise CLEP and advanced standing tests more.	0	0.00%
What about Elementary education for ?	0	0.00%
Offering more courses during the summer term for Criminal Justice students	1	3.23%
RSU needs better career placement & the academic advisors were not helpful.	0	0.00%
Better counseling as what classes to take, before taking another one.	0	0.00%
Changes in Internship policy	0	0.00%
Total	31	100.00%



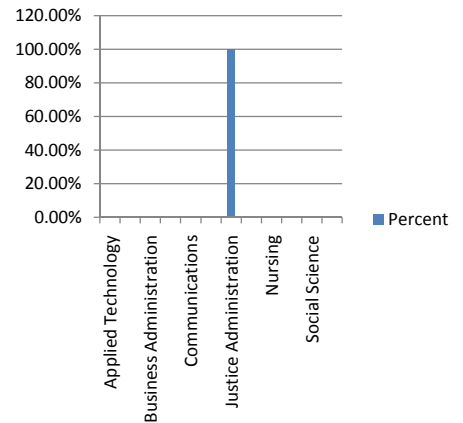
**Graduation Survey
May 2009
BS Justice Administration**

30. My major of study is: (Bachelor degree)

Reponses

Applied Technology
Biology
Business Administration
Business Information Technology
Communications
Community Counseling
Justice Administration
Liberal Arts
Nursing
Organizational Leadership
Social Science
Visual Arts
Total

Frequency	Percent
0	0.00%
0	0.00%
0	0.00%
0	0.00%
0	0.00%
0	0.00%
8	100.00%
0	0.00%
0	0.00%
0	0.00%
0	0.00%
0	0.00%
8	100.00%

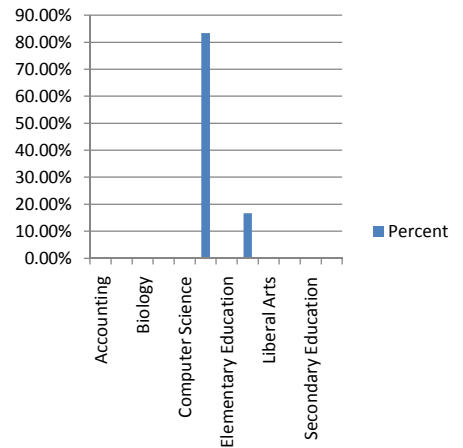


31. My major of study is: (Associate in Arts or Science)

Reponses

Accounting
Art
Biology
Business Administration
Computer Science
Criminal Justice Studies
Elementary Education
Legal Assisting
Liberal Arts
Physical Science
Secondary Education
Social Science
Total

Frequency	Percent
0	0.00%
0	0.00%
0	0.00%
0	0.00%
0	0.00%
5	83.33%
0	0.00%
1	16.67%
0	0.00%
0	0.00%
0	0.00%
0	0.00%
6	100.00%

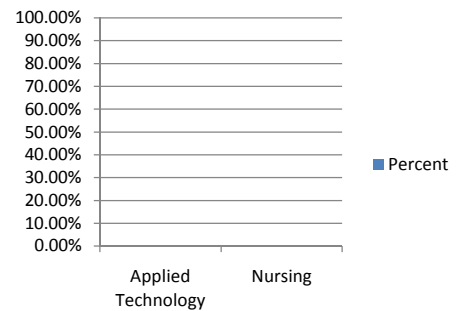


32. My major of study is: (Associate in Applied Science)

Reponses

Applied Technology
Nursing
Total

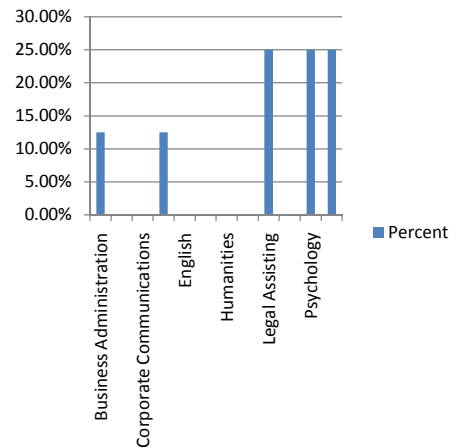
Frequency	Percent
0	0.00%
0	0.00%
0	0.00%



**Graduation Survey
May 2009
BS Justice Administration**

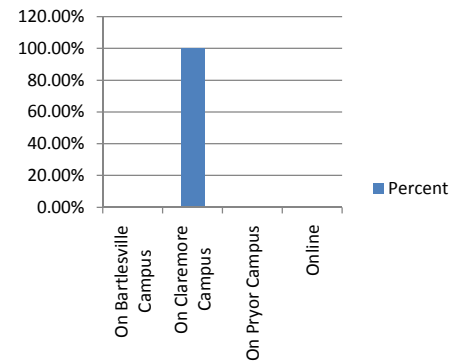
33. My minor is (applicable to bachelor's degree graduates only):

Reponses	Frequency	Percent
Business Administration	1	12.50%
Computer Science	0	0.00%
Corporate Communications	0	0.00%
Criminal Justice-COP	1	12.50%
English	0	0.00%
History	0	0.00%
Humanities	0	0.00%
Justice Administration	0	0.00%
Legal Assisting	2	25.00%
Political Science	0	0.00%
Psychology	2	25.00%
Sociology	2	25.00%
Total	8	100.00%



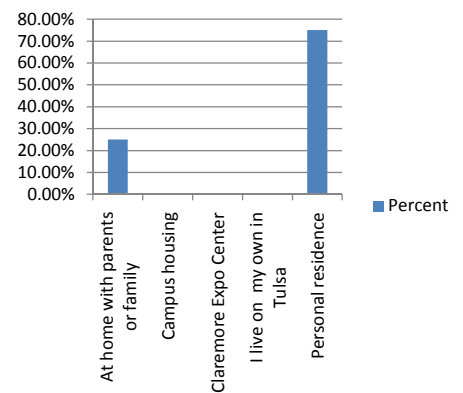
34. Most of my courses have been (Please mark one):

Reponses	Frequency	Percent
On Bartlesville Campus	0	0.00%
On Claremore Campus	8	100.00%
On Pryor Campus	0	0.00%
Online	0	0.00%
Total	8	100.00%



35. My residence during MOST of my education at RSU was:

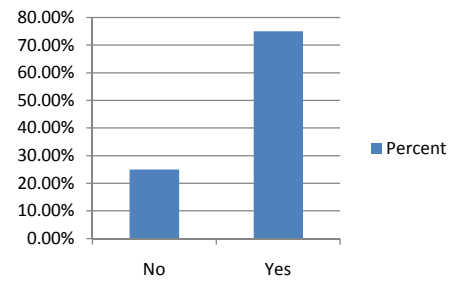
Reponses	Frequency	Percent
At home with parents or family	2	25.00%
Campus housing	0	0.00%
Claremore Expo Center	0	0.00%
I live on my own in Tulsa	0	0.00%
Personal residence	6	75.00%
Total	8	100.00%



**Graduation Survey
May 2009
BS Justice Administration**

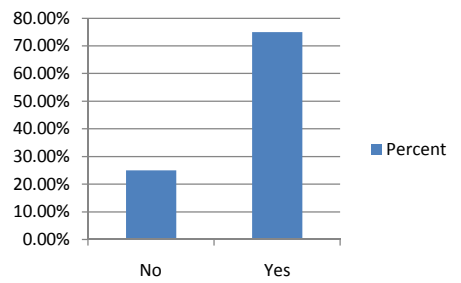
36. Are you the first person in your family to graduate with a Bachelor's degree?

Reponses	Frequency	Percent
No	2	25.00%
Yes	6	75.00%
Total	8	100.00%



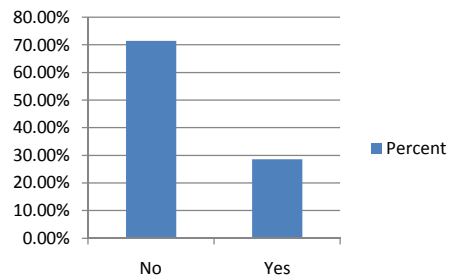
37. Are you the first person in your family to graduate with an Associate in Arts or Science degree?

Reponses	Frequency	Percent
No	2	25.00%
Yes	6	75.00%
Total	8	100.00%



38. Are you the first person in your family to graduate with an Associate in Applied Science degree?

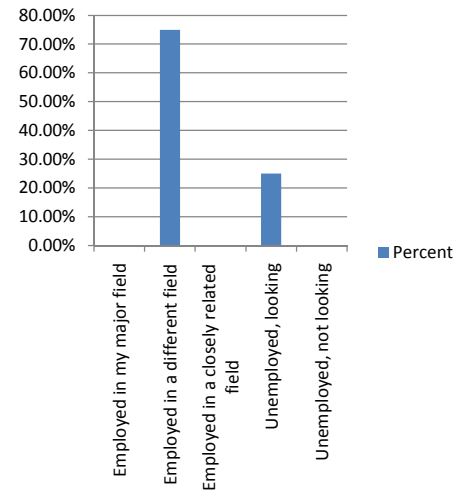
Reponses	Frequency	Percent
No	5	71.43%
Yes	2	28.57%
Total	7	100.00%



**Graduation Survey
May 2009
BS Justice Administration**

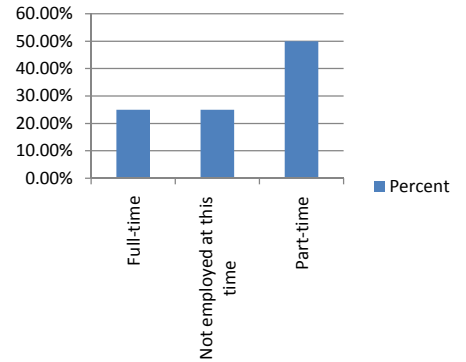
39. I am currently:

Reponses	Frequency	Percent
Employed in my major field	0	0.00%
Employed in a different field	6	75.00%
Employed in a closely related field	0	0.00%
Unemployed, looking	2	25.00%
Unemployed, not looking	0	0.00%
Rogers State University	0	0.00%
Cameron University	0	0.00%
University of Oklahoma	0	0.00%
NSU	0	0.00%
University of Oklahoma College of Pharmacy	0	0.00%
University of Tulsa	0	0.00%
Another Insitution	0	0.00%
At OSU and I am currently employed in my major field of study.	0	0.00%
Cameron University - Claremore Campus	0	0.00%
Florida Coastal Law School	0	0.00%
NOC	0	0.00%
Northeastern State University, Broken Arrow	0	0.00%
OSU-Tulsa	0	0.00%
Physical Therapy program	0	0.00%
TCC/OSU Tulsa	0	0.00%
Wichita State University	0	0.00%
Total	8	100.00%



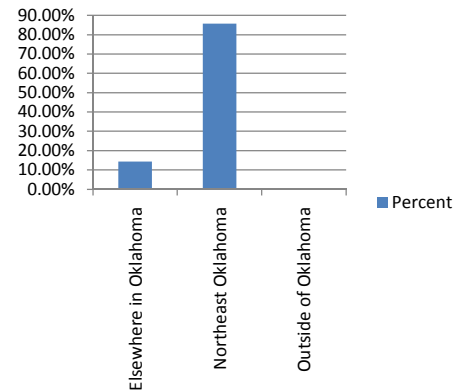
40. I am employed:

Reponses	Frequency	Percent
Full-time	2	25.00%
Not employed at this time	2	25.00%
Part-time	4	50.00%
Total	8	100.00%



41. I am employed in:

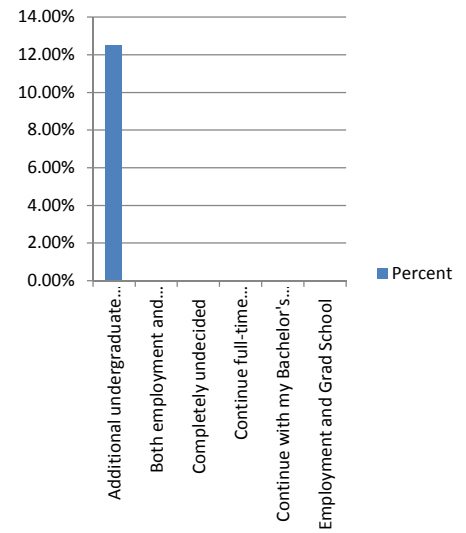
Reponses	Frequency	Percent
Elsewhere in Oklahoma	1	14.29%
Northeast Oklahoma	6	85.71%
Outside of Oklahoma	0	0.00%
Total	7	100.00%



**Graduation Survey
May 2009
BS Justice Administration**

42. My PRINCIPAL activity upon graduation MOST LIKELY will be:

Reponses	Frequency	Percent
Additional undergraduate coursework	1	12.50%
Both employment and graduate school part time	0	0.00%
Completely undecided	0	0.00%
Continue full-time employment, military, continue gra	0	0.00%
Continue with my Bachelor's elsewhere. Somewhere r	0	0.00%
Employment and Grad School	0	0.00%
Employment full-time while continuing my education ;	0	0.00%
Employment, full-time and continuing to get my bache	0	0.00%
Employment, full-time paid	5	62.50%
Employment, part-time paid	1	12.50%
Graduate or professional school, full-time	0	0.00%
Graduate or professional school, part-time	0	0.00%
I plan on working and continuing on with school	0	0.00%
Maternity leave and then employment full time	0	0.00%
Military Service	1	12.50%
Physical therapy assistant program; hopefully graduat	0	0.00%
Seek a different degree (Business is not good right now	0	0.00%
Starting or raising a family	0	0.00%
Total	8	100.00%



**Graduation Survey
May 2009
BS Justice Administration**

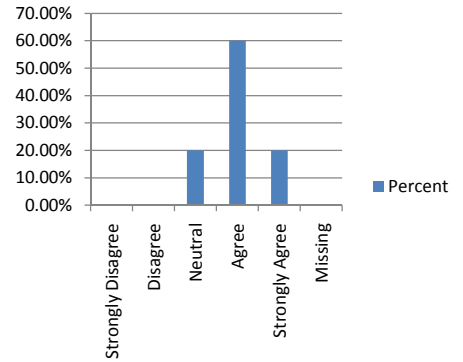
43. If you selected Graduate or Professional School in the previous question whether full or part-time, please list where and your major.

Responses	Frequency	Percent
Where = University of Oklahoma; Major = Law	0	0.00%
Where = Arkansas; Major = BIT	0	0.00%
Where = Bartlesville Small Animal Hospital ; Major = Biological Science Medical/Molecular	0	0.00%
Where = Jacksonville, Florida; Major = Law	0	0.00%
Where = Kansas State University ; Major = Communicatons	0	0.00%
Where = Law school; Major = Sociology	0	0.00%
Where = NOC; Major = Registered Nurse	0	0.00%
Where = NSU BA; Major = Accounting and Finance	0	0.00%
Where = NSU or RSU undecided on this ; Major = Community Counseling	0	0.00%
Where = NSU; Major = MBA	0	0.00%
Where = Oklahoma State University Health Sciences in Tulsa; Major = Forensic Science	1	100.00%
Where = Oklahoma University; Major = Nursing	0	0.00%
Where = OSU Medical School; Major = D.O. (Medicine)	0	0.00%
Where = OSU Tulsa; Major = Accounting	0	0.00%
Where = OSU Tulsa; Major = Business Admin	0	0.00%
Where = OSU Tulsa; Major = Community Counseling	0	0.00%
Where = OSU Tulsa; Major = MBA	0	0.00%
Where = OU Tulsa; Major = Human Relations	0	0.00%
Where = OU Tulsa; Major = Occupational Therapy	0	0.00%
Where = OU; Major = Pharmacy	0	0.00%
Where = Rogers State University; Major = Liberal Arts	0	0.00%
Where = RSU; Major = Bachelor's in Nursing	0	0.00%
Where = still looking; Major = MBA	0	0.00%
Where = TCC for PTA; OU Schusterman for Physical Therapy	0	0.00%
Where = Tulsa University; Major = Geology	0	0.00%
Where = University of Oklahoma College of Pharmacy; Major = PharmD	0	0.00%
Where = University of Oklahoma, Tulsa Campus; Major = Masters in Occupational Therapy	0	0.00%
Where = University of Oklahoma; Major = Pharmacy (Pharm. D.)	0	0.00%
Where = University of Oklahoma; Major = Physicians Assistant Program	0	0.00%
Where = University of Tulsa; Major = Biology	0	0.00%
Where = University of Tulsa; Major = English	0	0.00%
Where = unsure; Major = Theater	0	0.00%
Where = Wichita State University; Major = Psychology	0	0.00%
Total	1	100.00%

**Graduation Survey
May 2009
BS Nursing**

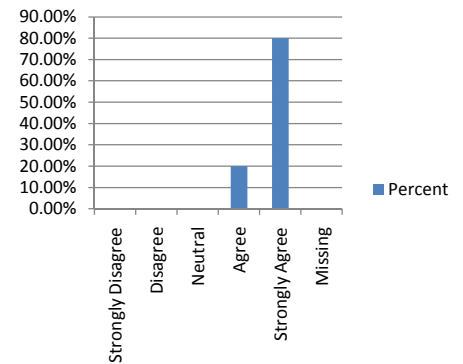
1. I received quality instruction in my general education courses.

Reponses	Frequency	Percent
Strongly Disagree	0	0.00%
Disagree	0	0.00%
Neutral	1	20.00%
Agree	3	60.00%
Strongly Agree	1	20.00%
Agree + Strongly Agree	4	80.00%
Total Valid	5	100.00%
Missing	0	0.00%
Total	5	100.00%



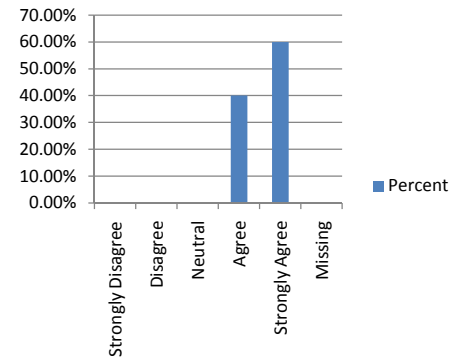
2. I received quality instruction in courses within my major.

Reponses	Frequency	Percent
Strongly Disagree	0	0.00%
Disagree	0	0.00%
Neutral	0	0.00%
Agree	1	20.00%
Strongly Agree	4	80.00%
Agree + Strongly Agree	5	100.00%
Total Valid	5	100.00%
Missing	0	0.00%
Total	5	100.00%



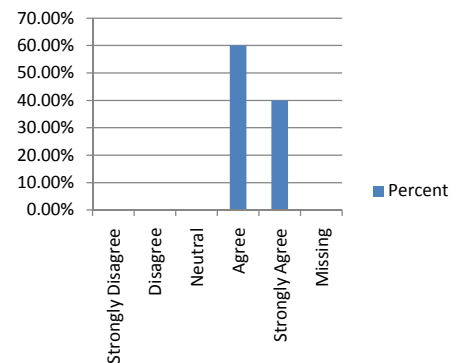
3. I am able to apply what I learned at RSU to my current experiences.

Reponses	Frequency	Percent
Strongly Disagree	0	0.00%
Disagree	0	0.00%
Neutral	0	0.00%
Agree	2	40.00%
Strongly Agree	3	60.00%
Agree + Strongly Agree	5	100.00%
Total Valid	5	100.00%
Missing	0	0.00%
Total	5	100.00%



4. I believe that RSU meets the educational needs of its students.

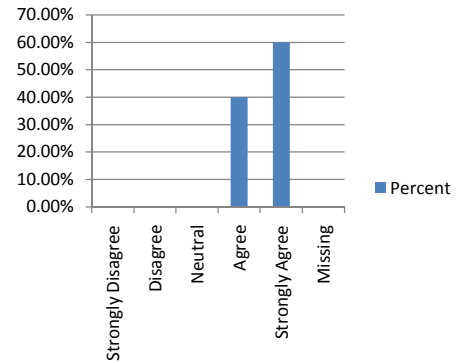
Reponses	Frequency	Percent
Strongly Disagree	0	0.00%
Disagree	0	0.00%
Neutral	0	0.00%
Agree	3	60.00%
Strongly Agree	2	40.00%
Agree + Strongly Agree	5	100.00%
Total Valid	5	100.00%
Missing	0	0.00%
Total	5	100.00%



**Graduation Survey
May 2009
BS Nursing**

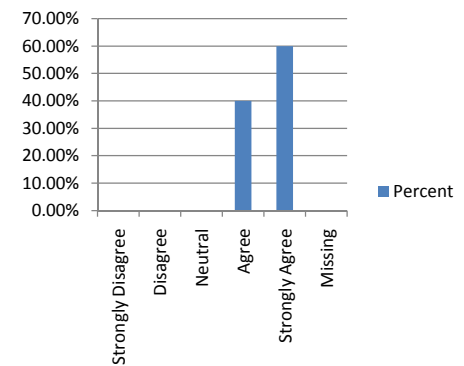
5. I believe RSU serves the educational needs of NE Oklahoma.

Reponses	Frequency	Percent
Strongly Disagree	0	0.00%
Disagree	0	0.00%
Neutral	0	0.00%
Agree	2	40.00%
Strongly Agree	3	60.00%
Agree + Strongly Agree	5	100.00%
Total Valid	5	100.00%
Missing	0	0.00%
Total	5	100.00%



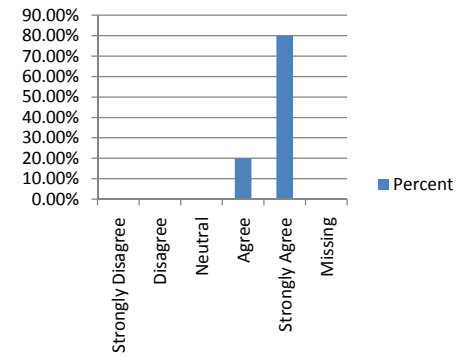
6. I believe I am competent in written and oral communication, scientific reasoning, and critical thinking.

Reponses	Frequency	Percent
Strongly Disagree	0	0.00%
Disagree	0	0.00%
Neutral	0	0.00%
Agree	2	40.00%
Strongly Agree	3	60.00%
Agree + Strongly Agree	5	100.00%
Total Valid	5	100.00%
Missing	0	0.00%
Total	5	100.00%



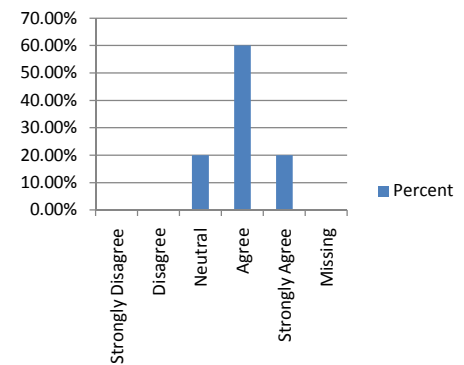
7. I believe that since attending RSU I can make better life and career decisions.

Reponses	Frequency	Percent
Strongly Disagree	0	0.00%
Disagree	0	0.00%
Neutral	0	0.00%
Agree	1	20.00%
Strongly Agree	4	80.00%
Agree + Strongly Agree	5	100.00%
Total Valid	5	100.00%
Missing	0	0.00%
Total	5	100.00%



8. I believe that I have a greater appreciation of diversity in terms of race, class, ethnicity, gender, religion, and/or nationality.

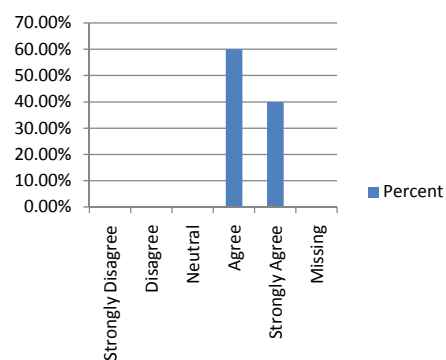
Reponses	Frequency	Percent
Strongly Disagree	0	0.00%
Disagree	0	0.00%
Neutral	1	20.00%
Agree	3	60.00%
Strongly Agree	1	20.00%
Agree + Strongly Agree	4	80.00%
Total Valid	5	100.00%
Missing	0	0.00%
Total	5	100.00%



**Graduation Survey
May 2009
BS Nursing**

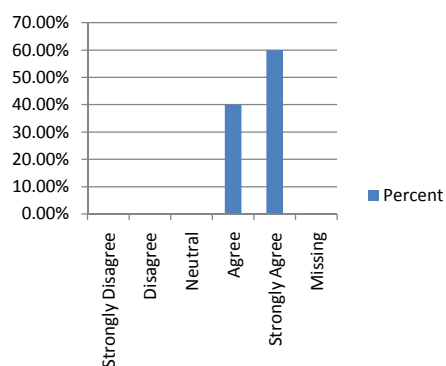
9. I believe that the educational goals I set for myself at RSU were met.

Reponses	Frequency	Percent
Strongly Disagree	0	0.00%
Disagree	0	0.00%
Neutral	0	0.00%
Agree	3	60.00%
Strongly Agree	2	40.00%
Agree + Strongly Agree	5	100.00%
Total Valid	5	100.00%
Missing	0	0.00%
Total	5	100.00%



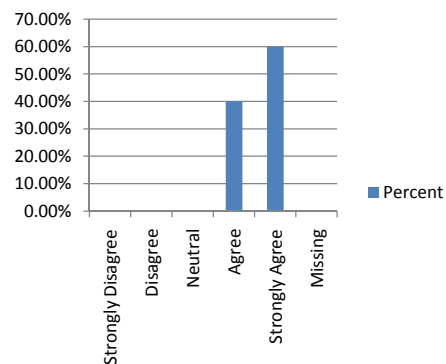
10. Overall, I am satisfied with the instruction I received at RSU.

Reponses	Frequency	Percent
Strongly Disagree	0	0.00%
Disagree	0	0.00%
Neutral	0	0.00%
Agree	2	40.00%
Strongly Agree	3	60.00%
Agree + Strongly Agree	5	100.00%
Total Valid	5	100.00%
Missing	0	0.00%
Total	5	100.00%



11. Faculty show a high degree of interest in student learning.

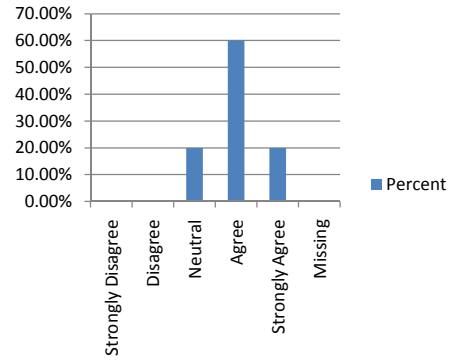
Reponses	Frequency	Percent
Strongly Disagree	0	0.00%
Disagree	0	0.00%
Neutral	0	0.00%
Agree	2	40.00%
Strongly Agree	3	60.00%
Agree + Strongly Agree	5	100.00%
Total Valid	5	100.00%
Missing	0	0.00%
Total	5	100.00%



**Graduation Survey
May 2009
BS Nursing**

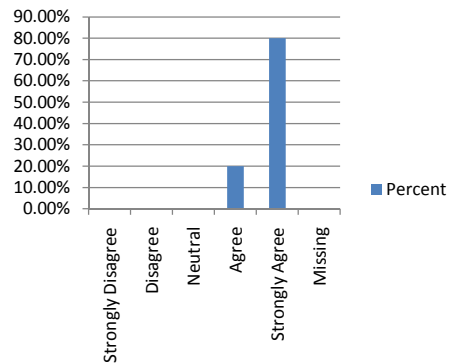
12. Faculty teaching general education courses were well prepared for the courses they taught.

Reponses	Frequency	Percent
Strongly Disagree	0	0.00%
Disagree	0	0.00%
Neutral	1	20.00%
Agree	3	60.00%
Strongly Agree	1	20.00%
Agree + Strongly Agree	4	80.00%
Total Valid	5	100.00%
Missing	0	0.00%
Total	5	100.00%



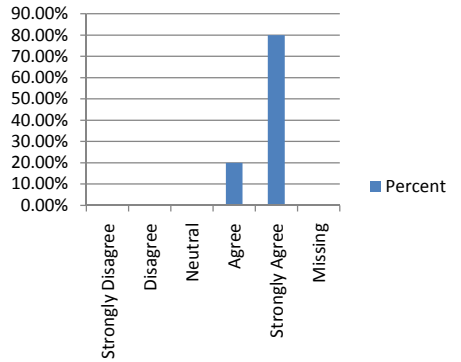
13. Faculty teaching courses in my major were well prepared for the courses they taught.

Reponses	Frequency	Percent
Strongly Disagree	0	0.00%
Disagree	0	0.00%
Neutral	0	0.00%
Agree	1	20.00%
Strongly Agree	4	80.00%
Agree + Strongly Agree	5	100.00%
Total Valid	5	100.00%
Missing	0	0.00%
Total	5	100.00%



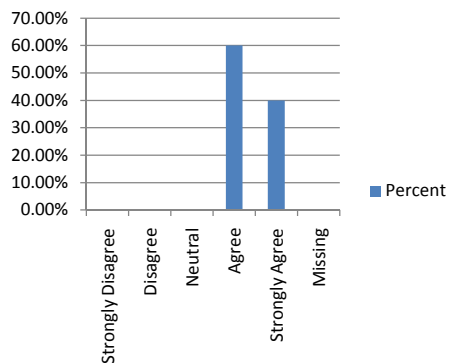
14. Faculty were available during their office hours.

Reponses	Frequency	Percent
Strongly Disagree	0	0.00%
Disagree	0	0.00%
Neutral	0	0.00%
Agree	1	20.00%
Strongly Agree	4	80.00%
Agree + Strongly Agree	5	100.00%
Total Valid	5	100.00%
Missing	0	0.00%
Total	5	100.00%



15. Faculty teaching general education courses demonstrated a concern for my progress.

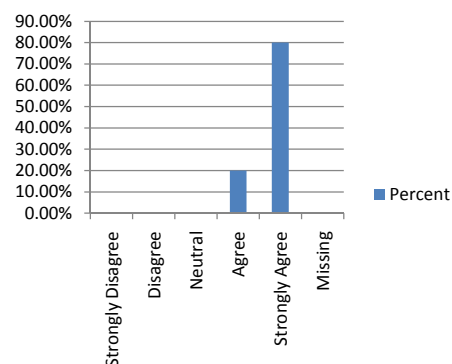
Reponses	Frequency	Percent
Strongly Disagree	0	0.00%
Disagree	0	0.00%
Neutral	0	0.00%
Agree	3	60.00%
Strongly Agree	2	40.00%
Agree + Strongly Agree	5	100.00%
Total Valid	5	100.00%
Missing	0	0.00%
Total	5	100.00%



**Graduation Survey
May 2009
BS Nursing**

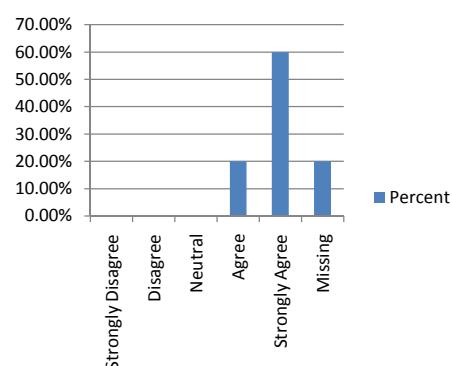
16. Faculty teaching courses in my major demonstrated a concern for my progress.

Reponses	Frequency	Percent
Strongly Disagree	0	0.00%
Disagree	0	0.00%
Neutral	0	0.00%
Agree	1	20.00%
Strongly Agree	4	80.00%
Agree + Strongly Agree	5	100.00%
Total Valid	5	100.00%
Missing	0	0.00%
Total	5	100.00%



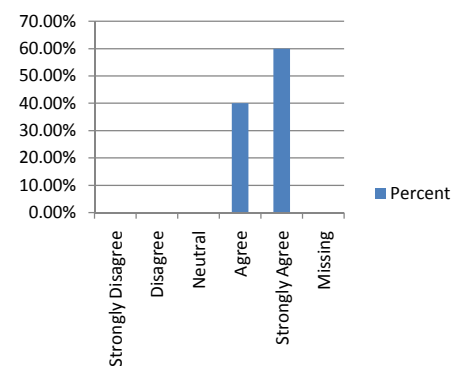
17. My faculty/academic advisor was available.

Reponses	Frequency	Percent
Strongly Disagree	0	0.00%
Disagree	0	0.00%
Neutral	0	0.00%
Agree	1	20.00%
Strongly Agree	3	60.00%
Agree + Strongly Agree	4	80.00%
Total Valid	4	80.00%
Missing	1	20.00%
Total	5	100.00%



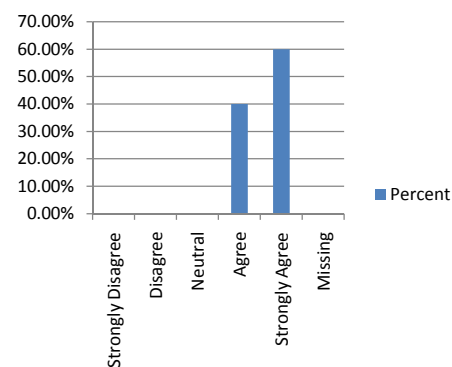
18. My faculty/academic advisor guided me toward my academic and career goals.

Reponses	Frequency	Percent
Strongly Disagree	0	0.00%
Disagree	0	0.00%
Neutral	0	0.00%
Agree	2	40.00%
Strongly Agree	3	60.00%
Agree + Strongly Agree	5	100.00%
Total Valid	5	100.00%
Missing	0	0.00%
Total	5	100.00%



19. Smaller course sizes (25 or fewer) increased my ability to learn.

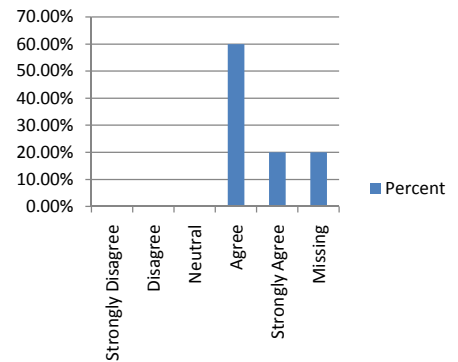
Reponses	Frequency	Percent
Strongly Disagree	0	0.00%
Disagree	0	0.00%
Neutral	0	0.00%
Agree	2	40.00%
Strongly Agree	3	60.00%
Agree + Strongly Agree	5	100.00%
Total Valid	5	100.00%
Missing	0	0.00%
Total	5	100.00%



**Graduation Survey
May 2009
BS Nursing**

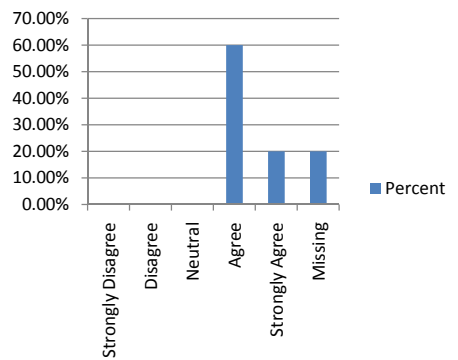
20. Courses were generally scheduled in a time frame that met my needs.

Reponses	Frequency	Percent
Strongly Disagree	0	0.00%
Disagree	0	0.00%
Neutral	0	0.00%
Agree	3	60.00%
Strongly Agree	1	20.00%
Agree + Strongly Agree	4	80.00%
Total Valid	4	80.00%
Missing	1	20.00%
Total	5	100.00%



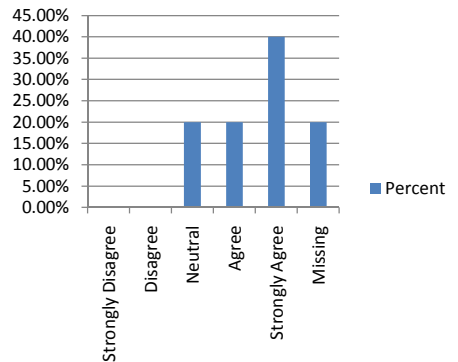
21. Grading and evaluation methods were fair and reflected my learning.

Reponses	Frequency	Percent
Strongly Disagree	0	0.00%
Disagree	0	0.00%
Neutral	0	0.00%
Agree	3	60.00%
Strongly Agree	1	20.00%
Agree + Strongly Agree	4	80.00%
Total Valid	4	80.00%
Missing	1	20.00%
Total	5	100.00%



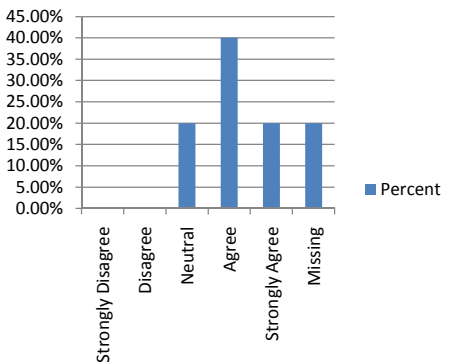
22. The course descriptions in the Bulletin adequately described the courses.

Reponses	Frequency	Percent
Strongly Disagree	0	0.00%
Disagree	0	0.00%
Neutral	1	20.00%
Agree	1	20.00%
Strongly Agree	2	40.00%
Agree + Strongly Agree	3	60.00%
Total Valid	4	80.00%
Missing	1	20.00%
Total	5	100.00%



23. Electronic course supplements were appropriate for the courses being taught.

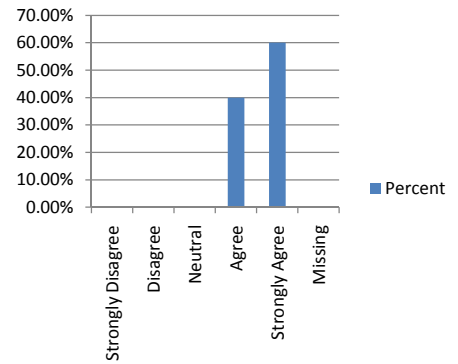
Reponses	Frequency	Percent
Strongly Disagree	0	0.00%
Disagree	0	0.00%
Neutral	1	20.00%
Agree	2	40.00%
Strongly Agree	1	20.00%
Agree + Strongly Agree	3	60.00%
Total Valid	4	80.00%
Missing	1	20.00%
Total	5	100.00%



**Graduation Survey
May 2009
BS Nursing**

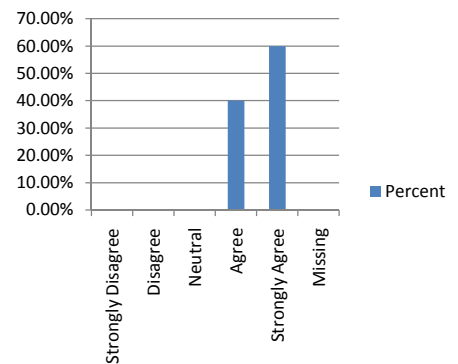
24. Considering what I now know, I would attend RSU again.

Reponses	Frequency	Percent
Strongly Disagree	0	0.00%
Disagree	0	0.00%
Neutral	0	0.00%
Agree	2	40.00%
Strongly Agree	3	60.00%
Agree + Strongly Agree	5	100.00%
Total Valid	5	100.00%
Missing	0	0.00%
Total	5	100.00%



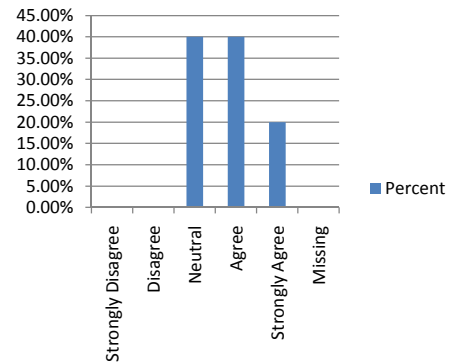
25. I would encourage my family and friends to attend RSU.

Reponses	Frequency	Percent
Strongly Disagree	0	0.00%
Disagree	0	0.00%
Neutral	0	0.00%
Agree	2	40.00%
Strongly Agree	3	60.00%
Agree + Strongly Agree	5	100.00%
Total Valid	5	100.00%
Missing	0	0.00%
Total	5	100.00%



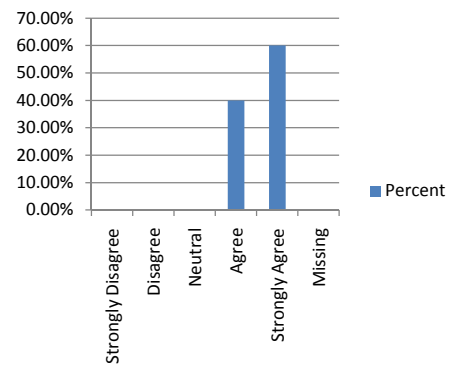
26. The Career Placement Service was helpful.

Reponses	Frequency	Percent
Strongly Disagree	0	0.00%
Disagree	0	0.00%
Neutral	2	40.00%
Agree	2	40.00%
Strongly Agree	1	20.00%
Agree + Strongly Agree	3	60.00%
Total Valid	5	100.00%
Missing	0	0.00%
Total	5	100.00%



27. Overall, my student life experiences at RSU were positive.

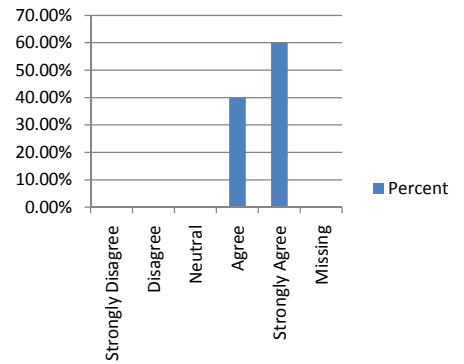
Reponses	Frequency	Percent
Strongly Disagree	0	0.00%
Disagree	0	0.00%
Neutral	0	0.00%
Agree	2	40.00%
Strongly Agree	3	60.00%
Agree + Strongly Agree	5	100.00%
Total Valid	5	100.00%
Missing	0	0.00%
Total	5	100.00%



**Graduation Survey
May 2009
BS Nursing**

28. Overall, I am satisfied with the entire educational experience at RSU.

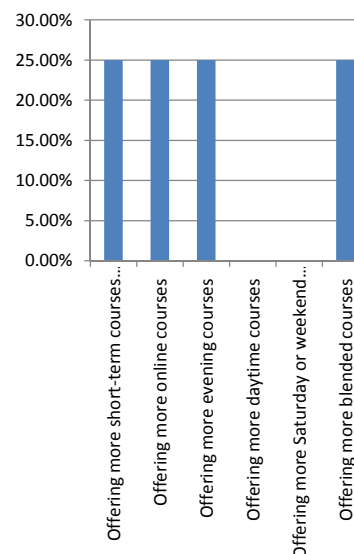
Reponses	Frequency	Percent
Strongly Disagree	0	0.00%
Disagree	0	0.00%
Neutral	0	0.00%
Agree	2	40.00%
Strongly Agree	3	60.00%
Agree + Strongly Agree	5	100.00%
Total Valid	5	100.00%
Missing	0	0.00%
Total	5	100.00%



**Graduation Survey
May 2009
BS Nursing**

29. RSU could improve the educational programs to better meet my needs by: (check all that apply)

Reponses	Frequency	Percent
Offering more short-term courses (example: 4 or 8 weeks)	1	25.00%
Offering more online courses	1	25.00%
Offering more evening courses	1	25.00%
Offering more daytime courses	0	0.00%
Offering more Saturday or weekend courses	0	0.00%
Offering more blended courses	1	25.00%
Get teaching programs	0	0.00%
Make sure the instructor is actually "teaching" the assigned subject.	0	0.00%
Offering nursing program that goes straight through to bsn.	0	0.00%
Improvement of science labs (facilities and equipment)	0	0.00%
Offering more majors	0	0.00%
Knowing that there is now an Elementary Education BA degree program on your campus. It is not even in the list below.	0	0.00%
Having a variety of teachers teaching the courses instead of just two for the major	0	0.00%
More medical/molecular classes	0	0.00%
Some classes have not been offered at all! i.e. Values and Ethics has not been offered for the past 2 years!!	0	0.00%
More than just one time slot available for courses	0	0.00%
I don't think assignments should be given out over break or a week before finals...it takes away from taking a chance to relax and/or study for finals!	0	0.00%
More upper division med/molecular classes	0	0.00%
Offering more of the junior and senior level courses every semester.	0	0.00%
Offer CJA classes more often	0	0.00%
Having a class offered year round especially in the biology department	0	0.00%
Offer more psychology courses in general. RSU needs to hire more faculty.	0	0.00%
Offering more two day classes (MW or TR)	0	0.00%
Offering courses applicable to nursing students on Wed-Fri in order to comply with their required clinical days.	0	0.00%
Photography courses during the day.	0	0.00%
Accept more CLEP tests. Advertise CLEP and advanced standing tests more.	0	0.00%
What about Elementary education for ?	0	0.00%
Offering more courses during the summer term for Criminal Justice students	0	0.00%
RSU needs better career placement & the academic advisors were not helpful.	0	0.00%
Better counseling as what classes to take, before taking another one.	0	0.00%
Changes in Internship policy	0	0.00%
Total	4	100.00%



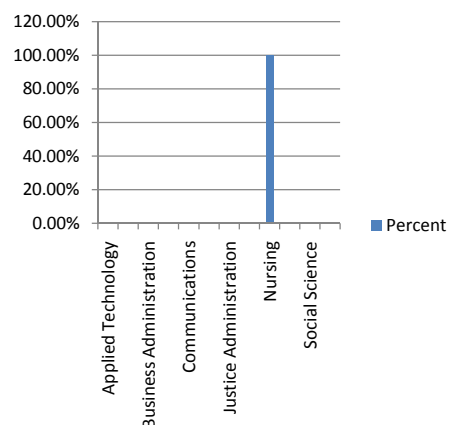
**Graduation Survey
May 2009
BS Nursing**

30. My major of study is: (Bachelor degree)

Reponses

Applied Technology
Biology
Business Administration
Business Information Technology
Communications
Community Counseling
Justice Administration
Liberal Arts
Nursing
Organizational Leadership
Social Science
Visual Arts
Total

Frequency	Percent
0	0.00%
0	0.00%
0	0.00%
0	0.00%
0	0.00%
0	0.00%
0	0.00%
0	0.00%
5	100.00%
0	0.00%
0	0.00%
0	0.00%
5	100.00%

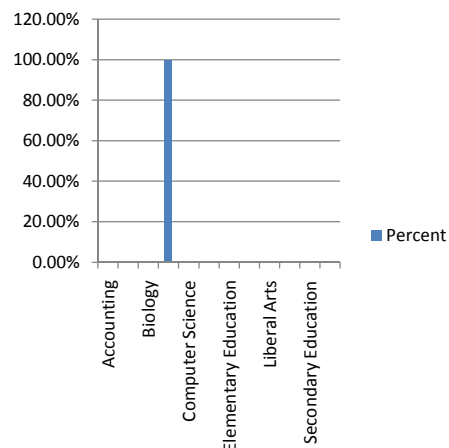


31. My major of study is: (Associate in Arts or Science)

Reponses

Accounting
Art
Biology
Business Administration
Computer Science
Criminal Justice Studies
Elementary Education
Legal Assisting
Liberal Arts
Physical Science
Secondary Education
Social Science
Total

Frequency	Percent
0	0.00%
0	0.00%
0	0.00%
1	100.00%
0	0.00%
0	0.00%
0	0.00%
0	0.00%
0	0.00%
0	0.00%
0	0.00%
0	0.00%
1	100.00%

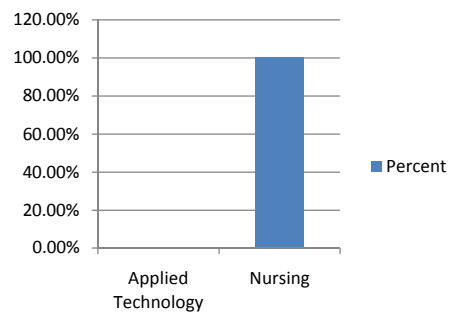


32. My major of study is: (Associate in Applied Science)

Reponses

Applied Technology
Nursing
Total

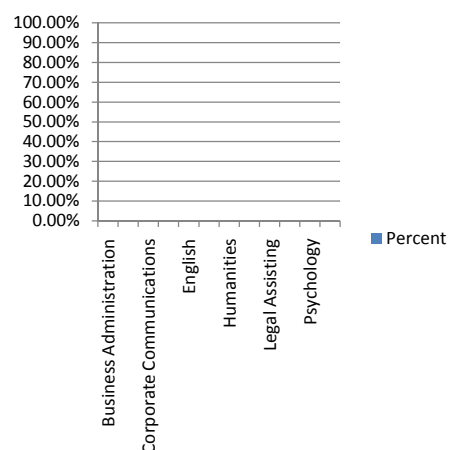
Frequency	Percent
0	0.00%
3	100.00%
3	100.00%



**Graduation Survey
May 2009
BS Nursing**

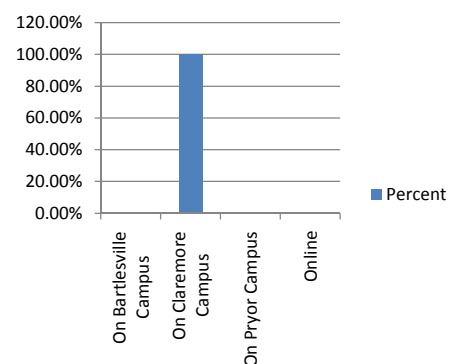
33. My minor is (applicable to bachelor's degree graduates only):

Reponses	Frequency	Percent
Business Administration	0	0.00%
Computer Science	0	0.00%
Corporate Communications	0	0.00%
Criminal Justice-COP	0	0.00%
English	0	0.00%
History	0	0.00%
Humanities	0	0.00%
Justice Administration	0	0.00%
Legal Assisting	0	0.00%
Political Science	0	0.00%
Psychology	0	0.00%
Sociology	0	0.00%
Total	0	0.00%



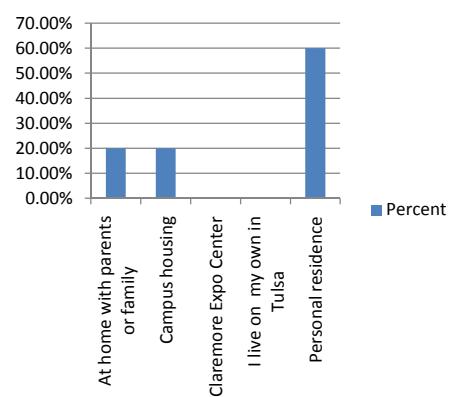
34. Most of my courses have been (Please mark one):

Reponses	Frequency	Percent
On Bartlesville Campus	0	0.00%
On Claremore Campus	5	100.00%
On Pryor Campus	0	0.00%
Online	0	0.00%
Total	5	100.00%



35. My residence during MOST of my education at RSU was:

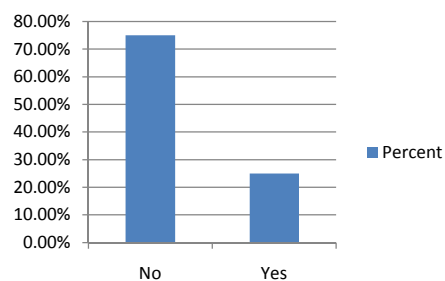
Reponses	Frequency	Percent
At home with parents or family	1	20.00%
Campus housing	1	20.00%
Claremore Expo Center	0	0.00%
I live on my own in Tulsa	0	0.00%
Personal residence	3	60.00%
Total	5	100.00%



**Graduation Survey
May 2009
BS Nursing**

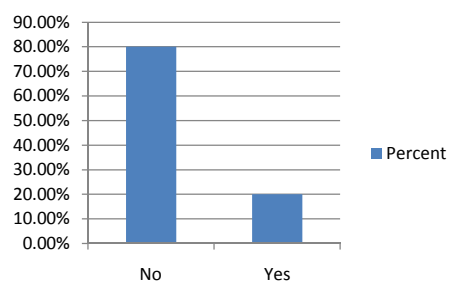
36. Are you the first person in your family to graduate with a Bachelor's degree?

Reponses	Frequency	Percent
No	3	75.00%
Yes	1	25.00%
Total	4	100.00%



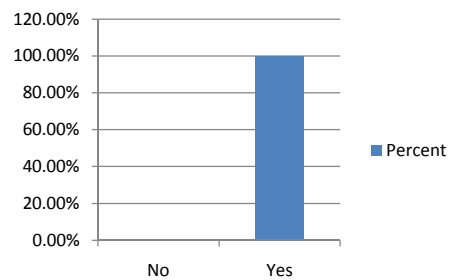
37. Are you the first person in your family to graduate with an Associate in Arts or Science degree?

Reponses	Frequency	Percent
No	4	80.00%
Yes	1	20.00%
Total	5	100.00%



38. Are you the first person in your family to graduate with an Associate in Applied Science degree?

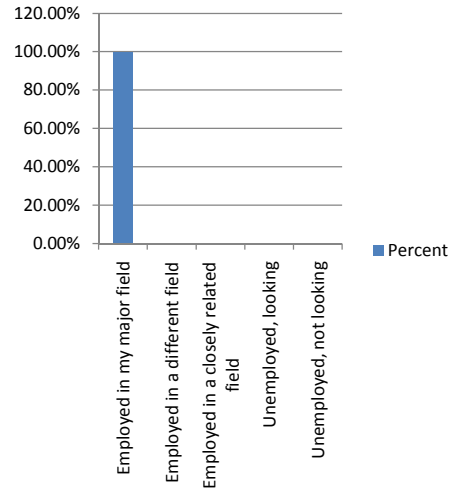
Reponses	Frequency	Percent
No	0	0.00%
Yes	5	100.00%
Total	5	100.00%



**Graduation Survey
May 2009
BS Nursing**

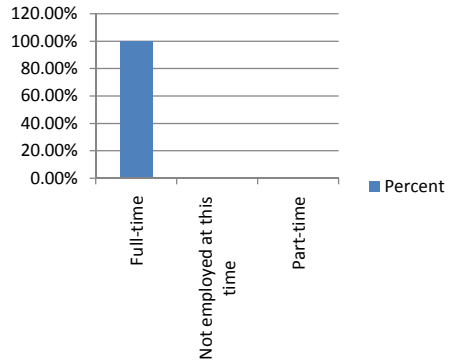
39. I am currently:

Reponses	Frequency	Percent
Employed in my major field	5	100.00%
Employed in a different field	0	0.00%
Employed in a closely related field	0	0.00%
Unemployed, looking	0	0.00%
Unemployed, not looking	0	0.00%
Rogers State University	0	0.00%
Cameron University	0	0.00%
University of Oklahoma	0	0.00%
NSU	0	0.00%
University of Oklahoma College of Pharmacy	0	0.00%
University of Tulsa	0	0.00%
Another Insitution	0	0.00%
At OSU and I am currently employed in my major field of study.	0	0.00%
Cameron University - Claremore Campus	0	0.00%
Florida Coastal Law School	0	0.00%
NOC	0	0.00%
Northeastern State University, Broken Arrow	0	0.00%
OSU-Tulsa	0	0.00%
Physical Therapy program	0	0.00%
TCC/OSU Tulsa	0	0.00%
Wichita State University	0	0.00%
Total	5	100.00%



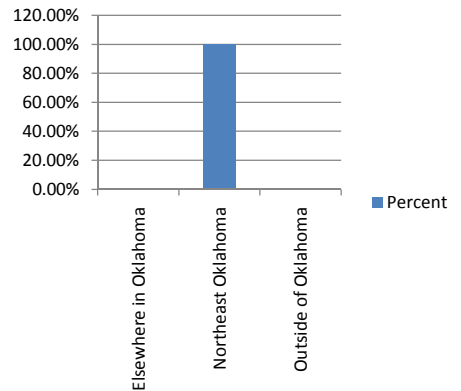
40. I am employed:

Reponses	Frequency	Percent
Full-time	5	100.00%
Not employed at this time	0	0.00%
Part-time	0	0.00%
Total	5	100.00%



41. I am employed in:

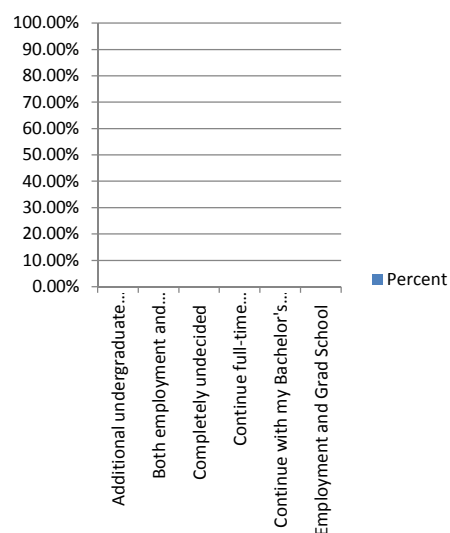
Reponses	Frequency	Percent
Elsewhere in Oklahoma	0	0.00%
Northeast Oklahoma	5	100.00%
Outside of Oklahoma	0	0.00%
Total	5	100.00%



**Graduation Survey
May 2009
BS Nursing**

42. My PRINCIPAL activity upon graduation MOST LIKELY will be:

Reponses	Frequency	Percent
Additional undergraduate coursework	0	0.00%
Both employment and graduate school part time	0	0.00%
Completely undecided	0	0.00%
Continue full-time employment, military, continue gra	0	0.00%
Continue with my Bachelor's elsewhere. Somewhere r	0	0.00%
Employment and Grad School	0	0.00%
Employment full-time while continuing my education ;	0	0.00%
Employment, full-time and continuing to get my bache	0	0.00%
Employment, full-time paid	4	80.00%
Employment, part-time paid	0	0.00%
Graduate or professional school, full-time	0	0.00%
Graduate or professional school, part-time	1	20.00%
I plan on working and continuing on with school	0	0.00%
Maternity leave and then employment full time	0	0.00%
Military Service	0	0.00%
Physical therapy assistant program; hopefully graduat	0	0.00%
Seek a different degree (Business is not good right now	0	0.00%
Starting or raising a family	0	0.00%
Total	5	100.00%



**Graduation Survey
May 2009
BS Nursing**

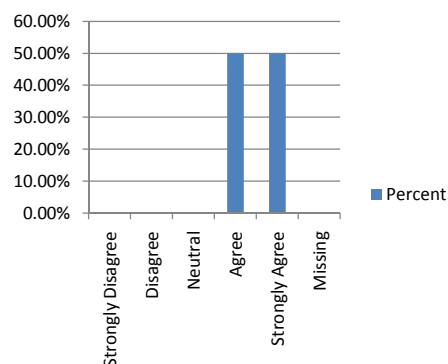
43. If you selected Graduate or Professional School in the previous question whether full or part-time, please list where and your major.

Responses	Frequency	Percent
Where = University of Oklahoma; Major = Law	0	0.00%
Where = Arkansas; Major = BIT	0	0.00%
Where = Bartlesville Small Animal Hospital ; Major = Biological Science Medical/Molecular	0	0.00%
Where = Jacksonville, Florida; Major = Law	0	0.00%
Where = Kansas State University ; Major = Communicatons	0	0.00%
Where = Law school; Major = Sociology	0	0.00%
Where = NOC; Major = Registered Nurse	0	0.00%
Where = NSU BA; Major = Accounting and Finance	0	0.00%
Where = NSU or RSU undecided on this ; Major = Community Counseling	0	0.00%
Where = NSU; Major = MBA	0	0.00%
Where = Oklahoma State University Health Sciences in Tulsa; Major = Forensic Science	0	0.00%
Where = Oklahoma University; Major = Nursing	0	0.00%
Where = OSU Medical School; Major = D.O. (Medicine)	0	0.00%
Where = OSU Tulsa; Major = Accounting	0	0.00%
Where = OSU Tulsa; Major = Business Admin	0	0.00%
Where = OSU Tulsa; Major = Community Counseling	0	0.00%
Where = OSU Tulsa; Major = MBA	0	0.00%
Where = OU Tulsa; Major = Human Relations	0	0.00%
Where = OU Tulsa; Major = Occupational Therapy	0	0.00%
Where = OU; Major = Pharmacy	0	0.00%
Where = Rogers State University; Major = Liberal Arts	0	0.00%
Where = RSU; Major = Bachelor's in Nursing	1	100.00%
Where = still looking; Major = MBA	0	0.00%
Where = TCC for PTA; OU Schusterman for Physical Therapy	0	0.00%
Where = Tulsa University; Major = Geology	0	0.00%
Where = University of Oklahoma College of Pharmacy; Major = PharmD	0	0.00%
Where = University of Oklahoma, Tulsa Campus; Major = Masters in Occupational Therapy	0	0.00%
Where = University of Oklahoma; Major = Pharmacy (Pharm. D.)	0	0.00%
Where = University of Oklahoma; Major = Physicians Assistant Program	0	0.00%
Where = University of Tulsa; Major = Biology	0	0.00%
Where = University of Tulsa; Major = English	0	0.00%
Where = unsure; Major = Theater	0	0.00%
Where = Wichita State University; Major = Psychology	0	0.00%
Total	1	100.00%

**Graduation Survey
May 2009
BS Organizational Leadership**

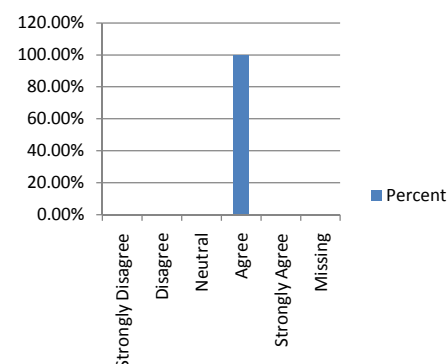
1. I received quality instruction in my general education courses.

Reponses	Frequency	Percent
Strongly Disagree	0	0.00%
Disagree	0	0.00%
Neutral	0	0.00%
Agree	1	50.00%
Strongly Agree	1	50.00%
Agree + Strongly Agree	2	100.00%
Total Valid	2	100.00%
Missing	0	0.00%
Total	2	100.00%



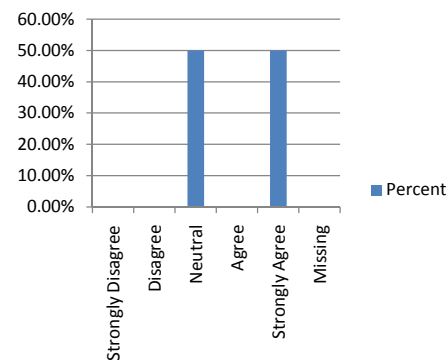
2. I received quality instruction in courses within my major.

Reponses	Frequency	Percent
Strongly Disagree	0	0.00%
Disagree	0	0.00%
Neutral	0	0.00%
Agree	2	100.00%
Strongly Agree	0	0.00%
Agree + Strongly Agree	2	100.00%
Total Valid	2	100.00%
Missing	0	0.00%
Total	2	100.00%



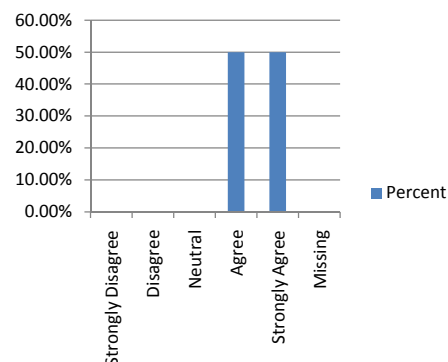
3. I am able to apply what I learned at RSU to my current experiences.

Reponses	Frequency	Percent
Strongly Disagree	0	0.00%
Disagree	0	0.00%
Neutral	1	50.00%
Agree	0	0.00%
Strongly Agree	1	50.00%
Agree + Strongly Agree	1	50.00%
Total Valid	2	100.00%
Missing	0	0.00%
Total	2	100.00%



4. I believe that RSU meets the educational needs of its students.

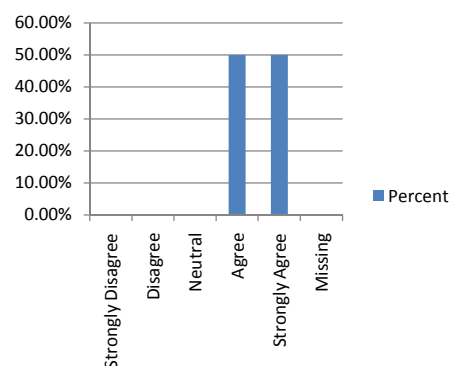
Reponses	Frequency	Percent
Strongly Disagree	0	0.00%
Disagree	0	0.00%
Neutral	0	0.00%
Agree	1	50.00%
Strongly Agree	1	50.00%
Agree + Strongly Agree	2	100.00%
Total Valid	2	100.00%
Missing	0	0.00%
Total	2	100.00%



**Graduation Survey
May 2009
BS Organizational Leadership**

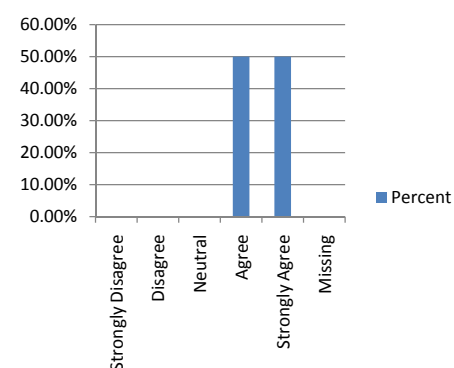
5. I believe RSU serves the educational needs of NE Oklahoma.

Reponses	Frequency	Percent
Strongly Disagree	0	0.00%
Disagree	0	0.00%
Neutral	0	0.00%
Agree	1	50.00%
Strongly Agree	1	50.00%
Agree + Strongly Agree	2	100.00%
Total Valid	2	100.00%
Missing	0	0.00%
Total	2	100.00%



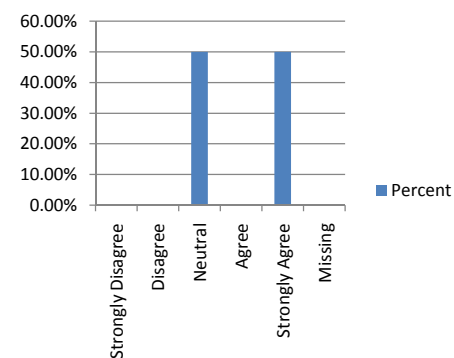
6. I believe I am competent in written and oral communication, scientific reasoning, and critical thinking.

Reponses	Frequency	Percent
Strongly Disagree	0	0.00%
Disagree	0	0.00%
Neutral	0	0.00%
Agree	1	50.00%
Strongly Agree	1	50.00%
Agree + Strongly Agree	2	100.00%
Total Valid	2	100.00%
Missing	0	0.00%
Total	2	100.00%



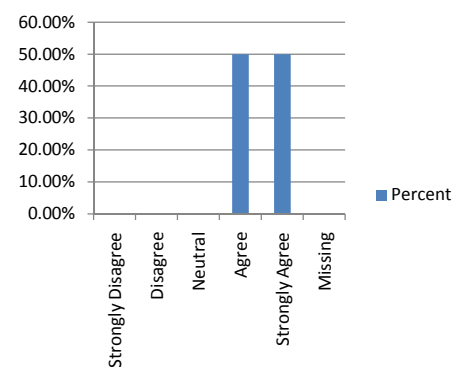
7. I believe that since attending RSU I can make better life and career decisions.

Reponses	Frequency	Percent
Strongly Disagree	0	0.00%
Disagree	0	0.00%
Neutral	1	50.00%
Agree	0	0.00%
Strongly Agree	1	50.00%
Agree + Strongly Agree	1	50.00%
Total Valid	2	100.00%
Missing	0	0.00%
Total	2	100.00%



8. I believe that I have a greater appreciation of diversity in terms of race, class, ethnicity, gender, religion, and/or nationality.

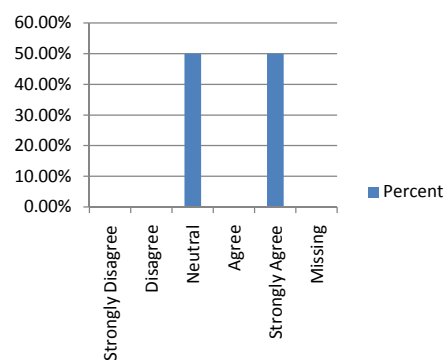
Reponses	Frequency	Percent
Strongly Disagree	0	0.00%
Disagree	0	0.00%
Neutral	0	0.00%
Agree	1	50.00%
Strongly Agree	1	50.00%
Agree + Strongly Agree	2	100.00%
Total Valid	2	100.00%
Missing	0	0.00%
Total	2	100.00%



**Graduation Survey
May 2009
BS Organizational Leadership**

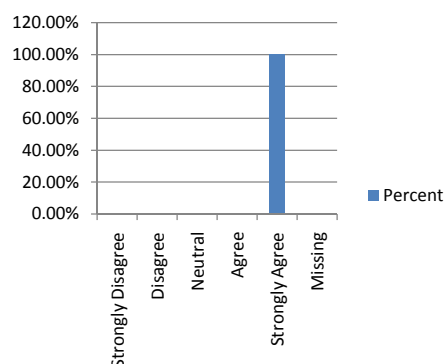
9. I believe that the educational goals I set for myself at RSU were met.

Reponses	Frequency	Percent
Strongly Disagree	0	0.00%
Disagree	0	0.00%
Neutral	1	50.00%
Agree	0	0.00%
Strongly Agree	1	50.00%
Agree + Strongly Agree	1	50.00%
Total Valid	2	100.00%
Missing	0	0.00%
Total	2	100.00%



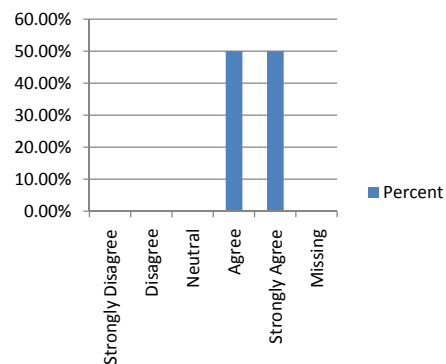
10. Overall, I am satisfied with the instruction I received at RSU.

Reponses	Frequency	Percent
Strongly Disagree	0	0.00%
Disagree	0	0.00%
Neutral	0	0.00%
Agree	0	0.00%
Strongly Agree	2	100.00%
Agree + Strongly Agree	2	100.00%
Total Valid	2	100.00%
Missing	0	0.00%
Total	2	100.00%



11. Faculty show a high degree of interest in student learning.

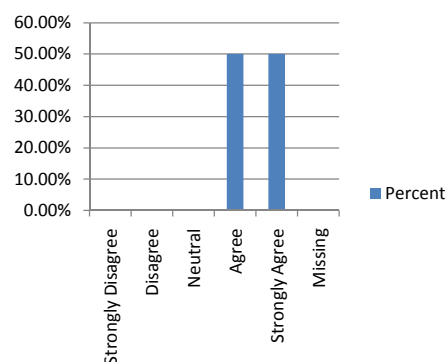
Reponses	Frequency	Percent
Strongly Disagree	0	0.00%
Disagree	0	0.00%
Neutral	0	0.00%
Agree	1	50.00%
Strongly Agree	1	50.00%
Agree + Strongly Agree	2	100.00%
Total Valid	2	100.00%
Missing	0	0.00%
Total	2	100.00%



**Graduation Survey
May 2009
BS Organizational Leadership**

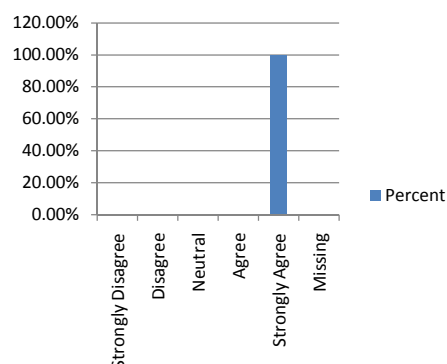
12. Faculty teaching general education courses were well prepared for the courses they taught.

Reponses	Frequency	Percent
Strongly Disagree	0	0.00%
Disagree	0	0.00%
Neutral	0	0.00%
Agree	1	50.00%
Strongly Agree	1	50.00%
Agree + Strongly Agree	2	100.00%
Total Valid	2	100.00%
Missing	0	0.00%
Total	2	100.00%



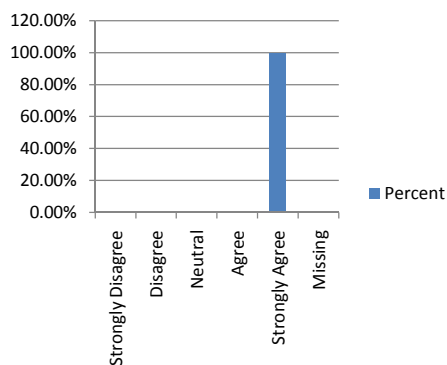
13. Faculty teaching courses in my major were well prepared for the courses they taught.

Reponses	Frequency	Percent
Strongly Disagree	0	0.00%
Disagree	0	0.00%
Neutral	0	0.00%
Agree	0	0.00%
Strongly Agree	2	100.00%
Agree + Strongly Agree	2	100.00%
Total Valid	2	100.00%
Missing	0	0.00%
Total	2	100.00%



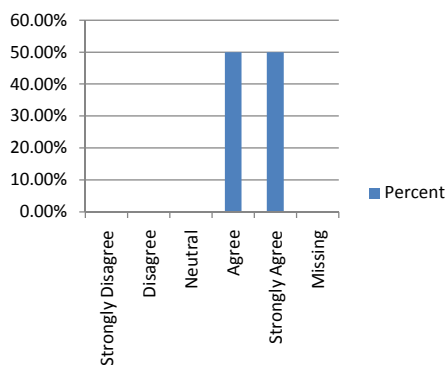
14. Faculty were available during their office hours.

Reponses	Frequency	Percent
Strongly Disagree	0	0.00%
Disagree	0	0.00%
Neutral	0	0.00%
Agree	0	0.00%
Strongly Agree	2	100.00%
Agree + Strongly Agree	2	100.00%
Total Valid	2	100.00%
Missing	0	0.00%
Total	2	100.00%



15. Faculty teaching general education courses demonstrated a concern for my progress.

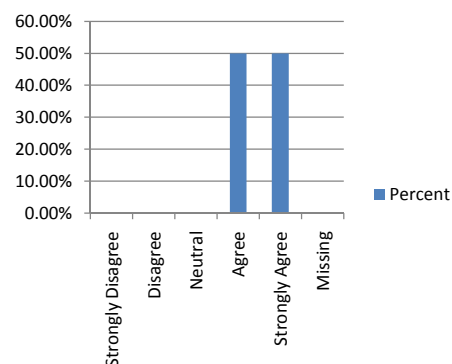
Reponses	Frequency	Percent
Strongly Disagree	0	0.00%
Disagree	0	0.00%
Neutral	0	0.00%
Agree	1	50.00%
Strongly Agree	1	50.00%
Agree + Strongly Agree	2	100.00%
Total Valid	2	100.00%
Missing	0	0.00%
Total	2	100.00%



**Graduation Survey
May 2009
BS Organizational Leadership**

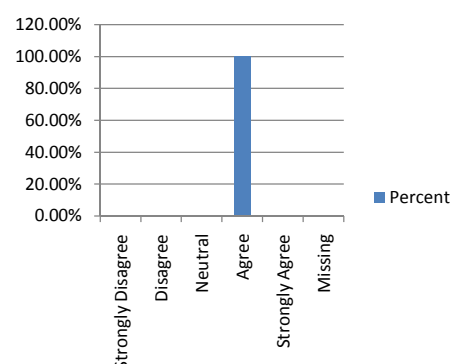
16. Faculty teaching courses in my major demonstrated a concern for my progress.

Reponses	Frequency	Percent
Strongly Disagree	0	0.00%
Disagree	0	0.00%
Neutral	0	0.00%
Agree	1	50.00%
Strongly Agree	1	50.00%
Agree + Strongly Agree	2	100.00%
Total Valid	2	100.00%
Missing	0	0.00%
Total	2	100.00%



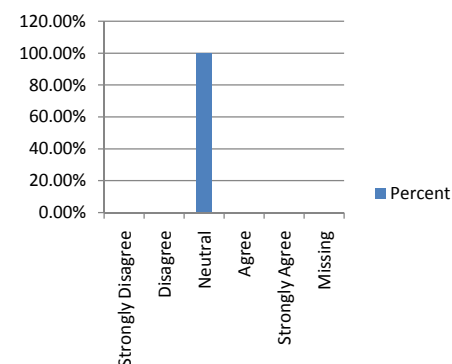
17. My faculty/academic advisor was available.

Reponses	Frequency	Percent
Strongly Disagree	0	0.00%
Disagree	0	0.00%
Neutral	0	0.00%
Agree	2	100.00%
Strongly Agree	0	0.00%
Agree + Strongly Agree	2	100.00%
Total Valid	2	100.00%
Missing	0	0.00%
Total	2	100.00%



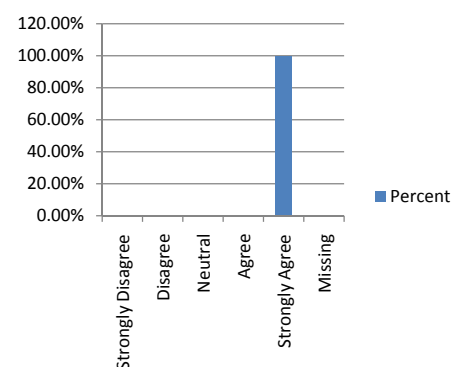
18. My faculty/academic advisor guided me toward my academic and career goals.

Reponses	Frequency	Percent
Strongly Disagree	0	0.00%
Disagree	0	0.00%
Neutral	2	100.00%
Agree	0	0.00%
Strongly Agree	0	0.00%
Agree + Strongly Agree	0	0.00%
Total Valid	2	100.00%
Missing	0	0.00%
Total	2	100.00%



19. Smaller course sizes (25 or fewer) increased my ability to learn.

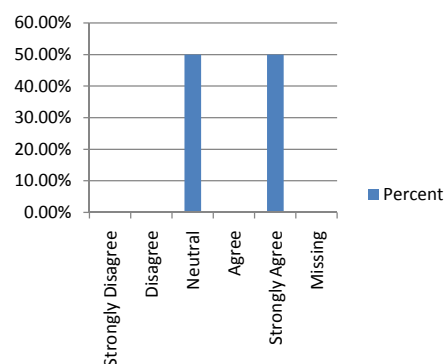
Reponses	Frequency	Percent
Strongly Disagree	0	0.00%
Disagree	0	0.00%
Neutral	0	0.00%
Agree	0	0.00%
Strongly Agree	2	100.00%
Agree + Strongly Agree	2	100.00%
Total Valid	2	100.00%
Missing	0	0.00%
Total	2	100.00%



**Graduation Survey
May 2009
BS Organizational Leadership**

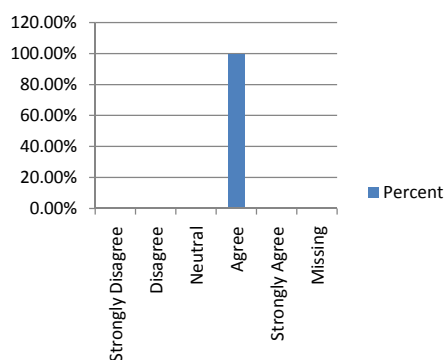
20. Courses were generally scheduled in a time frame that met my needs.

Reponses	Frequency	Percent
Strongly Disagree	0	0.00%
Disagree	0	0.00%
Neutral	1	50.00%
Agree	0	0.00%
Strongly Agree	1	50.00%
Agree + Strongly Agree	1	50.00%
Total Valid	2	100.00%
Missing	0	0.00%
Total	2	100.00%



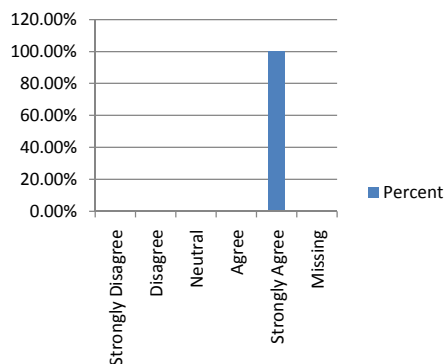
21. Grading and evaluation methods were fair and reflected my learning.

Reponses	Frequency	Percent
Strongly Disagree	0	0.00%
Disagree	0	0.00%
Neutral	0	0.00%
Agree	2	100.00%
Strongly Agree	0	0.00%
Agree + Strongly Agree	2	100.00%
Total Valid	2	100.00%
Missing	0	0.00%
Total	2	100.00%



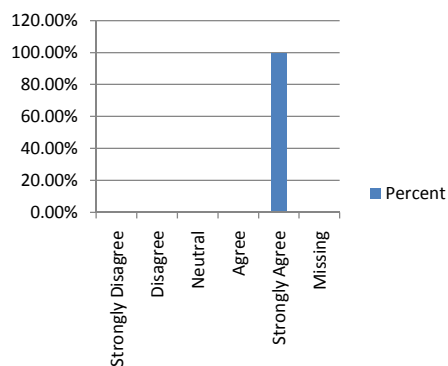
22. The course descriptions in the Bulletin adequately described the courses.

Reponses	Frequency	Percent
Strongly Disagree	0	0.00%
Disagree	0	0.00%
Neutral	0	0.00%
Agree	0	0.00%
Strongly Agree	2	100.00%
Agree + Strongly Agree	2	100.00%
Total Valid	2	100.00%
Missing	0	0.00%
Total	2	100.00%



23. Electronic course supplements were appropriate for the courses being taught.

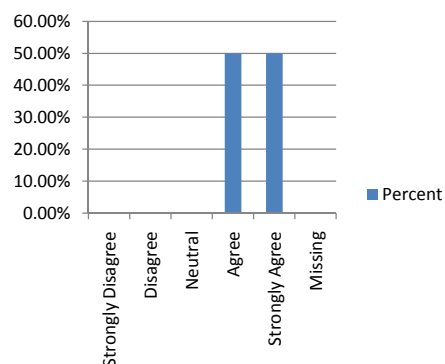
Reponses	Frequency	Percent
Strongly Disagree	0	0.00%
Disagree	0	0.00%
Neutral	0	0.00%
Agree	0	0.00%
Strongly Agree	2	100.00%
Agree + Strongly Agree	2	100.00%
Total Valid	2	100.00%
Missing	0	0.00%
Total	2	100.00%



**Graduation Survey
May 2009
BS Organizational Leadership**

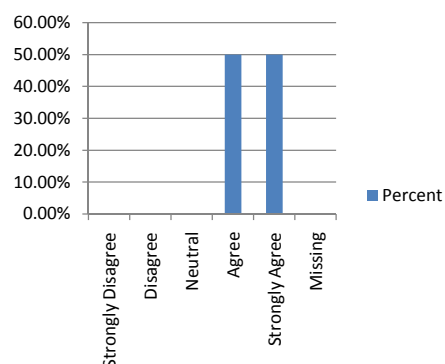
24. Considering what I now know, I would attend RSU again.

Reponses	Frequency	Percent
Strongly Disagree	0	0.00%
Disagree	0	0.00%
Neutral	0	0.00%
Agree	1	50.00%
Strongly Agree	1	50.00%
Agree + Strongly Agree	2	100.00%
Total Valid	2	100.00%
Missing	0	0.00%
Total	2	100.00%



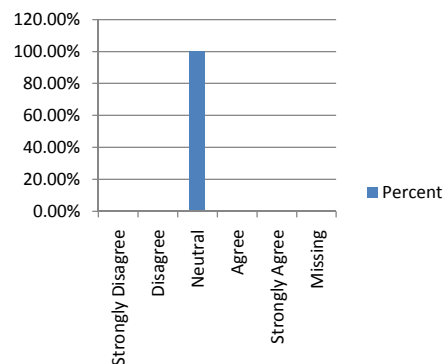
25. I would encourage my family and friends to attend RSU.

Reponses	Frequency	Percent
Strongly Disagree	0	0.00%
Disagree	0	0.00%
Neutral	0	0.00%
Agree	1	50.00%
Strongly Agree	1	50.00%
Agree + Strongly Agree	2	100.00%
Total Valid	2	100.00%
Missing	0	0.00%
Total	2	100.00%



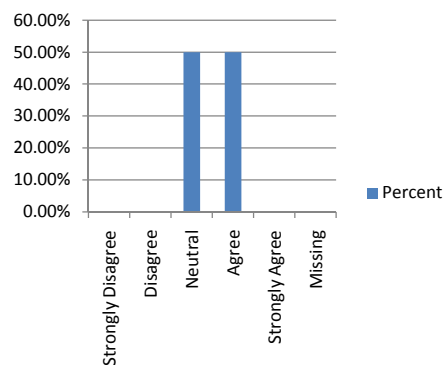
26. The Career Placement Service was helpful.

Reponses	Frequency	Percent
Strongly Disagree	0	0.00%
Disagree	0	0.00%
Neutral	2	100.00%
Agree	0	0.00%
Strongly Agree	0	0.00%
Agree + Strongly Agree	0	0.00%
Total Valid	2	100.00%
Missing	0	0.00%
Total	2	100.00%



27. Overall, my student life experiences at RSU were positive.

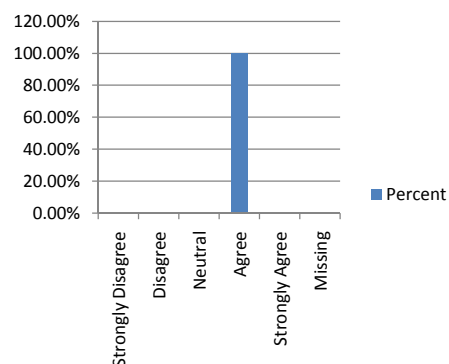
Reponses	Frequency	Percent
Strongly Disagree	0	0.00%
Disagree	0	0.00%
Neutral	1	50.00%
Agree	1	50.00%
Strongly Agree	0	0.00%
Agree + Strongly Agree	1	50.00%
Total Valid	2	100.00%
Missing	0	0.00%
Total	2	100.00%



**Graduation Survey
May 2009
BS Organizational Leadership**

28. Overall, I am satisfied with the entire educational experience at RSU.

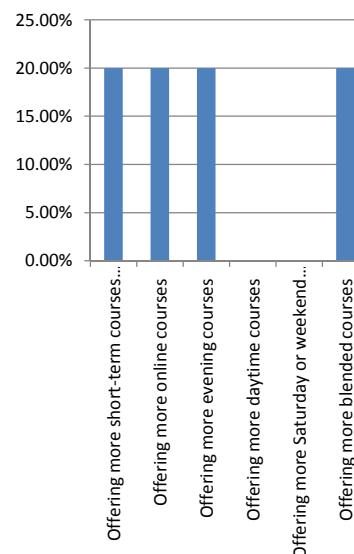
Reponses	Frequency	Percent
Strongly Disagree	0	0.00%
Disagree	0	0.00%
Neutral	0	0.00%
Agree	2	100.00%
Strongly Agree	0	0.00%
Agree + Strongly Agree	2	100.00%
Total Valid	2	100.00%
Missing	0	0.00%
Total	2	100.00%



**Graduation Survey
May 2009
BS Organizational Leadership**

29. RSU could improve the educational programs to better meet my needs by: (check all that apply)

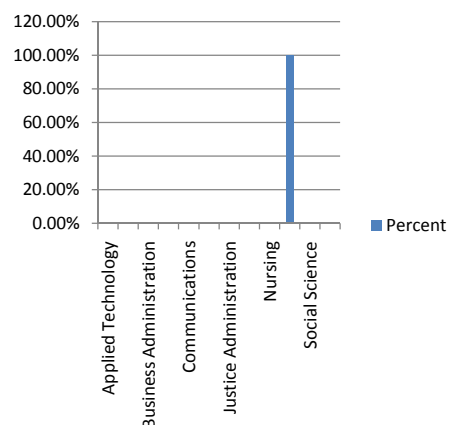
Reponses	Frequency	Percent
Offering more short-term courses (example: 4 or 8 weeks)	1	20.00%
Offering more online courses	1	20.00%
Offering more evening courses	1	20.00%
Offering more daytime courses	0	0.00%
Offering more Saturday or weekend courses	0	0.00%
Offering more blended courses	1	20.00%
Get teaching programs	0	0.00%
Make sure the instructor is actually "teaching" the assigned subject.	1	20.00%
Offering nursing program that goes straight through to bsn.	0	0.00%
Improvement of science labs (facilities and equipment)	0	0.00%
Offering more majors	0	0.00%
Knowing that there is now an Elementary Education BA degree program on your campus. It is not even in the list below.	0	0.00%
Having a variety of teachers teaching the courses instead of just two for the major	0	0.00%
More medical/molecular classes	0	0.00%
Some classes have not been offered at all! i.e. Values and Ethics has not been offered for the past 2 years!!	0	0.00%
More than just one time slot available for courses	0	0.00%
I don't think assignments should be given out over break or a week before finals...it takes away from taking a chance to relax and/or study for finals!	0	0.00%
More upper division med/molecular classes	0	0.00%
Offering more of the junior and senior level courses every semester.	0	0.00%
Offer CJA classes more often	0	0.00%
Having a class offered year round especially in the biology department	0	0.00%
Offer more psychology courses in general. RSU needs to hire more faculty.	0	0.00%
Offering more two day classes (MW or TR)	0	0.00%
Offering courses applicable to nursing students on Wed-Fri in order to comply with their required clinical days.	0	0.00%
Photography courses during the day.	0	0.00%
Accept more CLEP tests. Advertise CLEP and advanced standing tests more.	0	0.00%
What about Elementary education for ?	0	0.00%
Offering more courses during the summer term for Criminal Justice students	0	0.00%
RSU needs better career placement & the academic advisors were not helpful.	0	0.00%
Better counseling as what classes to take, before taking another one.	0	0.00%
Changes in Internship policy	0	0.00%
Total	5	100.00%



**Graduation Survey
May 2009
BS Organizational Leadership**

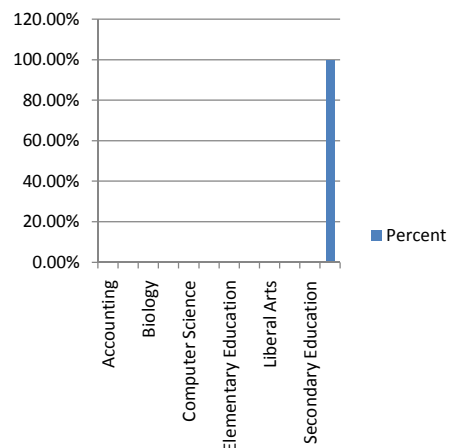
30. My major of study is: (Bachelor degree)

Reponses	Frequency	Percent
Applied Technology	0	0.00%
Biology	0	0.00%
Business Administration	0	0.00%
Business Information Technology	0	0.00%
Communications	0	0.00%
Community Counseling	0	0.00%
Justice Administration	0	0.00%
Liberal Arts	0	0.00%
Nursing	0	0.00%
Organizational Leadership	2	100.00%
Social Science	0	0.00%
Visual Arts	0	0.00%
Total	2	100.00%



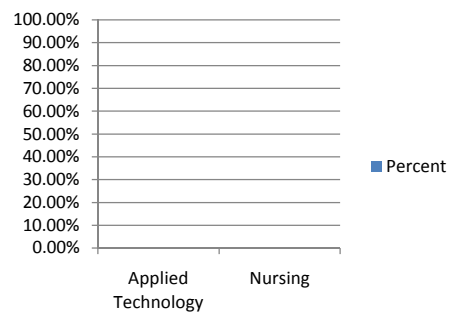
31. My major of study is: (Associate in Arts or Science)

Reponses	Frequency	Percent
Accounting	0	0.00%
Art	0	0.00%
Biology	0	0.00%
Business Administration	0	0.00%
Computer Science	0	0.00%
Criminal Justice Studies	0	0.00%
Elementary Education	0	0.00%
Legal Assisting	0	0.00%
Liberal Arts	0	0.00%
Physical Science	0	0.00%
Secondary Education	0	0.00%
Social Science	1	100.00%
Total	1	100.00%



32. My major of study is: (Associate in Applied Science)

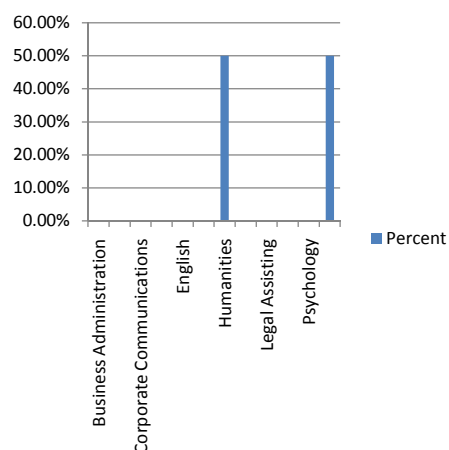
Reponses	Frequency	Percent
Applied Technology	0	0.00%
Nursing	0	0.00%
Total	0	0.00%



**Graduation Survey
May 2009
BS Organizational Leadership**

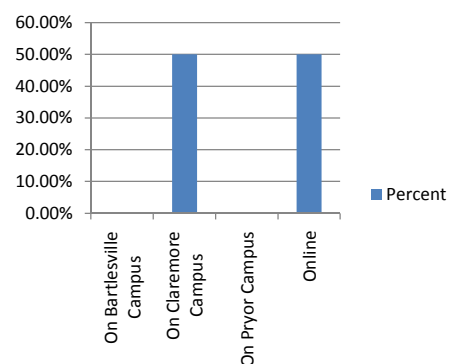
33. My minor is (applicable to bachelor's degree graduates only):

Reponses	Frequency	Percent
Business Administration	0	0.00%
Computer Science	0	0.00%
Corporate Communications	0	0.00%
Criminal Justice-COP	0	0.00%
English	0	0.00%
History	0	0.00%
Humanities	1	50.00%
Justice Administration	0	0.00%
Legal Assisting	0	0.00%
Political Science	0	0.00%
Psychology	0	0.00%
Sociology	1	50.00%
Total	2	100.00%



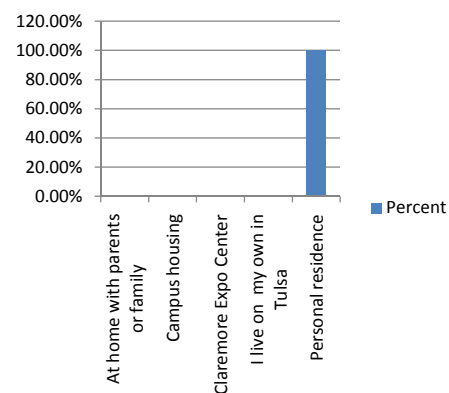
34. Most of my courses have been (Please mark one):

Reponses	Frequency	Percent
On Bartlesville Campus	0	0.00%
On Claremore Campus	1	50.00%
On Pryor Campus	0	0.00%
Online	1	50.00%
Total	2	100.00%



35. My residence during MOST of my education at RSU was:

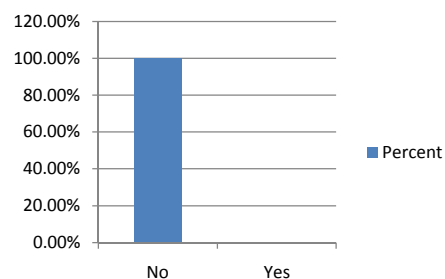
Reponses	Frequency	Percent
At home with parents or family	0	0.00%
Campus housing	0	0.00%
Claremore Expo Center	0	0.00%
I live on my own in Tulsa	0	0.00%
Personal residence	2	100.00%
Total	2	100.00%



**Graduation Survey
May 2009
BS Organizational Leadership**

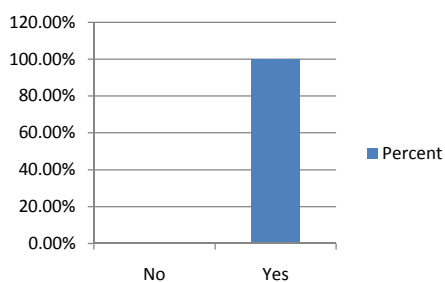
36. Are you the first person in your family to graduate with a Bachelor's degree?

Reponses	Frequency	Percent
No	2	100.00%
Yes	0	0.00%
Total	2	100.00%



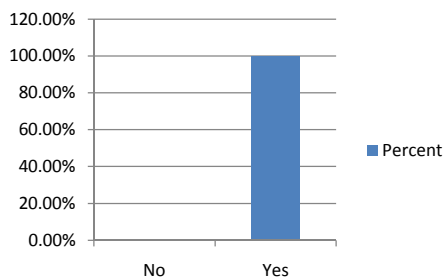
37. Are you the first person in your family to graduate with an Associate in Arts or Science degree?

Reponses	Frequency	Percent
No	0	0.00%
Yes	1	100.00%
Total	1	100.00%



38. Are you the first person in your family to graduate with an Associate in Applied Science degree?

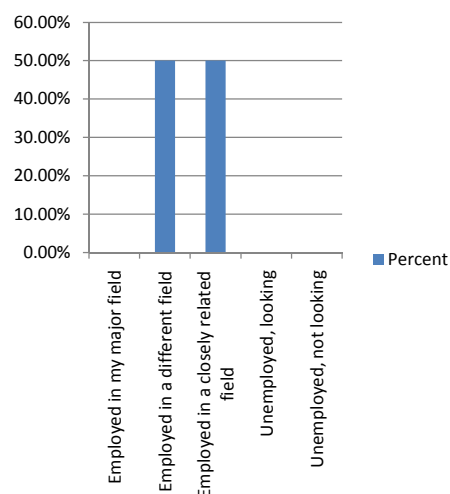
Reponses	Frequency	Percent
No	0	0.00%
Yes	1	100.00%
Total	1	100.00%



**Graduation Survey
May 2009
BS Organizational Leadership**

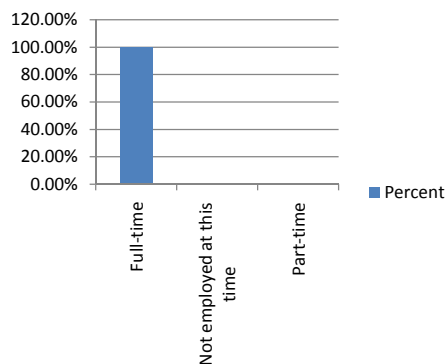
39. I am currently:

Reponses	Frequency	Percent
Employed in my major field	0	0.00%
Employed in a different field	1	50.00%
Employed in a closely related field	1	50.00%
Unemployed, looking	0	0.00%
Unemployed, not looking	0	0.00%
Rogers State University	0	0.00%
Cameron University	0	0.00%
University of Oklahoma	0	0.00%
NSU	0	0.00%
University of Oklahoma College of Pharmacy	0	0.00%
University of Tulsa	0	0.00%
Another Insitution	0	0.00%
At OSU and I am currently employed in my major field of study.	0	0.00%
Cameron University - Claremore Campus	0	0.00%
Florida Coastal Law School	0	0.00%
NOC	0	0.00%
Northeastern State University, Broken Arrow	0	0.00%
OSU-Tulsa	0	0.00%
Physical Therapy program	0	0.00%
TCC/OSU Tulsa	0	0.00%
Wichita State University	0	0.00%
Total	2	100.00%



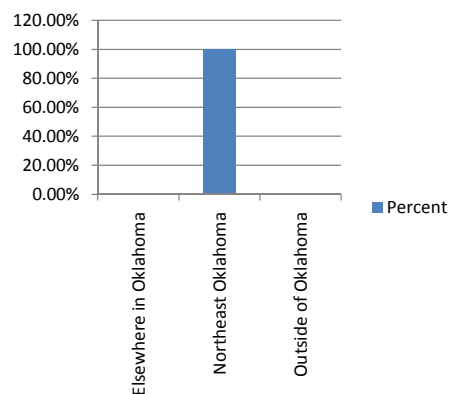
40. I am employed:

Reponses	Frequency	Percent
Full-time	2	100.00%
Not employed at this time	0	0.00%
Part-time	0	0.00%
Total	2	100.00%



41. I am employed in:

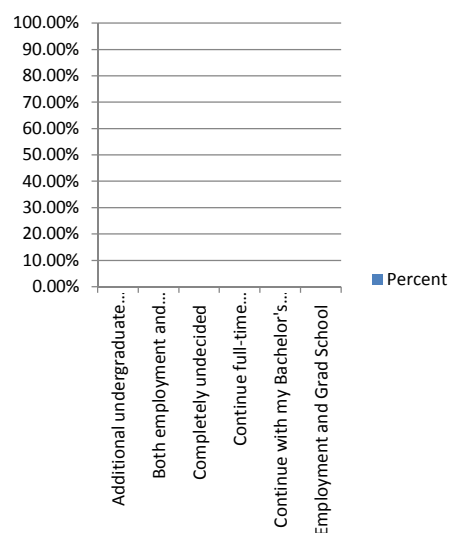
Reponses	Frequency	Percent
Elsewhere in Oklahoma	0	0.00%
Northeast Oklahoma	2	100.00%
Outside of Oklahoma	0	0.00%
Total	2	100.00%



**Graduation Survey
May 2009
BS Organizational Leadership**

42. My PRINCIPAL activity upon graduation MOST LIKELY will be:

Reponses	Frequency	Percent
Additional undergraduate coursework	0	0.00%
Both employment and graduate school part time	0	0.00%
Completely undecided	0	0.00%
Continue full-time employment, military, continue gra	0	0.00%
Continue with my Bachelor's elsewhere. Somewhere r	0	0.00%
Employment and Grad School	0	0.00%
Employment full-time while continuing my education ;	0	0.00%
Employment, full-time and continuing to get my bache	0	0.00%
Employment, full-time paid	2	100.00%
Employment, part-time paid	0	0.00%
Graduate or professional school, full-time	0	0.00%
Graduate or professional school, part-time	0	0.00%
I plan on working and continuing on with school	0	0.00%
Maternity leave and then employment full time	0	0.00%
Military Service	0	0.00%
Physical therapy assistant program; hopefully graduat	0	0.00%
Seek a different degree (Business is not good right now	0	0.00%
Starting or raising a family	0	0.00%
Total	2	100.00%



**Graduation Survey
May 2009
BS Organizational Leadership**

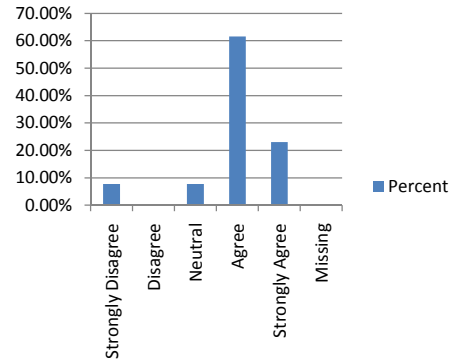
43. If you selected Graduate or Professional School in the previous question whether full or part-time, please list where and your major.

Responses	Frequency	Percent
Where = University of Oklahoma; Major = Law	0	0.00%
Where = Arkansas; Major = BIT	0	0.00%
Where = Bartlesville Small Animal Hospital ; Major = Biological Science Medical/Molecular	0	0.00%
Where = Jacksonville, Florida; Major = Law	0	0.00%
Where = Kansas State University ; Major = Communicatons	0	0.00%
Where = Law school; Major = Sociology	0	0.00%
Where = NOC; Major = Registered Nurse	0	0.00%
Where = NSU BA; Major = Accounting and Finance	0	0.00%
Where = NSU or RSU undecided on this ; Major = Community Counseling	0	0.00%
Where = NSU; Major = MBA	0	0.00%
Where = Oklahoma State University Health Sciences in Tulsa; Major = Forensic Science	0	0.00%
Where = Oklahoma University; Major = Nursing	0	0.00%
Where = OSU Medical School; Major = D.O. (Medicine)	0	0.00%
Where = OSU Tulsa; Major = Accounting	0	0.00%
Where = OSU Tulsa; Major = Business Admin	0	0.00%
Where = OSU Tulsa; Major = Community Counseling	0	0.00%
Where = OSU Tulsa; Major = MBA	0	0.00%
Where = OU Tulsa; Major = Human Relations	0	0.00%
Where = OU Tulsa; Major = Occupational Therapy	0	0.00%
Where = OU; Major = Pharmacy	0	0.00%
Where = Rogers State University; Major = Liberal Arts	0	0.00%
Where = RSU; Major = Bachelor's in Nursing	0	0.00%
Where = still looking; Major = MBA	0	0.00%
Where = TCC for PTA; OU Schusterman for Physical Therapy	0	0.00%
Where = Tulsa University; Major = Geology	0	0.00%
Where = University of Oklahoma College of Pharmacy; Major = PharmD	0	0.00%
Where = University of Oklahoma, Tulsa Campus; Major = Masters in Occupational Therapy	0	0.00%
Where = University of Oklahoma; Major = Pharmacy (Pharm. D.)	0	0.00%
Where = University of Oklahoma; Major = Physicians Assistant Program	0	0.00%
Where = University of Tulsa; Major = Biology	0	0.00%
Where = University of Tulsa; Major = English	0	0.00%
Where = unsure; Major = Theater	0	0.00%
Where = Wichita State University; Major = Psychology	0	0.00%
Total	0	0.00%

**Graduation Survey
May 2009
BS Social Science**

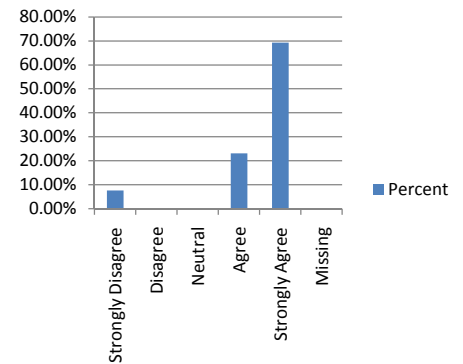
1. I received quality instruction in my general education courses.

Reponses	Frequency	Percent
Strongly Disagree	1	7.69%
Disagree	0	0.00%
Neutral	1	7.69%
Agree	8	61.54%
Strongly Agree	3	23.08%
Agree + Strongly Agree	11	84.62%
Total Valid	13	100.00%
Missing	0	0.00%
Total	13	100.00%



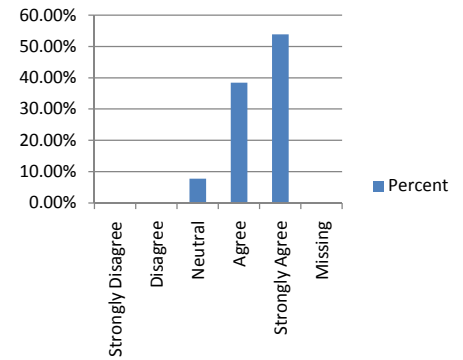
2. I received quality instruction in courses within my major.

Reponses	Frequency	Percent
Strongly Disagree	1	7.69%
Disagree	0	0.00%
Neutral	0	0.00%
Agree	3	23.08%
Strongly Agree	9	69.23%
Agree + Strongly Agree	12	92.31%
Total Valid	13	100.00%
Missing	0	0.00%
Total	13	100.00%



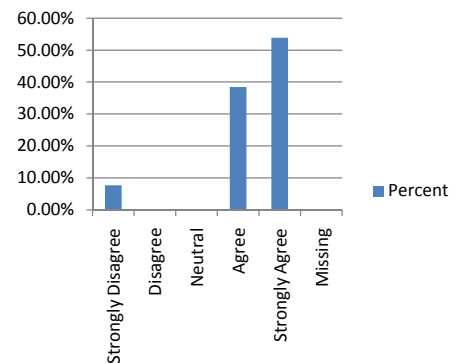
3. I am able to apply what I learned at RSU to my current experiences.

Reponses	Frequency	Percent
Strongly Disagree	0	0.00%
Disagree	0	0.00%
Neutral	1	7.69%
Agree	5	38.46%
Strongly Agree	7	53.85%
Agree + Strongly Agree	12	92.31%
Total Valid	13	100.00%
Missing	0	0.00%
Total	13	100.00%



4. I believe that RSU meets the educational needs of its students.

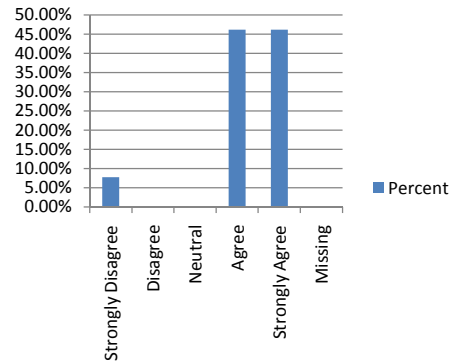
Reponses	Frequency	Percent
Strongly Disagree	1	7.69%
Disagree	0	0.00%
Neutral	0	0.00%
Agree	5	38.46%
Strongly Agree	7	53.85%
Agree + Strongly Agree	12	92.31%
Total Valid	13	100.00%
Missing	0	0.00%
Total	13	100.00%



**Graduation Survey
May 2009
BS Social Science**

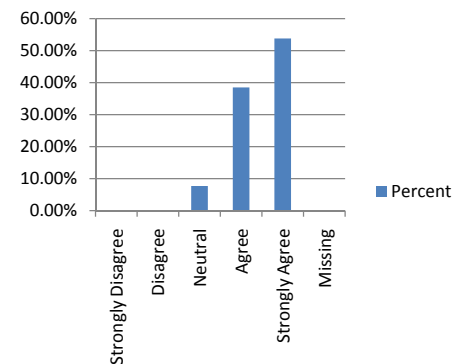
5. I believe RSU serves the educational needs of NE Oklahoma.

Reponses	Frequency	Percent
Strongly Disagree	1	7.69%
Disagree	0	0.00%
Neutral	0	0.00%
Agree	6	46.15%
Strongly Agree	6	46.15%
Agree + Strongly Agree	12	92.31%
Total Valid	13	100.00%
Missing	0	0.00%
Total	13	100.00%



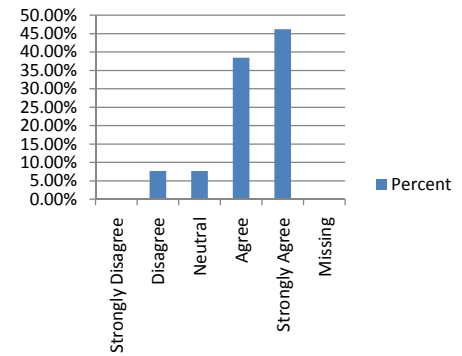
6. I believe I am competent in written and oral communication, scientific reasoning, and critical thinking.

Reponses	Frequency	Percent
Strongly Disagree	0	0.00%
Disagree	0	0.00%
Neutral	1	7.69%
Agree	5	38.46%
Strongly Agree	7	53.85%
Agree + Strongly Agree	12	92.31%
Total Valid	13	100.00%
Missing	0	0.00%
Total	13	100.00%



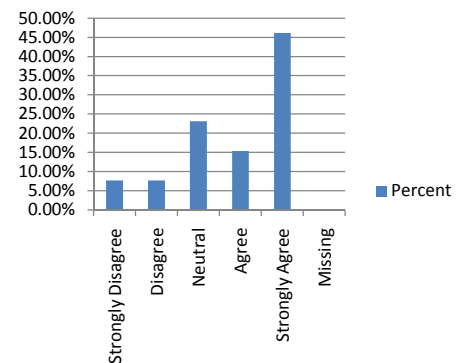
7. I believe that since attending RSU I can make better life and career decisions.

Reponses	Frequency	Percent
Strongly Disagree	0	0.00%
Disagree	1	7.69%
Neutral	1	7.69%
Agree	5	38.46%
Strongly Agree	6	46.15%
Agree + Strongly Agree	11	84.62%
Total Valid	13	100.00%
Missing	0	0.00%
Total	13	100.00%



8. I believe that I have a greater appreciation of diversity in terms of race, class, ethnicity, gender, religion, and/or nationality.

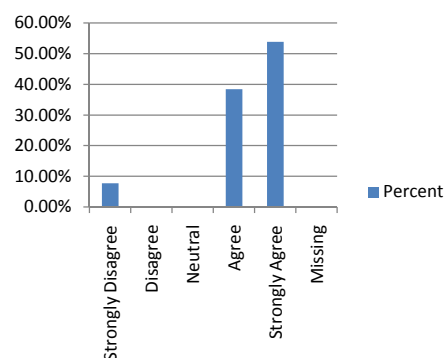
Reponses	Frequency	Percent
Strongly Disagree	1	7.69%
Disagree	1	7.69%
Neutral	3	23.08%
Agree	2	15.38%
Strongly Agree	6	46.15%
Agree + Strongly Agree	8	61.54%
Total Valid	13	100.00%
Missing	0	0.00%
Total	13	100.00%



**Graduation Survey
May 2009
BS Social Science**

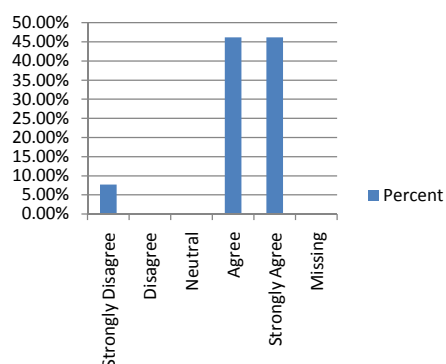
9. I believe that the educational goals I set for myself at RSU were met.

Reponses	Frequency	Percent
Strongly Disagree	1	7.69%
Disagree	0	0.00%
Neutral	0	0.00%
Agree	5	38.46%
Strongly Agree	7	53.85%
Agree + Strongly Agree	12	92.31%
Total Valid	13	100.00%
Missing	0	0.00%
Total	13	100.00%



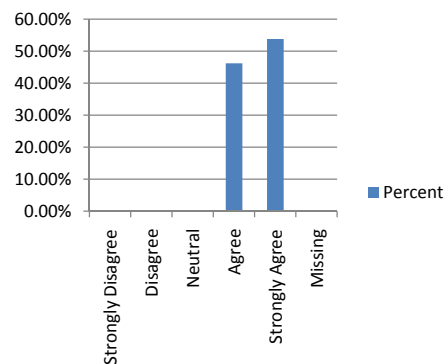
10. Overall, I am satisfied with the instruction I received at RSU.

Reponses	Frequency	Percent
Strongly Disagree	1	7.69%
Disagree	0	0.00%
Neutral	0	0.00%
Agree	6	46.15%
Strongly Agree	6	46.15%
Agree + Strongly Agree	12	92.31%
Total Valid	13	100.00%
Missing	0	0.00%
Total	13	100.00%



11. Faculty show a high degree of interest in student learning.

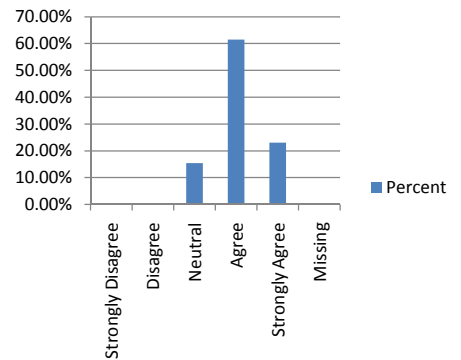
Reponses	Frequency	Percent
Strongly Disagree	0	0.00%
Disagree	0	0.00%
Neutral	0	0.00%
Agree	6	46.15%
Strongly Agree	7	53.85%
Agree + Strongly Agree	13	100.00%
Total Valid	13	100.00%
Missing	0	0.00%
Total	13	100.00%



**Graduation Survey
May 2009
BS Social Science**

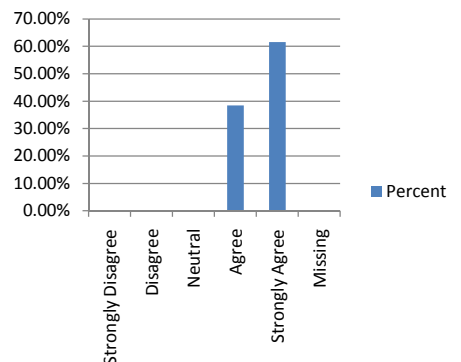
12. Faculty teaching general education courses were well prepared for the courses they taught.

Reponses	Frequency	Percent
Strongly Disagree	0	0.00%
Disagree	0	0.00%
Neutral	2	15.38%
Agree	8	61.54%
Strongly Agree	3	23.08%
Agree + Strongly Agree	11	84.62%
Total Valid	13	100.00%
Missing	0	0.00%
Total	13	100.00%



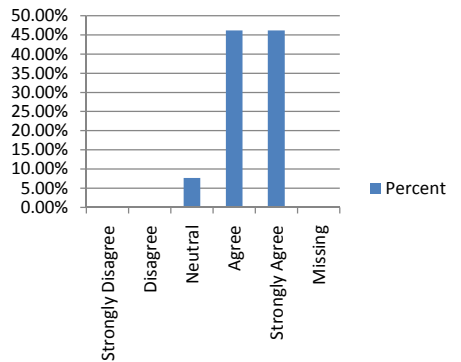
13. Faculty teaching courses in my major were well prepared for the courses they taught.

Reponses	Frequency	Percent
Strongly Disagree	0	0.00%
Disagree	0	0.00%
Neutral	0	0.00%
Agree	5	38.46%
Strongly Agree	8	61.54%
Agree + Strongly Agree	13	100.00%
Total Valid	13	100.00%
Missing	0	0.00%
Total	13	100.00%



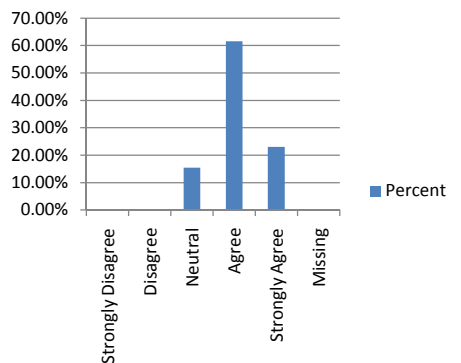
14. Faculty were available during their office hours.

Reponses	Frequency	Percent
Strongly Disagree	0	0.00%
Disagree	0	0.00%
Neutral	1	7.69%
Agree	6	46.15%
Strongly Agree	6	46.15%
Agree + Strongly Agree	12	92.31%
Total Valid	13	100.00%
Missing	0	0.00%
Total	13	100.00%



15. Faculty teaching general education courses demonstrated a concern for my progress.

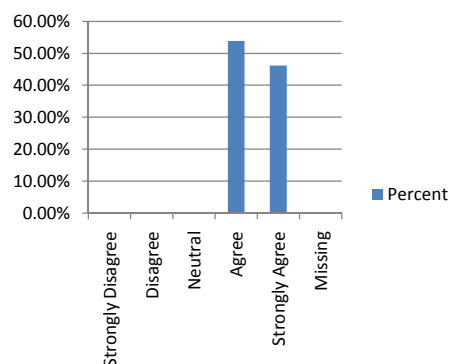
Reponses	Frequency	Percent
Strongly Disagree	0	0.00%
Disagree	0	0.00%
Neutral	2	15.38%
Agree	8	61.54%
Strongly Agree	3	23.08%
Agree + Strongly Agree	11	84.62%
Total Valid	13	100.00%
Missing	0	0.00%
Total	13	100.00%



**Graduation Survey
May 2009
BS Social Science**

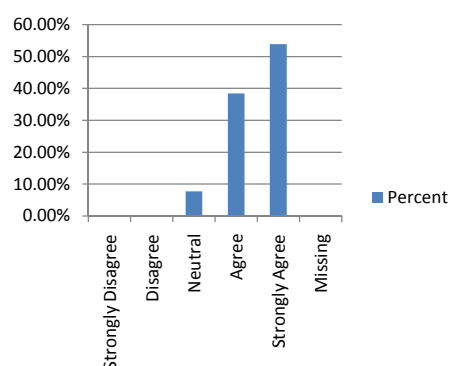
16. Faculty teaching courses in my major demonstrated a concern for my progress.

Reponses	Frequency	Percent
Strongly Disagree	0	0.00%
Disagree	0	0.00%
Neutral	0	0.00%
Agree	7	53.85%
Strongly Agree	6	46.15%
Agree + Strongly Agree	13	100.00%
Total Valid	13	100.00%
Missing	0	0.00%
Total	13	100.00%



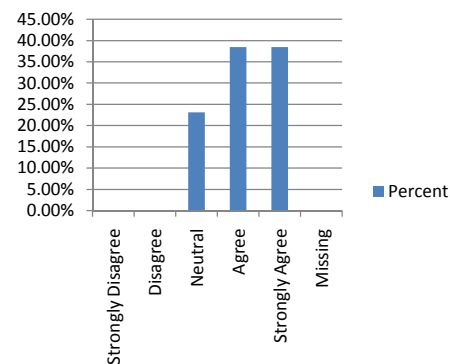
17. My faculty/academic advisor was available.

Reponses	Frequency	Percent
Strongly Disagree	0	0.00%
Disagree	0	0.00%
Neutral	1	7.69%
Agree	5	38.46%
Strongly Agree	7	53.85%
Agree + Strongly Agree	12	92.31%
Total Valid	13	100.00%
Missing	0	0.00%
Total	13	100.00%



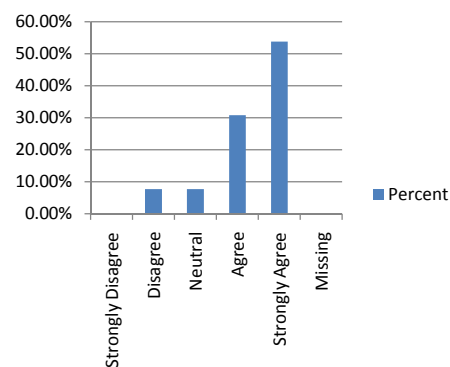
18. My faculty/academic advisor guided me toward my academic and career goals.

Reponses	Frequency	Percent
Strongly Disagree	0	0.00%
Disagree	0	0.00%
Neutral	3	23.08%
Agree	5	38.46%
Strongly Agree	5	38.46%
Agree + Strongly Agree	10	76.92%
Total Valid	13	100.00%
Missing	0	0.00%
Total	13	100.00%



19. Smaller course sizes (25 or fewer) increased my ability to learn.

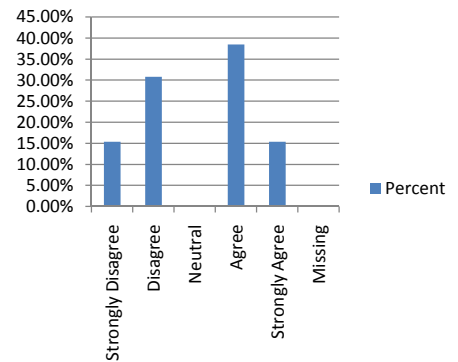
Reponses	Frequency	Percent
Strongly Disagree	0	0.00%
Disagree	1	7.69%
Neutral	1	7.69%
Agree	4	30.77%
Strongly Agree	7	53.85%
Agree + Strongly Agree	11	84.62%
Total Valid	13	100.00%
Missing	0	0.00%
Total	13	100.00%



**Graduation Survey
May 2009
BS Social Science**

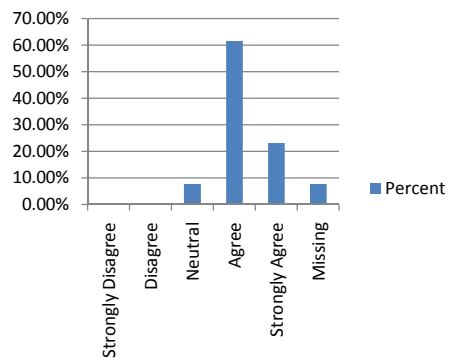
20. Courses were generally scheduled in a time frame that met my needs.

Reponses	Frequency	Percent
Strongly Disagree	2	15.38%
Disagree	4	30.77%
Neutral	0	0.00%
Agree	5	38.46%
Strongly Agree	2	15.38%
Agree + Strongly Agree	7	53.85%
Total Valid	13	100.00%
Missing	0	0.00%
Total	13	100.00%



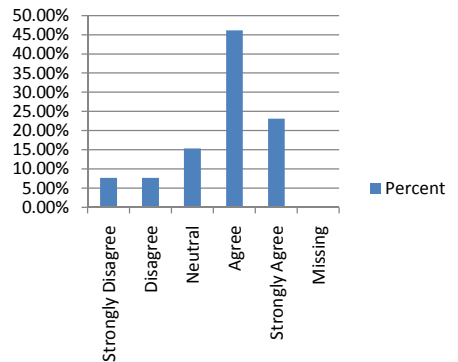
21. Grading and evaluation methods were fair and reflected my learning.

Reponses	Frequency	Percent
Strongly Disagree	0	0.00%
Disagree	0	0.00%
Neutral	1	7.69%
Agree	8	61.54%
Strongly Agree	3	23.08%
Agree + Strongly Agree	11	84.62%
Total Valid	12	92.31%
Missing	1	7.69%
Total	13	100.00%



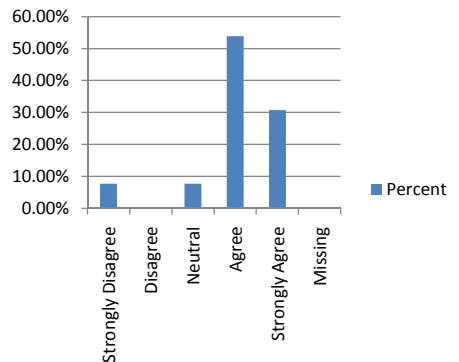
22. The course descriptions in the Bulletin adequately described the courses.

Reponses	Frequency	Percent
Strongly Disagree	1	7.69%
Disagree	1	7.69%
Neutral	2	15.38%
Agree	6	46.15%
Strongly Agree	3	23.08%
Agree + Strongly Agree	9	69.23%
Total Valid	13	100.00%
Missing	0	0.00%
Total	13	100.00%



23. Electronic course supplements were appropriate for the courses being taught.

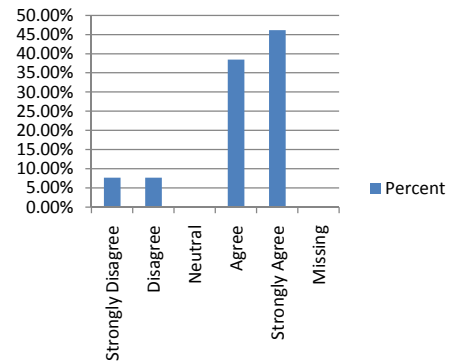
Reponses	Frequency	Percent
Strongly Disagree	1	7.69%
Disagree	0	0.00%
Neutral	1	7.69%
Agree	7	53.85%
Strongly Agree	4	30.77%
Agree + Strongly Agree	11	84.62%
Total Valid	13	100.00%
Missing	0	0.00%
Total	13	100.00%



**Graduation Survey
May 2009
BS Social Science**

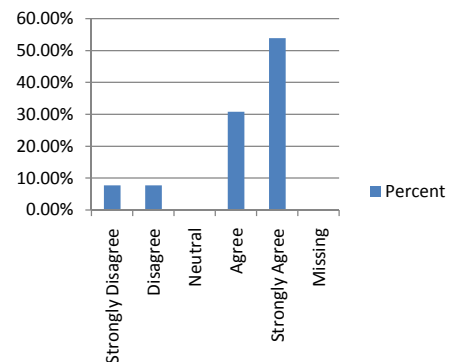
24. Considering what I now know, I would attend RSU again.

Reponses	Frequency	Percent
Strongly Disagree	1	7.69%
Disagree	1	7.69%
Neutral	0	0.00%
Agree	5	38.46%
Strongly Agree	6	46.15%
Agree + Strongly Agree	11	84.62%
Total Valid	13	100.00%
Missing	0	0.00%
Total	13	100.00%



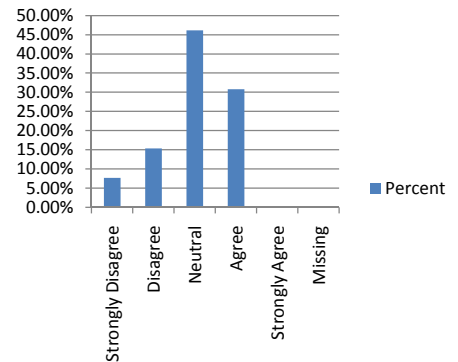
25. I would encourage my family and friends to attend RSU.

Reponses	Frequency	Percent
Strongly Disagree	1	7.69%
Disagree	1	7.69%
Neutral	0	0.00%
Agree	4	30.77%
Strongly Agree	7	53.85%
Agree + Strongly Agree	11	84.62%
Total Valid	13	100.00%
Missing	0	0.00%
Total	13	100.00%



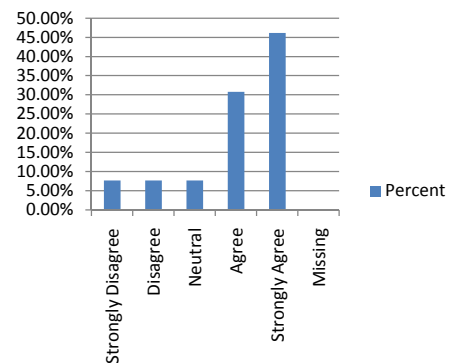
26. The Career Placement Service was helpful.

Reponses	Frequency	Percent
Strongly Disagree	1	7.69%
Disagree	2	15.38%
Neutral	6	46.15%
Agree	4	30.77%
Strongly Agree	0	0.00%
Agree + Strongly Agree	4	30.77%
Total Valid	13	100.00%
Missing	0	0.00%
Total	13	100.00%



27. Overall, my student life experiences at RSU were positive.

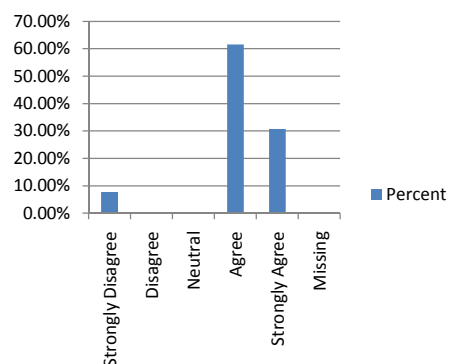
Reponses	Frequency	Percent
Strongly Disagree	1	7.69%
Disagree	1	7.69%
Neutral	1	7.69%
Agree	4	30.77%
Strongly Agree	6	46.15%
Agree + Strongly Agree	10	76.92%
Total Valid	13	100.00%
Missing	0	0.00%
Total	13	100.00%



**Graduation Survey
May 2009
BS Social Science**

28. Overall, I am satisfied with the entire educational experience at RSU.

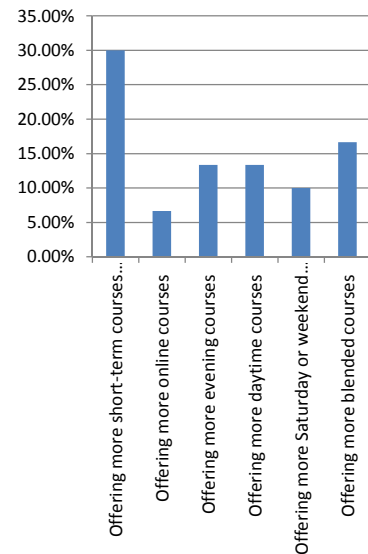
Reponses	Frequency	Percent
Strongly Disagree	1	7.69%
Disagree	0	0.00%
Neutral	0	0.00%
Agree	8	61.54%
Strongly Agree	4	30.77%
Agree + Strongly Agree	12	92.31%
Total Valid	13	100.00%
Missing	0	0.00%
Total	13	100.00%



**Graduation Survey
May 2009
BS Social Science**

29. RSU could improve the educational programs to better meet my needs by: (check all that apply)

Reponses	Frequency	Percent
Offering more short-term courses (example: 4 or 8 weeks)	9	30.00%
Offering more online courses	2	6.67%
Offering more evening courses	4	13.33%
Offering more daytime courses	4	13.33%
Offering more Saturday or weekend courses	3	10.00%
Offering more blended courses	5	16.67%
Get teaching programs	0	0.00%
Make sure the instructor is actually "teaching" the assigned subject.	0	0.00%
Offering nursing program that goes straight through to bsn.	0	0.00%
Improvement of science labs (facilities and equipment)	0	0.00%
Offering more majors	0	0.00%
Knowing that there is now an Elementary Education BA degree program on your campus. It is not even in the list below.	0	0.00%
Having a variety of teachers teaching the courses instead of just two for the major	0	0.00%
More medical/molecular classes	0	0.00%
Some classes have not been offered at all! i.e. Values and Ethics has not been offered for the past 2 years!!	0	0.00%
More than just one time slot available for courses	0	0.00%
I don't think assignments should be given out over break or a week before finals...it takes away from taking a chance to relax and/or study for finals!	0	0.00%
More upper division med/molecular classes	0	0.00%
Offering more of the junior and senior level courses every semester.	0	0.00%
Offer CJA classes more often	0	0.00%
Having a class offered year round especially in the biology department	0	0.00%
Offer more psychology courses in general. RSU needs to hire more faculty.	0	0.00%
Offering more two day classes (MW or TR)	0	0.00%
Offering courses applicable to nursing students on Wed-Fri in order to comply with their required clinical days.	0	0.00%
Photography courses during the day.	0	0.00%
Accept more CLEP tests. Advertise CLEP and advanced standing tests more.	1	3.33%
What about Elementary education for ?	0	0.00%
Offering more courses during the summer term for Criminal Justice students	0	0.00%
RSU needs better career placement & the academic advisors were not helpful.	0	0.00%
Better counseling as what classes to take, before taking another one.	1	3.33%
Changes in Internship policy	1	3.33%
Total	30	100.00%



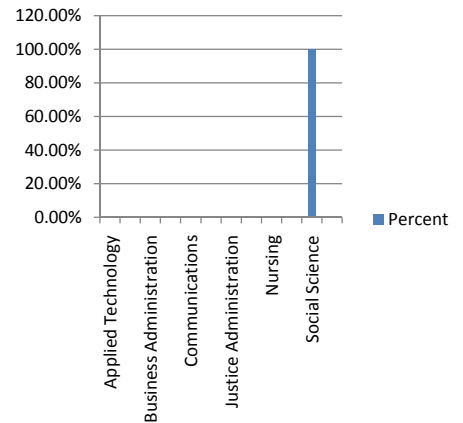
**Graduation Survey
May 2009
BS Social Science**

30. My major of study is: (Bachelor degree)

Reponses

Applied Technology	
Biology	
Business Administration	
Business Information Technology	
Communications	
Community Counseling	
Justice Administration	
Liberal Arts	
Nursing	
Organizational Leadership	
Social Science	
Visual Arts	
Total	

Frequency	Percent
0	0.00%
0	0.00%
0	0.00%
0	0.00%
0	0.00%
0	0.00%
0	0.00%
0	0.00%
0	0.00%
0	0.00%
13	100.00%
0	0.00%
13	100.00%

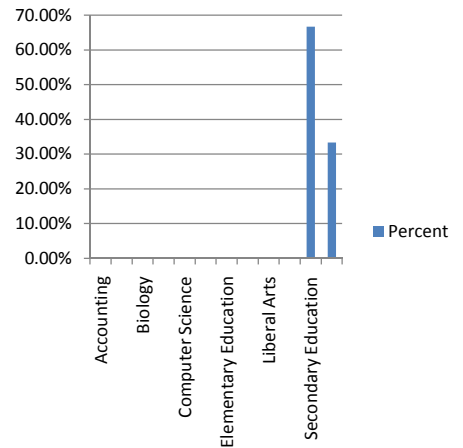


31. My major of study is: (Associate in Arts or Science)

Reponses

Accounting	
Art	
Biology	
Business Administration	
Computer Science	
Criminal Justice Studies	
Elementary Education	
Legal Assisting	
Liberal Arts	
Physical Science	
Secondary Education	
Social Science	
Total	

Frequency	Percent
0	0.00%
0	0.00%
0	0.00%
0	0.00%
0	0.00%
0	0.00%
0	0.00%
0	0.00%
0	0.00%
0	0.00%
2	66.67%
1	33.33%
3	100.00%

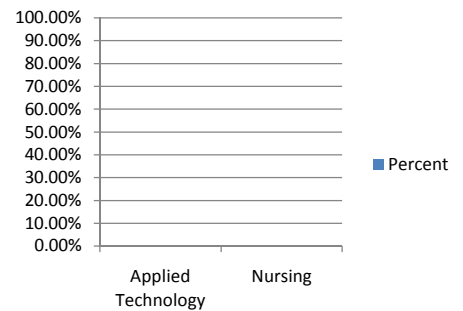


32. My major of study is: (Associate in Applied Science)

Reponses

Applied Technology	
Nursing	
Total	

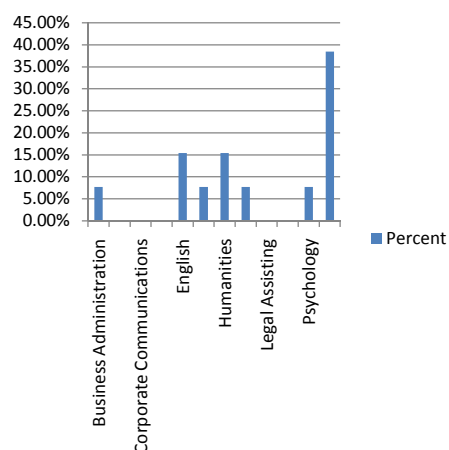
Frequency	Percent
0	0.00%
0	0.00%
0	0.00%



**Graduation Survey
May 2009
BS Social Science**

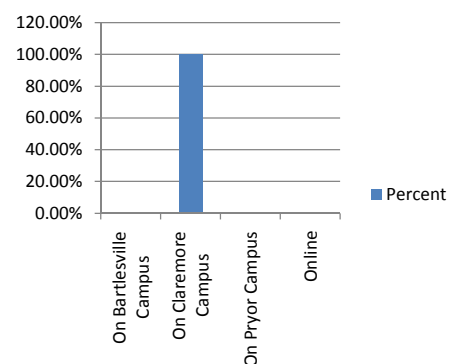
33. My minor is (applicable to bachelor's degree graduates only):

Reponses	Frequency	Percent
Business Administration	1	7.69%
Computer Science	0	0.00%
Corporate Communications	0	0.00%
Criminal Justice-COP	0	0.00%
English	2	15.38%
History	1	7.69%
Humanities	2	15.38%
Justice Administration	1	7.69%
Legal Assisting	0	0.00%
Political Science	0	0.00%
Psychology	1	7.69%
Sociology	5	38.46%
Total	13	100.00%



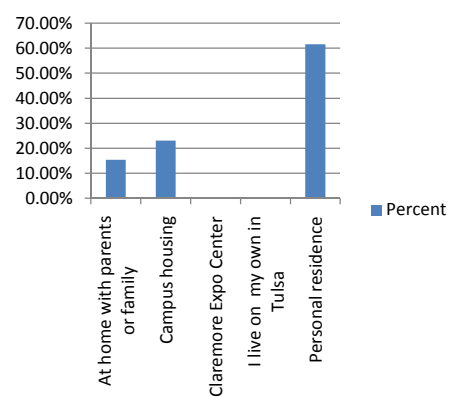
34. Most of my courses have been (Please mark one):

Reponses	Frequency	Percent
On Bartlesville Campus	0	0.00%
On Claremore Campus	13	100.00%
On Pryor Campus	0	0.00%
Online	0	0.00%
Total	13	100.00%



35. My residence during MOST of my education at RSU was:

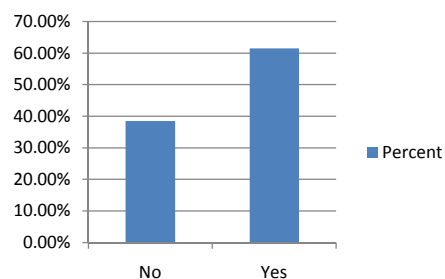
Reponses	Frequency	Percent
At home with parents or family	2	15.38%
Campus housing	3	23.08%
Claremore Expo Center	0	0.00%
I live on my own in Tulsa	0	0.00%
Personal residence	8	61.54%
Total	13	100.00%



**Graduation Survey
May 2009
BS Social Science**

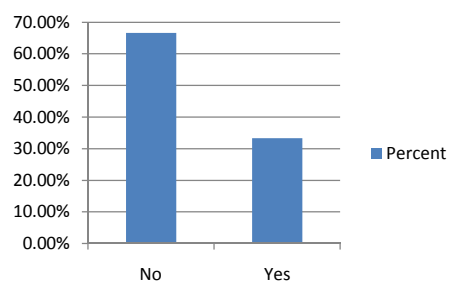
36. Are you the first person in your family to graduate with a Bachelor's degree?

Reponses	Frequency	Percent
No	5	38.46%
Yes	8	61.54%
Total	13	100.00%



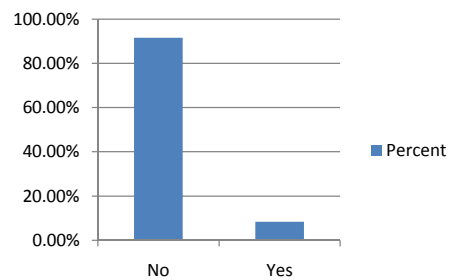
37. Are you the first person in your family to graduate with an Associate in Arts or Science degree?

Reponses	Frequency	Percent
No	8	66.67%
Yes	4	33.33%
Total	12	100.00%



38. Are you the first person in your family to graduate with an Associate in Applied Science degree?

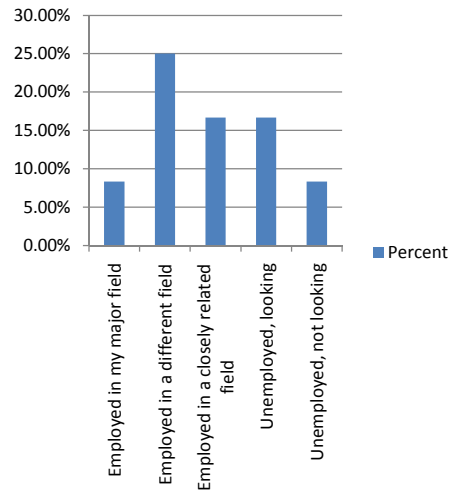
Reponses	Frequency	Percent
No	11	91.67%
Yes	1	8.33%
Total	12	100.00%



**Graduation Survey
May 2009
BS Social Science**

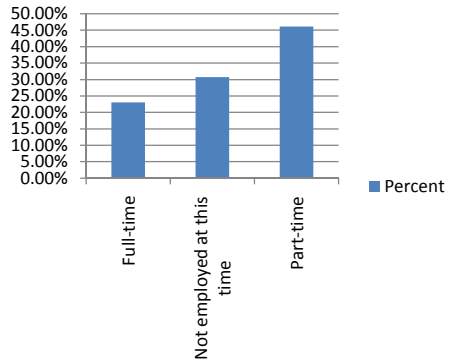
39. I am currently:

Reponses	Frequency	Percent
Employed in my major field	1	8.33%
Employed in a different field	3	25.00%
Employed in a closely related field	2	16.67%
Unemployed, looking	2	16.67%
Unemployed, not looking	1	8.33%
Rogers State University	0	0.00%
Cameron University	0	0.00%
University of Oklahoma	0	0.00%
NSU	0	0.00%
University of Oklahoma College of Pharmacy	0	0.00%
University of Tulsa	0	0.00%
Another Insitution	0	0.00%
At OSU and I am currently employed in my major field of study.	0	0.00%
Cameron University - Claremore Campus	0	0.00%
Florida Coastal Law School	1	8.33%
NOC	0	0.00%
Northeastern State University, Broken Arrow	0	0.00%
OSU-Tulsa	0	0.00%
Physical Therapy program	1	8.33%
TCC/OSU Tulsa	0	0.00%
Wichita State University	1	8.33%
Total	12	100.00%



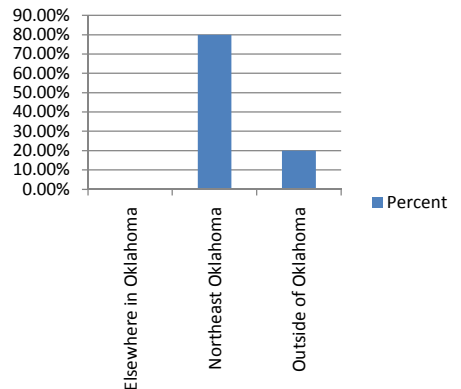
40. I am employed:

Reponses	Frequency	Percent
Full-time	3	23.08%
Not employed at this time	4	30.77%
Part-time	6	46.15%
Total	13	100.00%



41. I am employed in:

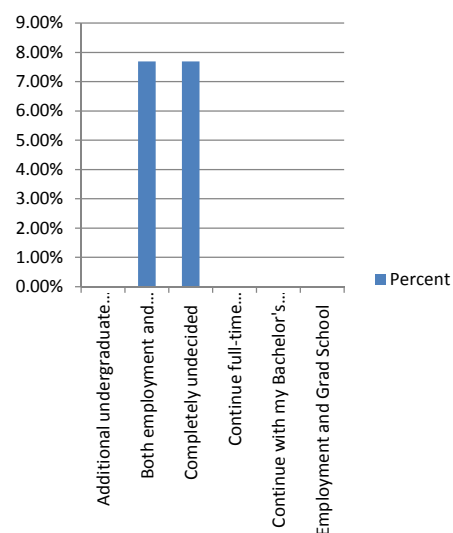
Reponses	Frequency	Percent
Elsewhere in Oklahoma	0	0.00%
Northeast Oklahoma	8	80.00%
Outside of Oklahoma	2	20.00%
Total	10	100.00%



**Graduation Survey
May 2009
BS Social Science**

42. My PRINCIPAL activity upon graduation MOST LIKELY will be:

Reponses	Frequency	Percent
Additional undergraduate coursework	0	0.00%
Both employment and graduate school part time	1	7.69%
Completely undecided	1	7.69%
Continue full-time employment, military, continue gra	0	0.00%
Continue with my Bachelor's elsewhere. Somewhere r	0	0.00%
Employment and Grad School	0	0.00%
Employment full-time while continuing my education ;	0	0.00%
Employment, full-time and continuing to get my bache	0	0.00%
Employment, full-time paid	6	46.15%
Employment, part-time paid	0	0.00%
Graduate or professional school, full-time	3	23.08%
Graduate or professional school, part-time	1	7.69%
I plan on working and continuing on with school	0	0.00%
Maternity leave and then employment full time	0	0.00%
Military Service	0	0.00%
Physical therapy assistant program; hopefully graduat	1	7.69%
Seek a different degree (Business is not good right now	0	0.00%
Starting or raising a family	0	0.00%
Total	13	100.00%



**Graduation Survey
May 2009
BS Social Science**

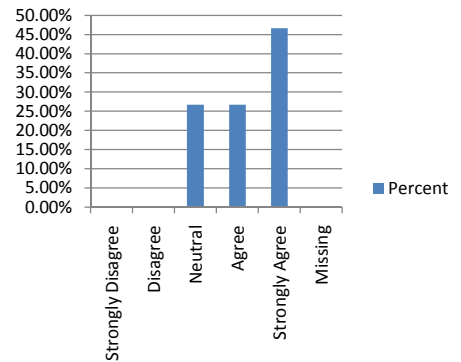
43. If you selected Graduate or Professional School in the previous question whether full or part-time, please list where and your major.

Responses	Frequency	Percent
Where = University of Oklahoma; Major = Law	0	0.00%
Where = Arkansas; Major = BIT	0	0.00%
Where = Bartlesville Small Animal Hospital ; Major = Biological Science Medical/Molecular	0	0.00%
Where = Jacksonville, Florida; Major = Law	1	20.00%
Where = Kansas State University ; Major = Communicatons	0	0.00%
Where = Law school; Major = Sociology	1	20.00%
Where = NOC; Major = Registered Nurse	0	0.00%
Where = NSU BA; Major = Accounting and Finance	0	0.00%
Where = NSU or RSU undecided on this ; Major = Community Counseling	0	0.00%
Where = NSU; Major = MBA	0	0.00%
Where = Oklahoma State University Health Sciences in Tulsa; Major = Forensic Science	0	0.00%
Where = Oklahoma University; Major = Nursing	0	0.00%
Where = OSU Medical School; Major = D.O. (Medicine)	0	0.00%
Where = OSU Tulsa; Major = Accounting	0	0.00%
Where = OSU Tulsa; Major = Business Admin	0	0.00%
Where = OSU Tulsa; Major = Community Counseling	0	0.00%
Where = OSU Tulsa; Major = MBA	0	0.00%
Where = OU Tulsa; Major = Human Relations	1	20.00%
Where = OU Tulsa; Major = Occupational Therapy	0	0.00%
Where = OU; Major = Pharmacy	0	0.00%
Where = Rogers State University; Major = Liberal Arts	0	0.00%
Where = RSU; Major = Bachelor's in Nursing	0	0.00%
Where = still looking; Major = MBA	0	0.00%
Where = TCC for PTA; OU Schusterman for Physical Therapy	1	20.00%
Where = Tulsa University; Major = Geology	0	0.00%
Where = University of Oklahoma College of Pharmacy; Major = PharmD	0	0.00%
Where = University of Oklahoma, Tulsa Campus; Major = Masters in Occupational Therapy	0	0.00%
Where = University of Oklahoma; Major = Pharmacy (Pharm. D.)	0	0.00%
Where = University of Oklahoma; Major = Physicians Assistant Program	0	0.00%
Where = University of Tulsa; Major = Biology	0	0.00%
Where = University of Tulsa; Major = English	0	0.00%
Where = unsure; Major = Theater	0	0.00%
Where = Wichita State University; Major = Psychology	1	20.00%
Total	5	100.00%

**Graduation Survey
May 2009
BT Applied Technology**

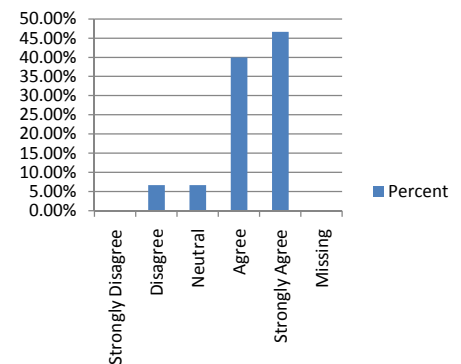
1. I received quality instruction in my general education courses.

Reponses	Frequency	Percent
Strongly Disagree	0	0.00%
Disagree	0	0.00%
Neutral	4	26.67%
Agree	4	26.67%
Strongly Agree	7	46.67%
Agree + Strongly Agree	11	73.33%
Total Valid	15	100.00%
Missing	0	0.00%
Total	15	100.00%



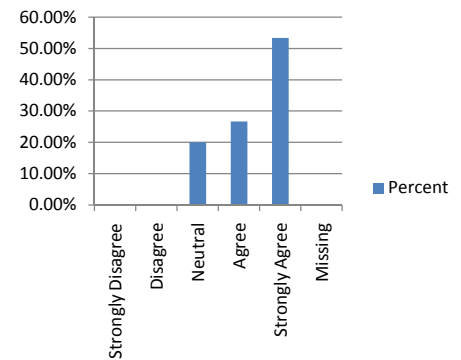
2. I received quality instruction in courses within my major.

Reponses	Frequency	Percent
Strongly Disagree	0	0.00%
Disagree	1	6.67%
Neutral	1	6.67%
Agree	6	40.00%
Strongly Agree	7	46.67%
Agree + Strongly Agree	13	86.67%
Total Valid	15	100.00%
Missing	0	0.00%
Total	15	100.00%



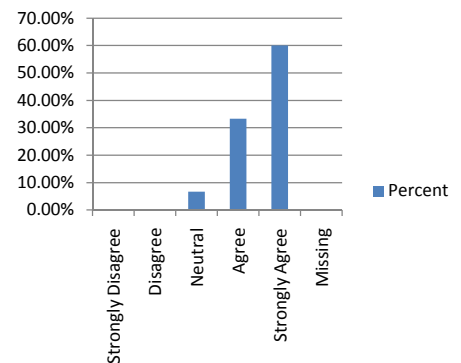
3. I am able to apply what I learned at RSU to my current experiences.

Reponses	Frequency	Percent
Strongly Disagree	0	0.00%
Disagree	0	0.00%
Neutral	3	20.00%
Agree	4	26.67%
Strongly Agree	8	53.33%
Agree + Strongly Agree	12	80.00%
Total Valid	15	100.00%
Missing	0	0.00%
Total	15	100.00%



4. I believe that RSU meets the educational needs of its students.

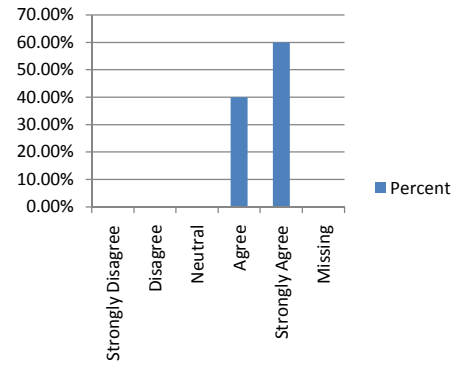
Reponses	Frequency	Percent
Strongly Disagree	0	0.00%
Disagree	0	0.00%
Neutral	1	6.67%
Agree	5	33.33%
Strongly Agree	9	60.00%
Agree + Strongly Agree	14	93.33%
Total Valid	15	100.00%
Missing	0	0.00%
Total	15	100.00%



**Graduation Survey
May 2009
BT Applied Technology**

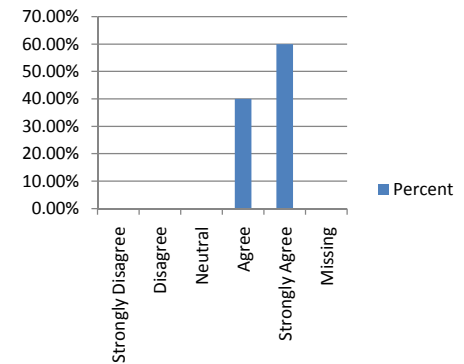
5. I believe RSU serves the educational needs of NE Oklahoma.

Reponses	Frequency	Percent
Strongly Disagree	0	0.00%
Disagree	0	0.00%
Neutral	0	0.00%
Agree	6	40.00%
Strongly Agree	9	60.00%
Agree + Strongly Agree	15	100.00%
Total Valid	15	100.00%
Missing	0	0.00%
Total	15	100.00%



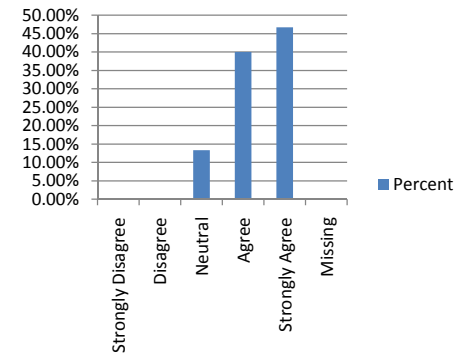
6. I believe I am competent in written and oral communication, scientific reasoning, and critical thinking.

Reponses	Frequency	Percent
Strongly Disagree	0	0.00%
Disagree	0	0.00%
Neutral	0	0.00%
Agree	6	40.00%
Strongly Agree	9	60.00%
Agree + Strongly Agree	15	100.00%
Total Valid	15	100.00%
Missing	0	0.00%
Total	15	100.00%



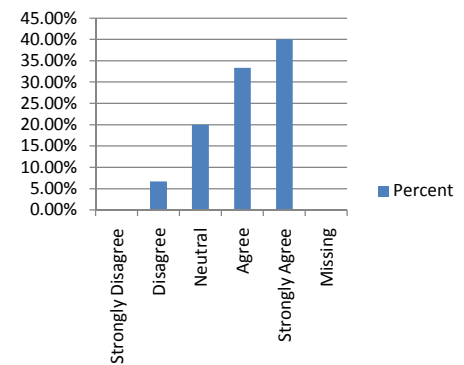
7. I believe that since attending RSU I can make better life and career decisions.

Reponses	Frequency	Percent
Strongly Disagree	0	0.00%
Disagree	0	0.00%
Neutral	2	13.33%
Agree	6	40.00%
Strongly Agree	7	46.67%
Agree + Strongly Agree	13	86.67%
Total Valid	15	100.00%
Missing	0	0.00%
Total	15	100.00%



8. I believe that I have a greater appreciation of diversity in terms of race, class, ethnicity, gender, religion, and/or nationality.

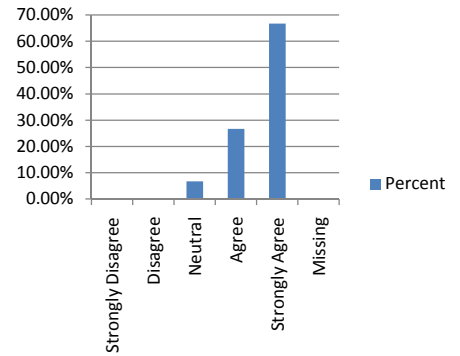
Reponses	Frequency	Percent
Strongly Disagree	0	0.00%
Disagree	1	6.67%
Neutral	3	20.00%
Agree	5	33.33%
Strongly Agree	6	40.00%
Agree + Strongly Agree	11	73.33%
Total Valid	15	100.00%
Missing	0	0.00%
Total	15	100.00%



**Graduation Survey
May 2009
BT Applied Technology**

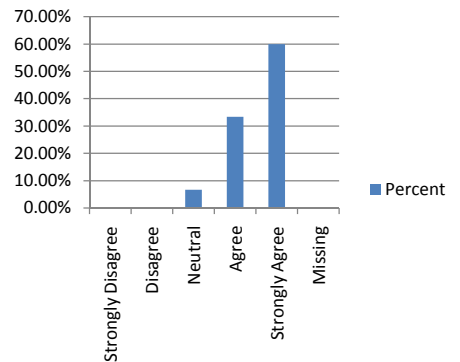
9. I believe that the educational goals I set for myself at RSU were met.

Reponses	Frequency	Percent
Strongly Disagree	0	0.00%
Disagree	0	0.00%
Neutral	1	6.67%
Agree	4	26.67%
Strongly Agree	10	66.67%
Agree + Strongly Agree	14	93.33%
Total Valid	15	100.00%
Missing	0	0.00%
Total	15	100.00%



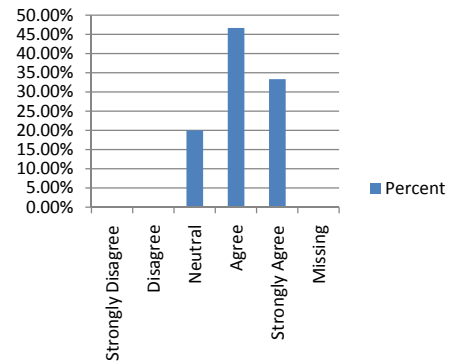
10. Overall, I am satisfied with the instruction I received at RSU.

Reponses	Frequency	Percent
Strongly Disagree	0	0.00%
Disagree	0	0.00%
Neutral	1	6.67%
Agree	5	33.33%
Strongly Agree	9	60.00%
Agree + Strongly Agree	14	93.33%
Total Valid	15	100.00%
Missing	0	0.00%
Total	15	100.00%



11. Faculty show a high degree of interest in student learning.

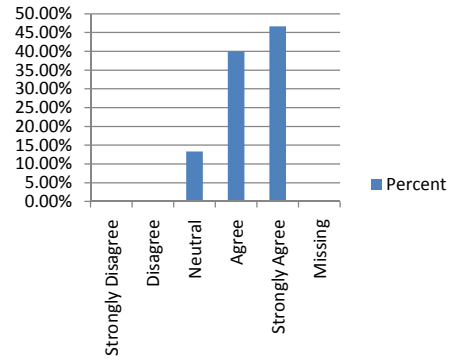
Reponses	Frequency	Percent
Strongly Disagree	0	0.00%
Disagree	0	0.00%
Neutral	3	20.00%
Agree	7	46.67%
Strongly Agree	5	33.33%
Agree + Strongly Agree	12	80.00%
Total Valid	15	100.00%
Missing	0	0.00%
Total	15	100.00%



**Graduation Survey
May 2009
BT Applied Technology**

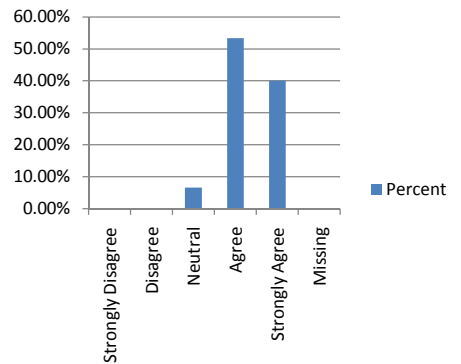
12. Faculty teaching general education courses were well prepared for the courses they taught.

Reponses	Frequency	Percent
Strongly Disagree	0	0.00%
Disagree	0	0.00%
Neutral	2	13.33%
Agree	6	40.00%
Strongly Agree	7	46.67%
Agree + Strongly Agree	13	86.67%
Total Valid	15	100.00%
Missing	0	0.00%
Total	15	100.00%



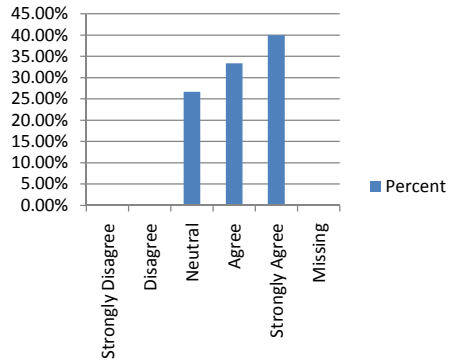
13. Faculty teaching courses in my major were well prepared for the courses they taught.

Reponses	Frequency	Percent
Strongly Disagree	0	0.00%
Disagree	0	0.00%
Neutral	1	6.67%
Agree	8	53.33%
Strongly Agree	6	40.00%
Agree + Strongly Agree	14	93.33%
Total Valid	15	100.00%
Missing	0	0.00%
Total	15	100.00%



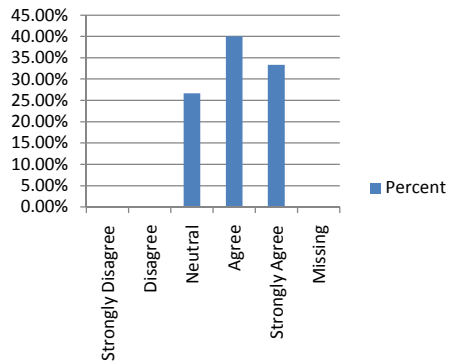
14. Faculty were available during their office hours.

Reponses	Frequency	Percent
Strongly Disagree	0	0.00%
Disagree	0	0.00%
Neutral	4	26.67%
Agree	5	33.33%
Strongly Agree	6	40.00%
Agree + Strongly Agree	11	73.33%
Total Valid	15	100.00%
Missing	0	0.00%
Total	15	100.00%



15. Faculty teaching general education courses demonstrated a concern for my progress.

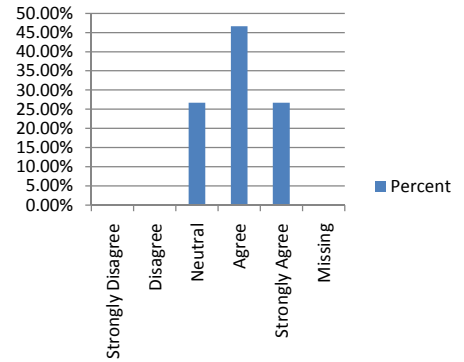
Reponses	Frequency	Percent
Strongly Disagree	0	0.00%
Disagree	0	0.00%
Neutral	4	26.67%
Agree	6	40.00%
Strongly Agree	5	33.33%
Agree + Strongly Agree	11	73.33%
Total Valid	15	100.00%
Missing	0	0.00%
Total	15	100.00%



**Graduation Survey
May 2009
BT Applied Technology**

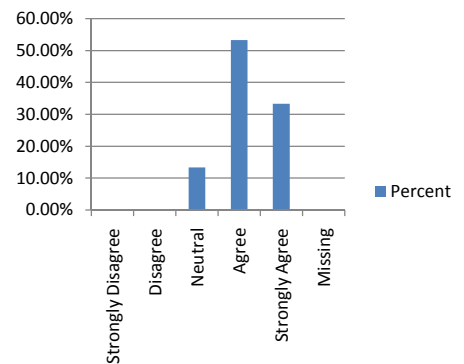
16. Faculty teaching courses in my major demonstrated a concern for my progress.

Reponses	Frequency	Percent
Strongly Disagree	0	0.00%
Disagree	0	0.00%
Neutral	4	26.67%
Agree	7	46.67%
Strongly Agree	4	26.67%
Agree + Strongly Agree	11	73.33%
Total Valid	15	100.00%
Missing	0	0.00%
Total	15	100.00%



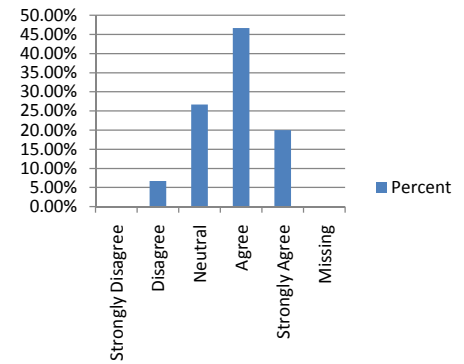
17. My faculty/academic advisor was available.

Reponses	Frequency	Percent
Strongly Disagree	0	0.00%
Disagree	0	0.00%
Neutral	2	13.33%
Agree	8	53.33%
Strongly Agree	5	33.33%
Agree + Strongly Agree	13	86.67%
Total Valid	15	100.00%
Missing	0	0.00%
Total	15	100.00%



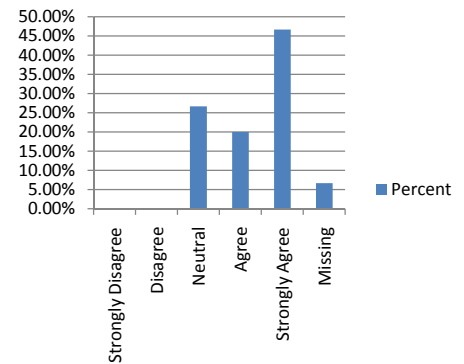
18. My faculty/academic advisor guided me toward my academic and career goals.

Reponses	Frequency	Percent
Strongly Disagree	0	0.00%
Disagree	1	6.67%
Neutral	4	26.67%
Agree	7	46.67%
Strongly Agree	3	20.00%
Agree + Strongly Agree	10	66.67%
Total Valid	15	100.00%
Missing	0	0.00%
Total	15	100.00%



19. Smaller course sizes (25 or fewer) increased my ability to learn.

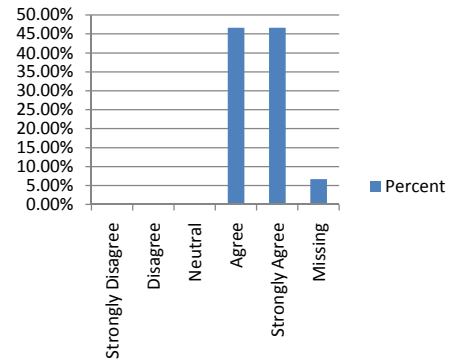
Reponses	Frequency	Percent
Strongly Disagree	0	0.00%
Disagree	0	0.00%
Neutral	4	26.67%
Agree	3	20.00%
Strongly Agree	7	46.67%
Agree + Strongly Agree	10	66.67%
Total Valid	14	93.33%
Missing	1	6.67%
Total	15	100.00%



**Graduation Survey
May 2009
BT Applied Technology**

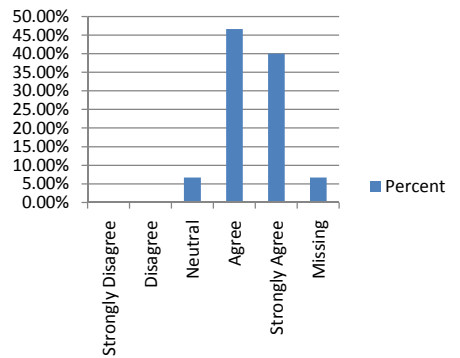
20. Courses were generally scheduled in a time frame that met my needs.

Reponses	Frequency	Percent
Strongly Disagree	0	0.00%
Disagree	0	0.00%
Neutral	0	0.00%
Agree	7	46.67%
Strongly Agree	7	46.67%
Agree + Strongly Agree	14	93.33%
Total Valid	14	93.33%
Missing	1	6.67%
Total	15	100.00%



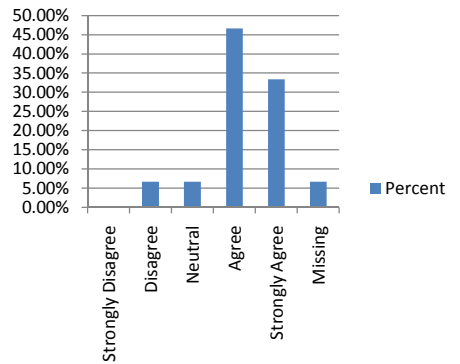
21. Grading and evaluation methods were fair and reflected my learning.

Reponses	Frequency	Percent
Strongly Disagree	0	0.00%
Disagree	0	0.00%
Neutral	1	6.67%
Agree	7	46.67%
Strongly Agree	6	40.00%
Agree + Strongly Agree	13	86.67%
Total Valid	14	93.33%
Missing	1	6.67%
Total	15	100.00%



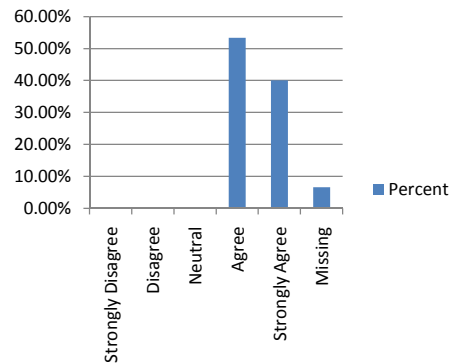
22. The course descriptions in the Bulletin adequately described the courses.

Reponses	Frequency	Percent
Strongly Disagree	0	0.00%
Disagree	1	6.67%
Neutral	1	6.67%
Agree	7	46.67%
Strongly Agree	5	33.33%
Agree + Strongly Agree	12	80.00%
Total Valid	14	93.33%
Missing	1	6.67%
Total	15	100.00%



23. Electronic course supplements were appropriate for the courses being taught.

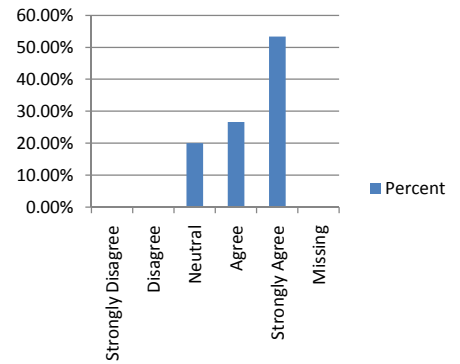
Reponses	Frequency	Percent
Strongly Disagree	0	0.00%
Disagree	0	0.00%
Neutral	0	0.00%
Agree	8	53.33%
Strongly Agree	6	40.00%
Agree + Strongly Agree	14	93.33%
Total Valid	14	93.33%
Missing	1	6.67%
Total	15	100.00%



**Graduation Survey
May 2009
BT Applied Technology**

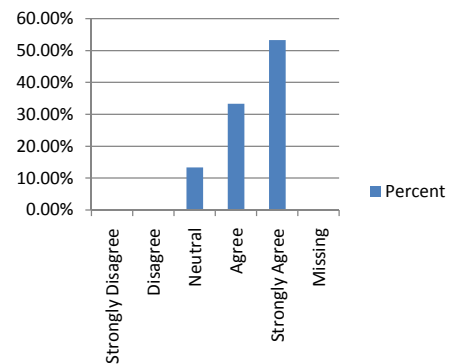
24. Considering what I now know, I would attend RSU again.

Reponses	Frequency	Percent
Strongly Disagree	0	0.00%
Disagree	0	0.00%
Neutral	3	20.00%
Agree	4	26.67%
Strongly Agree	8	53.33%
Agree + Strongly Agree	12	80.00%
Total Valid	15	100.00%
Missing	0	0.00%
Total	15	100.00%



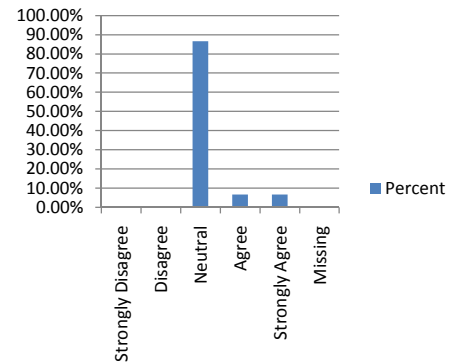
25. I would encourage my family and friends to attend RSU.

Reponses	Frequency	Percent
Strongly Disagree	0	0.00%
Disagree	0	0.00%
Neutral	2	13.33%
Agree	5	33.33%
Strongly Agree	8	53.33%
Agree + Strongly Agree	13	86.67%
Total Valid	15	100.00%
Missing	0	0.00%
Total	15	100.00%



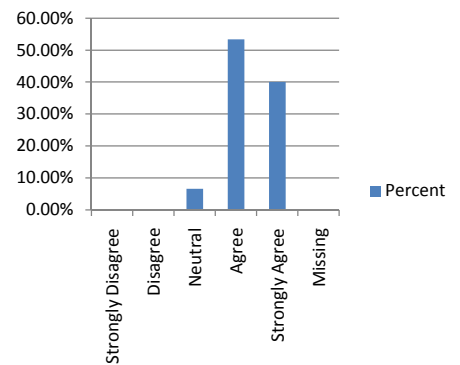
26. The Career Placement Service was helpful.

Reponses	Frequency	Percent
Strongly Disagree	0	0.00%
Disagree	0	0.00%
Neutral	13	86.67%
Agree	1	6.67%
Strongly Agree	1	6.67%
Agree + Strongly Agree	2	13.33%
Total Valid	15	100.00%
Missing	0	0.00%
Total	15	100.00%



27. Overall, my student life experiences at RSU were positive.

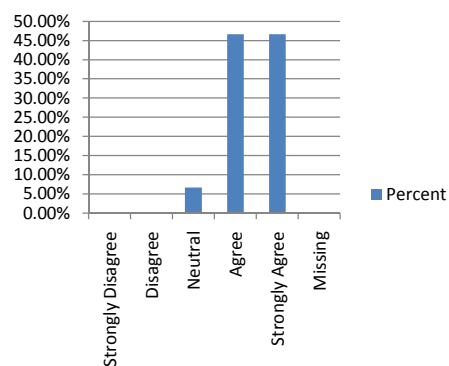
Reponses	Frequency	Percent
Strongly Disagree	0	0.00%
Disagree	0	0.00%
Neutral	1	6.67%
Agree	8	53.33%
Strongly Agree	6	40.00%
Agree + Strongly Agree	14	93.33%
Total Valid	15	100.00%
Missing	0	0.00%
Total	15	100.00%



**Graduation Survey
May 2009
BT Applied Technology**

28. Overall, I am satisfied with the entire educational experience at RSU.

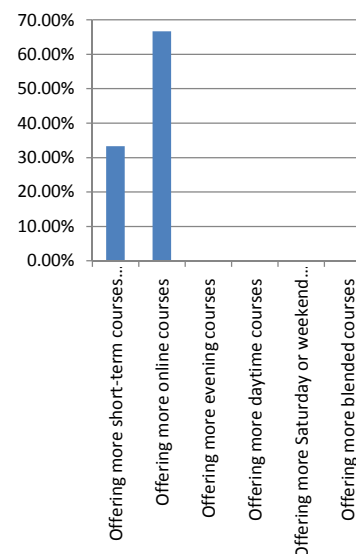
Reponses	Frequency	Percent
Strongly Disagree	0	0.00%
Disagree	0	0.00%
Neutral	1	6.67%
Agree	7	46.67%
Strongly Agree	7	46.67%
 Agree + Strongly Agree	 14	 93.33%
Total Valid	15	100.00%
Missing	0	0.00%
Total	15	100.00%



**Graduation Survey
May 2009
BT Applied Technology**

29. RSU could improve the educational programs to better meet my needs by: (check all that apply)

Reponses	Frequency	Percent
Offering more short-term courses (example: 4 or 8 weeks)	3	33.33%
Offering more online courses	6	66.67%
Offering more evening courses	0	0.00%
Offering more daytime courses	0	0.00%
Offering more Saturday or weekend courses	0	0.00%
Offering more blended courses	0	0.00%
Get teaching programs	0	0.00%
Make sure the instructor is actually "teaching" the assigned subject.	0	0.00%
Offering nursing program that goes straight through to bsn.	0	0.00%
Improvement of science labs (facilities and equipment)	0	0.00%
Offering more majors	0	0.00%
Knowing that there is now an Elementary Education BA degree program on your campus. It is not even in the list below.	0	0.00%
Having a variety of teachers teaching the courses instead of just two for the major	0	0.00%
More medical/molecular classes	0	0.00%
Some classes have not been offered at all! i.e. Values and Ethics has not been offered for the past 2 years!!	0	0.00%
More than just one time slot available for courses	0	0.00%
I don't think assignments should be given out over break or a week before finals...it takes away from taking a chance to relax and/or study for finals!	0	0.00%
More upper division med/molecular classes	0	0.00%
Offering more of the junior and senior level courses every semester.	0	0.00%
Offer CJA classes more often	0	0.00%
Having a class offered year round especially in the biology department	0	0.00%
Offer more psychology courses in general. RSU needs to hire more faculty.	0	0.00%
Offering more two day classes (MW or TR)	0	0.00%
Offering courses applicable to nursing students on Wed-Fri in order to comply with their required clinical days.	0	0.00%
Photography courses during the day.	0	0.00%
Accept more CLEP tests. Advertise CLEP and advanced standing tests more.	0	0.00%
What about Elementary education for ?	0	0.00%
Offering more courses during the summer term for Criminal Justice students	0	0.00%
RSU needs better career placement & the academic advisors were not helpful.	0	0.00%
Better counseling as what classes to take, before taking another one.	0	0.00%
Changes in Internship policy	0	0.00%
Total	9	100.00%



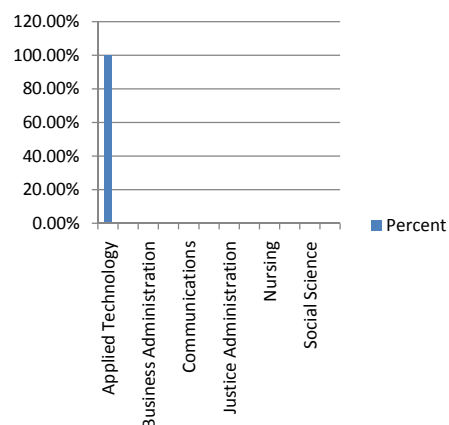
**Graduation Survey
May 2009
BT Applied Technology**

30. My major of study is: (Bachelor degree)

Reponses

Applied Technology
Biology
Business Administration
Business Information Technology
Communications
Community Counseling
Justice Administration
Liberal Arts
Nursing
Organizational Leadership
Social Science
Visual Arts
Total

Frequency	Percent
15	100.00%
0	0.00%
0	0.00%
0	0.00%
0	0.00%
0	0.00%
0	0.00%
0	0.00%
0	0.00%
0	0.00%
0	0.00%
0	0.00%
15	100.00%

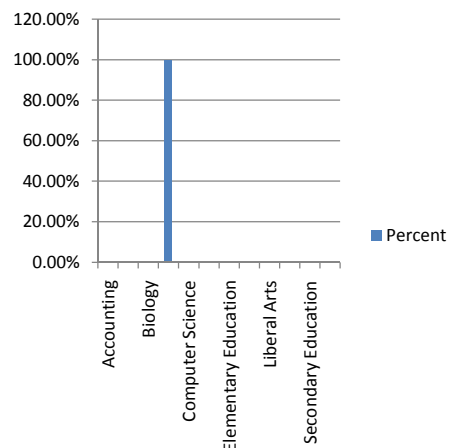


31. My major of study is: (Associate in Arts or Science)

Reponses

Accounting
Art
Biology
Business Administration
Computer Science
Criminal Justice Studies
Elementary Education
Legal Assisting
Liberal Arts
Physical Science
Secondary Education
Social Science
Total

Frequency	Percent
0	0.00%
0	0.00%
0	0.00%
1	100.00%
0	0.00%
0	0.00%
0	0.00%
0	0.00%
0	0.00%
0	0.00%
0	0.00%
0	0.00%
1	100.00%

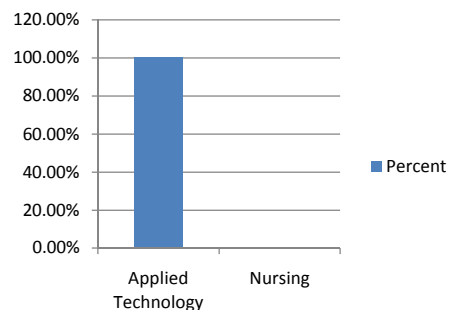


32. My major of study is: (Associate in Applied Science)

Reponses

Applied Technology
Nursing
Total

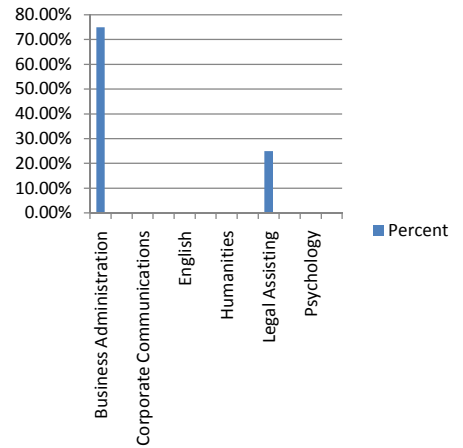
Frequency	Percent
4	100.00%
0	0.00%
4	100.00%



**Graduation Survey
May 2009
BT Applied Technology**

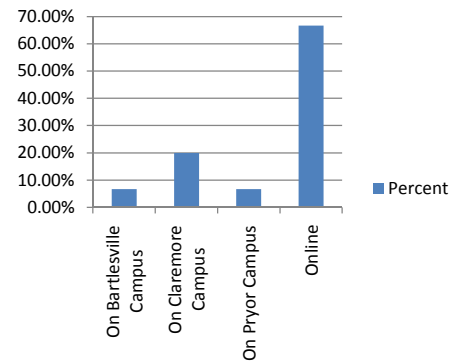
33. My minor is (applicable to bachelor's degree graduates only):

Reponses	Frequency	Percent
Business Administration	3	75.00%
Computer Science	0	0.00%
Corporate Communications	0	0.00%
Criminal Justice-COP	0	0.00%
English	0	0.00%
History	0	0.00%
Humanities	0	0.00%
Justice Administration	0	0.00%
Legal Assisting	1	25.00%
Political Science	0	0.00%
Psychology	0	0.00%
Sociology	0	0.00%
Total	4	100.00%



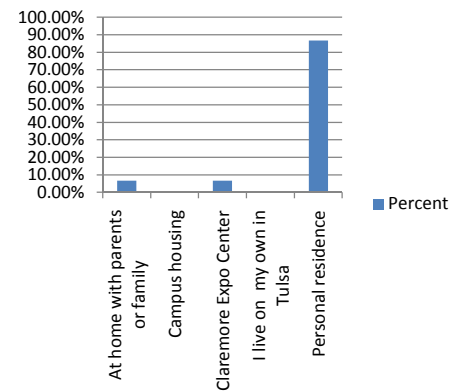
34. Most of my courses have been (Please mark one):

Reponses	Frequency	Percent
On Bartlesville Campus	1	6.67%
On Claremore Campus	3	20.00%
On Pryor Campus	1	6.67%
Online	10	66.67%
Total	15	100.00%



35. My residence during MOST of my education at RSU was:

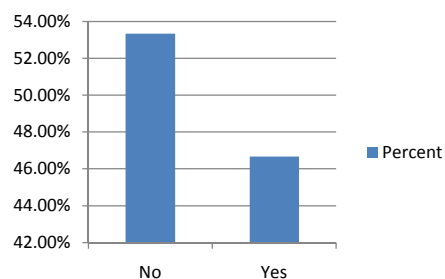
Reponses	Frequency	Percent
At home with parents or family	1	6.67%
Campus housing	0	0.00%
Claremore Expo Center	1	6.67%
I live on my own in Tulsa	0	0.00%
Personal residence	13	86.67%
Total	15	100.00%



**Graduation Survey
May 2009
BT Applied Technology**

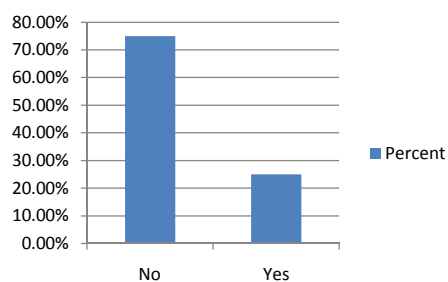
36. Are you the first person in your family to graduate with a Bachelor's degree?

Reponses	Frequency	Percent
No	8	53.33%
Yes	7	46.67%
Total	15	100.00%



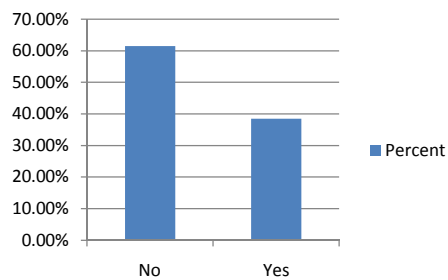
37. Are you the first person in your family to graduate with an Associate in Arts or Science degree?

Reponses	Frequency	Percent
No	9	75.00%
Yes	3	25.00%
Total	12	100.00%



38. Are you the first person in your family to graduate with an Associate in Applied Science degree?

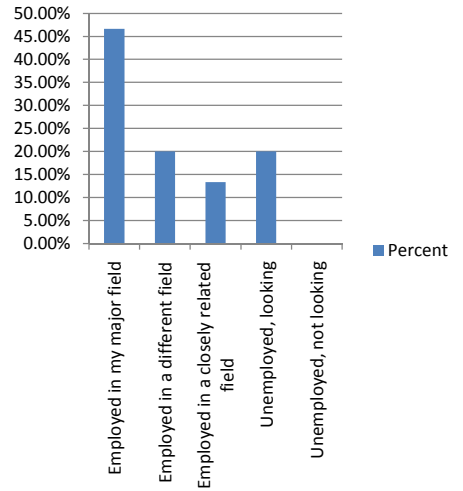
Reponses	Frequency	Percent
No	8	61.54%
Yes	5	38.46%
Total	13	100.00%



**Graduation Survey
May 2009
BT Applied Technology**

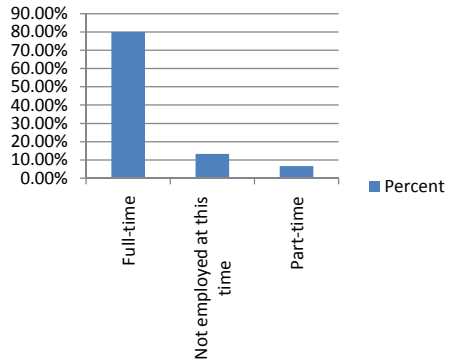
39. I am currently:

Reponses	Frequency	Percent
Employed in my major field	7	46.67%
Employed in a different field	3	20.00%
Employed in a closely related field	2	13.33%
Unemployed, looking	3	20.00%
Unemployed, not looking	0	0.00%
Rogers State University	0	0.00%
Cameron University	0	0.00%
University of Oklahoma	0	0.00%
NSU	0	0.00%
University of Oklahoma College of Pharmacy	0	0.00%
University of Tulsa	0	0.00%
Another Insitution	0	0.00%
At OSU and I am currently employed in my major field of study.	0	0.00%
Cameron University - Claremore Campus	0	0.00%
Florida Coastal Law School	0	0.00%
NOC	0	0.00%
Northeastern State University, Broken Arrow	0	0.00%
OSU-Tulsa	0	0.00%
Physical Therapy program	0	0.00%
TCC/OSU Tulsa	0	0.00%
Wichita State University	0	0.00%
Total	15	100.00%



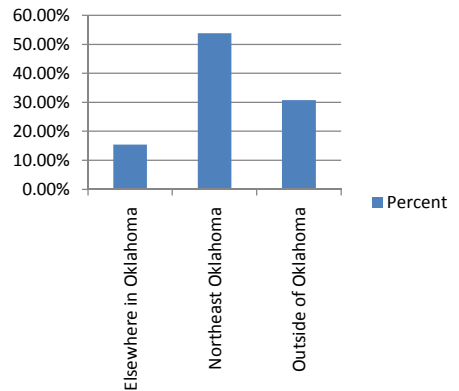
40. I am employed:

Reponses	Frequency	Percent
Full-time	12	80.00%
Not employed at this time	2	13.33%
Part-time	1	6.67%
Total	15	100.00%



41. I am employed in:

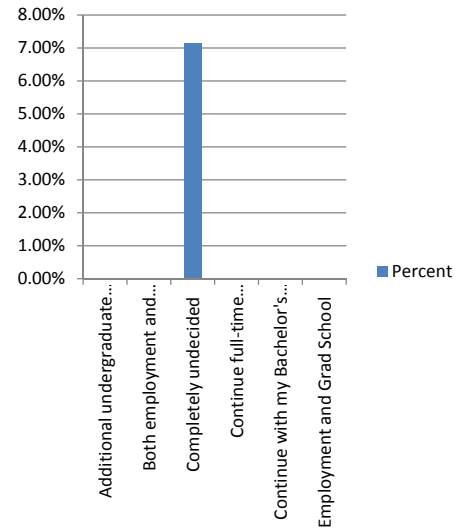
Reponses	Frequency	Percent
Elsewhere in Oklahoma	2	15.38%
Northeast Oklahoma	7	53.85%
Outside of Oklahoma	4	30.77%
Total	13	100.00%



**Graduation Survey
May 2009
BT Applied Technology**

42. My PRINCIPAL activity upon graduation MOST LIKELY will be:

Reponses	Frequency	Percent
Additional undergraduate coursework	0	0.00%
Both employment and graduate school part time	0	0.00%
Completely undecided	1	7.14%
Continue full-time employment, military, continue gra	0	0.00%
Continue with my Bachelor's elsewhere. Somewhere r	0	0.00%
Employment and Grad School	0	0.00%
Employment full-time while continuing my education ;	0	0.00%
Employment, full-time and continuing to get my bache	0	0.00%
Employment, full-time paid	12	85.71%
Employment, part-time paid	0	0.00%
Graduate or professional school, full-time	0	0.00%
Graduate or professional school, part-time	1	7.14%
I plan on working and continuing on with school	0	0.00%
Maternity leave and then employment full time	0	0.00%
Military Service	0	0.00%
Physical therapy assistant program; hopefully graduat	0	0.00%
Seek a different degree (Business is not good right now	0	0.00%
Starting or raising a family	0	0.00%
Total	14	100.00%



**Graduation Survey
May 2009
BT Applied Technology**

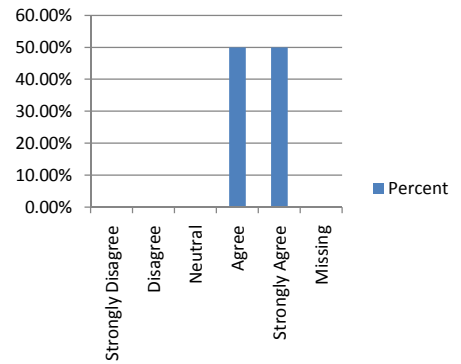
43. If you selected Graduate or Professional School in the previous question whether full or part-time, please list where and your major.

Reponses	Frequency	Percent
Where = University of Oklahoma; Major = Law	1	100.00%
Where = Arkansas; Major = BIT	0	0.00%
Where = Bartlesville Small Animal Hospital ; Major = Biological Science Medical/Molecular	0	0.00%
Where = Jacksonville, Florida; Major = Law	0	0.00%
Where = Kansas State University ; Major = Communicatons	0	0.00%
Where = Law school; Major = Sociology	0	0.00%
Where = NOC; Major = Registered Nurse	0	0.00%
Where = NSU BA; Major = Accounting and Finance	0	0.00%
Where = NSU or RSU undecided on this ; Major = Community Counseling	0	0.00%
Where = NSU; Major = MBA	0	0.00%
Where = Oklahoma State University Health Sciences in Tulsa; Major = Forensic Science	0	0.00%
Where = Oklahoma University; Major = Nursing	0	0.00%
Where = OSU Medical School; Major = D.O. (Medicine)	0	0.00%
Where = OSU Tulsa; Major = Accounting	0	0.00%
Where = OSU Tulsa; Major = Business Admin	0	0.00%
Where = OSU Tulsa; Major = Community Counseling	0	0.00%
Where = OSU Tulsa; Major = MBA	0	0.00%
Where = OU Tulsa; Major = Human Relations	0	0.00%
Where = OU Tulsa; Major = Occupational Therapy	0	0.00%
Where = OU; Major = Pharmacy	0	0.00%
Where = Rogers State University; Major = Liberal Arts	0	0.00%
Where = RSU; Major = Bachelor's in Nursing	0	0.00%
Where = still looking; Major = MBA	0	0.00%
Where = TCC for PTA; OU Schusterman for Physical Therapy	0	0.00%
Where = Tulsa University; Major = Geology	0	0.00%
Where = University of Oklahoma College of Pharmacy; Major = PharmD	0	0.00%
Where = University of Oklahoma, Tulsa Campus; Major = Masters in Occupational Therapy	0	0.00%
Where = University of Oklahoma; Major = Pharmacy (Pharm. D.)	0	0.00%
Where = University of Oklahoma; Major = Physicians Assistant Program	0	0.00%
Where = University of Tulsa; Major = Biology	0	0.00%
Where = University of Tulsa; Major = English	0	0.00%
Where = unsure; Major = Theater	0	0.00%
Where = Wichita State University; Major = Psychology	0	0.00%
Total	1	100.00%

**Graduation Survey
May 2009
AA Accounting**

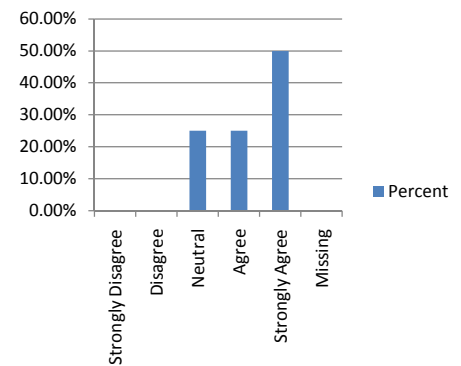
1. I received quality instruction in my general education courses.

Reponses	Frequency	Percent
Strongly Disagree	0	0.00%
Disagree	0	0.00%
Neutral	0	0.00%
Agree	4	50.00%
Strongly Agree	4	50.00%
Agree + Strongly Agree	8	100.00%
Total Valid	8	100.00%
Missing	0	0.00%
Total	8	100.00%



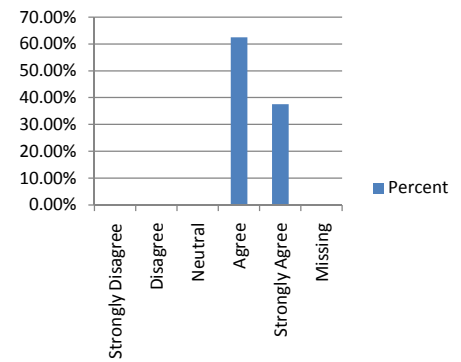
2. I received quality instruction in courses within my major.

Reponses	Frequency	Percent
Strongly Disagree	0	0.00%
Disagree	0	0.00%
Neutral	2	25.00%
Agree	2	25.00%
Strongly Agree	4	50.00%
Agree + Strongly Agree	6	75.00%
Total Valid	8	100.00%
Missing	0	0.00%
Total	8	100.00%



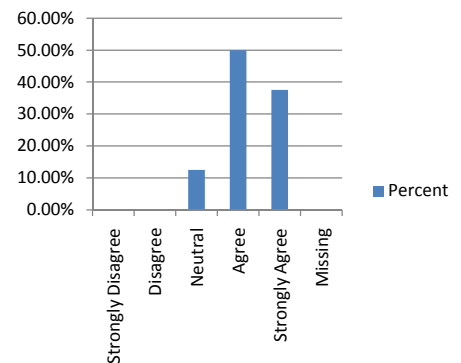
3. I am able to apply what I learned at RSU to my current experiences.

Reponses	Frequency	Percent
Strongly Disagree	0	0.00%
Disagree	0	0.00%
Neutral	0	0.00%
Agree	5	62.50%
Strongly Agree	3	37.50%
Agree + Strongly Agree	8	100.00%
Total Valid	8	100.00%
Missing	0	0.00%
Total	8	100.00%



4. I believe that RSU meets the educational needs of its students.

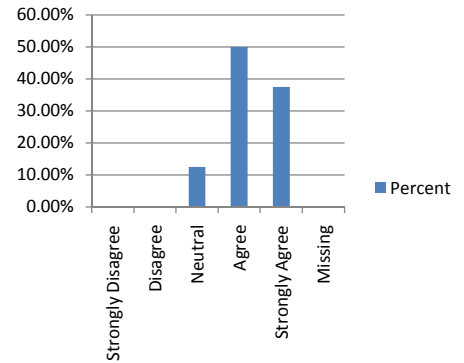
Reponses	Frequency	Percent
Strongly Disagree	0	0.00%
Disagree	0	0.00%
Neutral	1	12.50%
Agree	4	50.00%
Strongly Agree	3	37.50%
Agree + Strongly Agree	7	87.50%
Total Valid	8	100.00%
Missing	0	0.00%
Total	8	100.00%



**Graduation Survey
May 2009
AA Accounting**

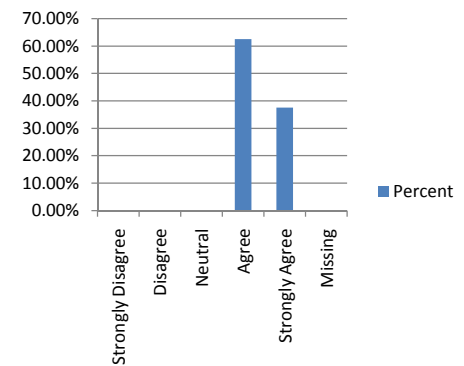
5. I believe RSU serves the educational needs of NE Oklahoma.

Reponses	Frequency	Percent
Strongly Disagree	0	0.00%
Disagree	0	0.00%
Neutral	1	12.50%
Agree	4	50.00%
Strongly Agree	3	37.50%
Agree + Strongly Agree	7	87.50%
Total Valid	8	100.00%
Missing	0	0.00%
Total	8	100.00%



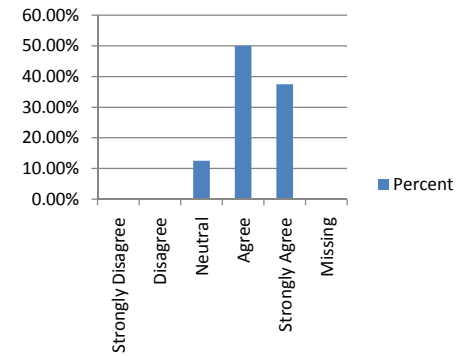
6. I believe I am competent in written and oral communication, scientific reasoning, and critical thinking.

Reponses	Frequency	Percent
Strongly Disagree	0	0.00%
Disagree	0	0.00%
Neutral	0	0.00%
Agree	5	62.50%
Strongly Agree	3	37.50%
Agree + Strongly Agree	8	100.00%
Total Valid	8	100.00%
Missing	0	0.00%
Total	8	100.00%



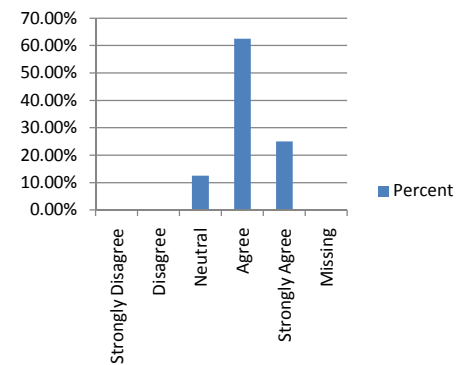
7. I believe that since attending RSU I can make better life and career decisions.

Reponses	Frequency	Percent
Strongly Disagree	0	0.00%
Disagree	0	0.00%
Neutral	1	12.50%
Agree	4	50.00%
Strongly Agree	3	37.50%
Agree + Strongly Agree	7	87.50%
Total Valid	8	100.00%
Missing	0	0.00%
Total	8	100.00%



8. I believe that I have a greater appreciation of diversity in terms of race, class, ethnicity, gender, religion, and/or nationality.

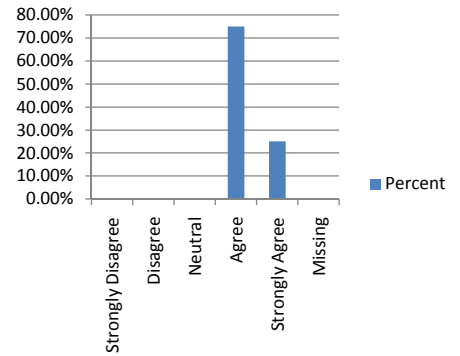
Reponses	Frequency	Percent
Strongly Disagree	0	0.00%
Disagree	0	0.00%
Neutral	1	12.50%
Agree	5	62.50%
Strongly Agree	2	25.00%
Agree + Strongly Agree	7	87.50%
Total Valid	8	100.00%
Missing	0	0.00%
Total	8	100.00%



**Graduation Survey
May 2009
AA Accounting**

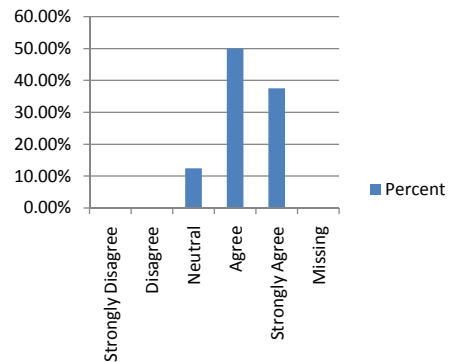
9. I believe that the educational goals I set for myself at RSU were met.

Reponses	Frequency	Percent
Strongly Disagree	0	0.00%
Disagree	0	0.00%
Neutral	0	0.00%
Agree	6	75.00%
Strongly Agree	2	25.00%
Agree + Strongly Agree	8	100.00%
Total Valid	8	100.00%
Missing	0	0.00%
Total	8	100.00%



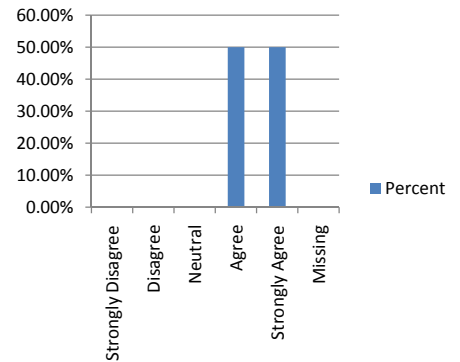
10. Overall, I am satisfied with the instruction I received at RSU.

Reponses	Frequency	Percent
Strongly Disagree	0	0.00%
Disagree	0	0.00%
Neutral	1	12.50%
Agree	4	50.00%
Strongly Agree	3	37.50%
Agree + Strongly Agree	7	87.50%
Total Valid	8	100.00%
Missing	0	0.00%
Total	8	100.00%



11. Faculty show a high degree of interest in student learning.

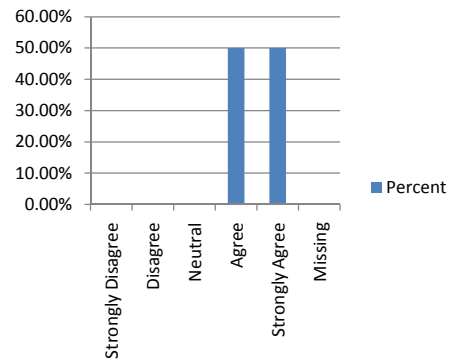
Reponses	Frequency	Percent
Strongly Disagree	0	0.00%
Disagree	0	0.00%
Neutral	0	0.00%
Agree	4	50.00%
Strongly Agree	4	50.00%
Agree + Strongly Agree	8	100.00%
Total Valid	8	100.00%
Missing	0	0.00%
Total	8	100.00%



**Graduation Survey
May 2009
AA Accounting**

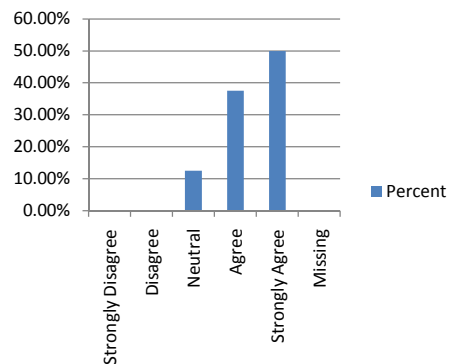
12. Faculty teaching general education courses were well prepared for the courses they taught.

Reponses	Frequency	Percent
Strongly Disagree	0	0.00%
Disagree	0	0.00%
Neutral	0	0.00%
Agree	4	50.00%
Strongly Agree	4	50.00%
Agree + Strongly Agree	8	100.00%
Total Valid	8	100.00%
Missing	0	0.00%
Total	8	100.00%



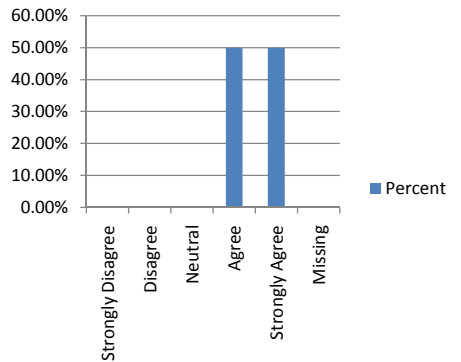
13. Faculty teaching courses in my major were well prepared for the courses they taught.

Reponses	Frequency	Percent
Strongly Disagree	0	0.00%
Disagree	0	0.00%
Neutral	1	12.50%
Agree	3	37.50%
Strongly Agree	4	50.00%
Agree + Strongly Agree	7	87.50%
Total Valid	8	100.00%
Missing	0	0.00%
Total	8	100.00%



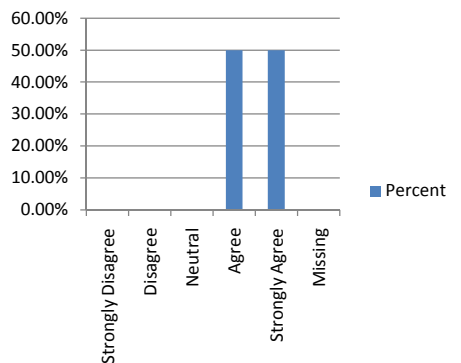
14. Faculty were available during their office hours.

Reponses	Frequency	Percent
Strongly Disagree	0	0.00%
Disagree	0	0.00%
Neutral	0	0.00%
Agree	4	50.00%
Strongly Agree	4	50.00%
Agree + Strongly Agree	8	100.00%
Total Valid	8	100.00%
Missing	0	0.00%
Total	8	100.00%



15. Faculty teaching general education courses demonstrated a concern for my progress.

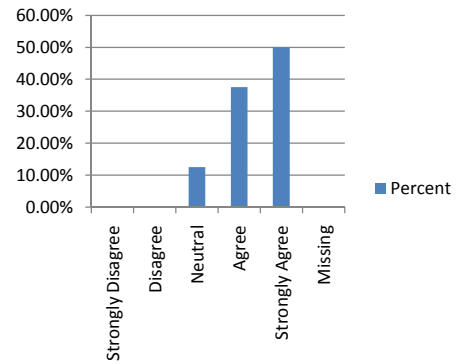
Reponses	Frequency	Percent
Strongly Disagree	0	0.00%
Disagree	0	0.00%
Neutral	0	0.00%
Agree	4	50.00%
Strongly Agree	4	50.00%
Agree + Strongly Agree	8	100.00%
Total Valid	8	100.00%
Missing	0	0.00%
Total	8	100.00%



**Graduation Survey
May 2009
AA Accounting**

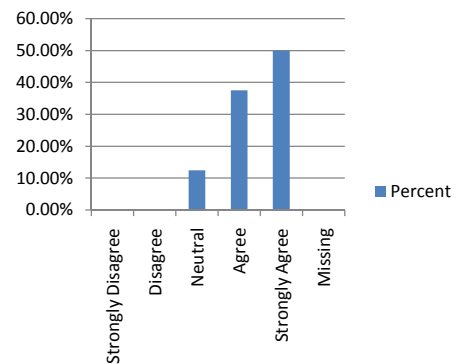
16. Faculty teaching courses in my major demonstrated a concern for my progress.

Reponses	Frequency	Percent
Strongly Disagree	0	0.00%
Disagree	0	0.00%
Neutral	1	12.50%
Agree	3	37.50%
Strongly Agree	4	50.00%
Agree + Strongly Agree	7	87.50%
Total Valid	8	100.00%
Missing	0	0.00%
Total	8	100.00%



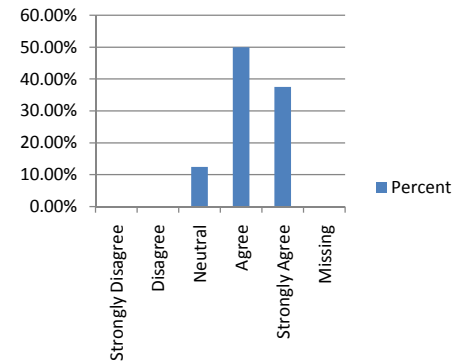
17. My faculty/academic advisor was available.

Reponses	Frequency	Percent
Strongly Disagree	0	0.00%
Disagree	0	0.00%
Neutral	1	12.50%
Agree	3	37.50%
Strongly Agree	4	50.00%
Agree + Strongly Agree	7	87.50%
Total Valid	8	100.00%
Missing	0	0.00%
Total	8	100.00%



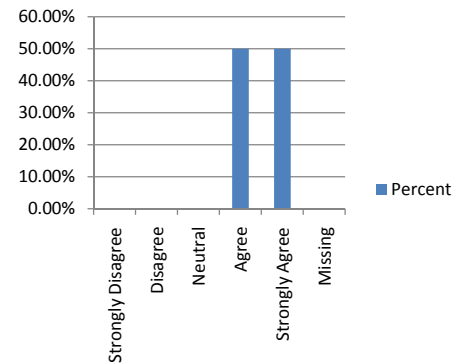
18. My faculty/academic advisor guided me toward my academic and career goals.

Reponses	Frequency	Percent
Strongly Disagree	0	0.00%
Disagree	0	0.00%
Neutral	1	12.50%
Agree	4	50.00%
Strongly Agree	3	37.50%
Agree + Strongly Agree	7	87.50%
Total Valid	8	100.00%
Missing	0	0.00%
Total	8	100.00%



19. Smaller course sizes (25 or fewer) increased my ability to learn.

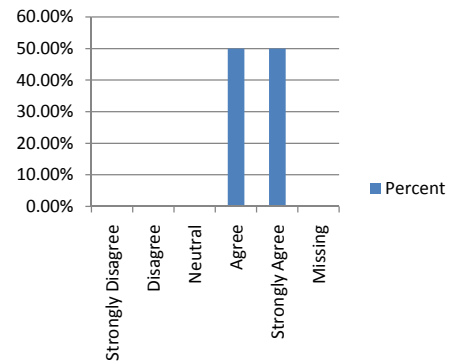
Reponses	Frequency	Percent
Strongly Disagree	0	0.00%
Disagree	0	0.00%
Neutral	0	0.00%
Agree	4	50.00%
Strongly Agree	4	50.00%
Agree + Strongly Agree	8	100.00%
Total Valid	8	100.00%
Missing	0	0.00%
Total	8	100.00%



**Graduation Survey
May 2009
AA Accounting**

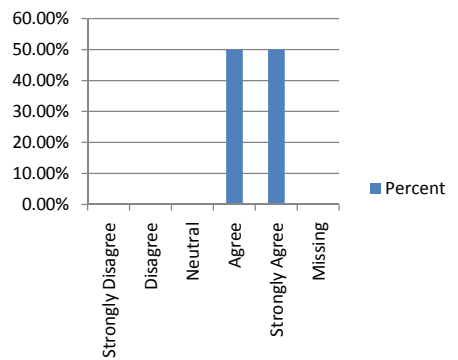
20. Courses were generally scheduled in a time frame that met my needs.

Reponses	Frequency	Percent
Strongly Disagree	0	0.00%
Disagree	0	0.00%
Neutral	0	0.00%
Agree	4	50.00%
Strongly Agree	4	50.00%
Agree + Strongly Agree	8	100.00%
Total Valid	8	100.00%
Missing	0	0.00%
Total	8	100.00%



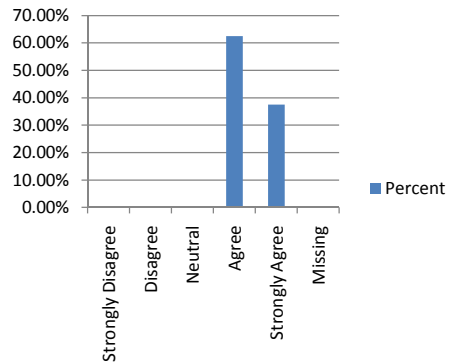
21. Grading and evaluation methods were fair and reflected my learning.

Reponses	Frequency	Percent
Strongly Disagree	0	0.00%
Disagree	0	0.00%
Neutral	0	0.00%
Agree	4	50.00%
Strongly Agree	4	50.00%
Agree + Strongly Agree	8	100.00%
Total Valid	8	100.00%
Missing	0	0.00%
Total	8	100.00%



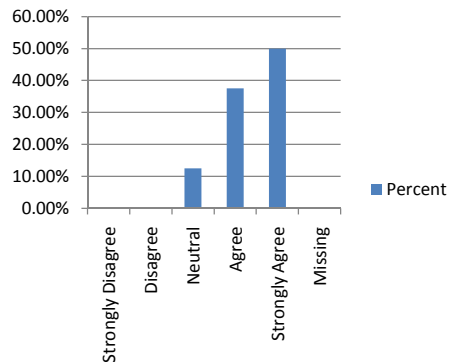
22. The course descriptions in the Bulletin adequately described the courses.

Reponses	Frequency	Percent
Strongly Disagree	0	0.00%
Disagree	0	0.00%
Neutral	0	0.00%
Agree	5	62.50%
Strongly Agree	3	37.50%
Agree + Strongly Agree	8	100.00%
Total Valid	8	100.00%
Missing	0	0.00%
Total	8	100.00%



23. Electronic course supplements were appropriate for the courses being taught.

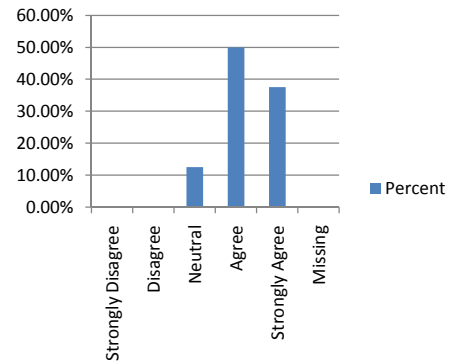
Reponses	Frequency	Percent
Strongly Disagree	0	0.00%
Disagree	0	0.00%
Neutral	1	12.50%
Agree	3	37.50%
Strongly Agree	4	50.00%
Agree + Strongly Agree	7	87.50%
Total Valid	8	100.00%
Missing	0	0.00%
Total	8	100.00%



**Graduation Survey
May 2009
AA Accounting**

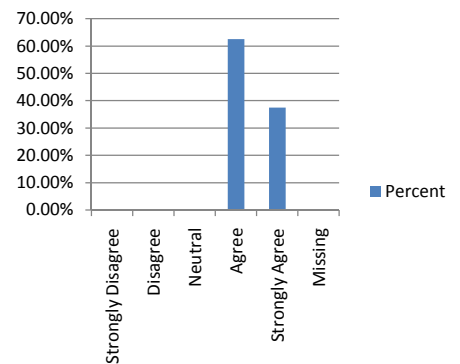
24. Considering what I now know, I would attend RSU again.

Reponses	Frequency	Percent
Strongly Disagree	0	0.00%
Disagree	0	0.00%
Neutral	1	12.50%
Agree	4	50.00%
Strongly Agree	3	37.50%
Agree + Strongly Agree	7	87.50%
Total Valid	8	100.00%
Missing	0	0.00%
Total	8	100.00%



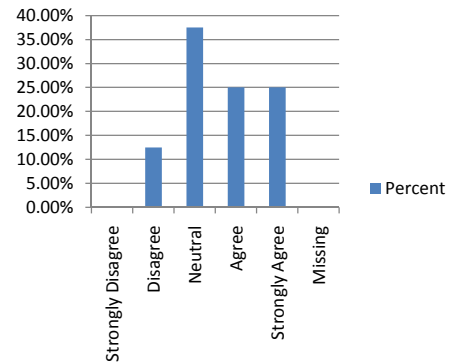
25. I would encourage my family and friends to attend RSU.

Reponses	Frequency	Percent
Strongly Disagree	0	0.00%
Disagree	0	0.00%
Neutral	0	0.00%
Agree	5	62.50%
Strongly Agree	3	37.50%
Agree + Strongly Agree	8	100.00%
Total Valid	8	100.00%
Missing	0	0.00%
Total	8	100.00%



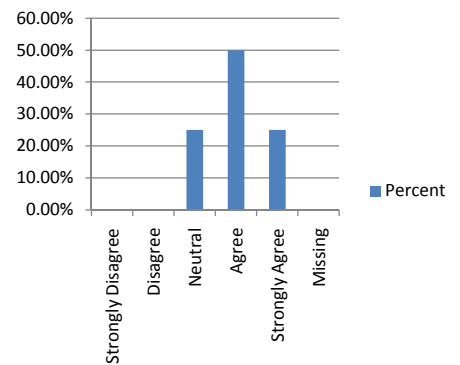
26. The Career Placement Service was helpful.

Reponses	Frequency	Percent
Strongly Disagree	0	0.00%
Disagree	1	12.50%
Neutral	3	37.50%
Agree	2	25.00%
Strongly Agree	2	25.00%
Agree + Strongly Agree	4	50.00%
Total Valid	8	100.00%
Missing	0	0.00%
Total	8	100.00%



27. Overall, my student life experiences at RSU were positive.

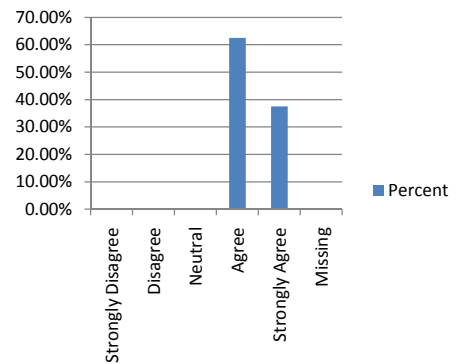
Reponses	Frequency	Percent
Strongly Disagree	0	0.00%
Disagree	0	0.00%
Neutral	2	25.00%
Agree	4	50.00%
Strongly Agree	2	25.00%
Agree + Strongly Agree	6	75.00%
Total Valid	8	100.00%
Missing	0	0.00%
Total	8	100.00%



**Graduation Survey
May 2009
AA Accounting**

28. Overall, I am satisfied with the entire educational experience at RSU.

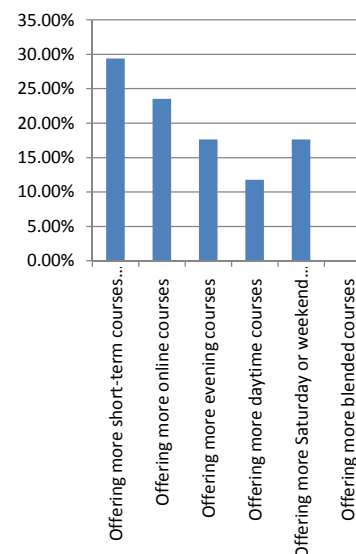
Reponses	Frequency	Percent
Strongly Disagree	0	0.00%
Disagree	0	0.00%
Neutral	0	0.00%
Agree	5	62.50%
Strongly Agree	3	37.50%
Agree + Strongly Agree	8	100.00%
Total Valid	8	100.00%
Missing	0	0.00%
Total	8	100.00%



**Graduation Survey
May 2009
AA Accounting**

29. RSU could improve the educational programs to better meet my needs by: (check all that apply)

Reponses	Frequency	Percent
Offering more short-term courses (example: 4 or 8 weeks)	5	29.41%
Offering more online courses	4	23.53%
Offering more evening courses	3	17.65%
Offering more daytime courses	2	11.76%
Offering more Saturday or weekend courses	3	17.65%
Offering more blended courses	0	0.00%
Get teaching programs	0	0.00%
Make sure the instructor is actually "teaching" the assigned subject.	0	0.00%
Offering nursing program that goes straight through to bsn.	0	0.00%
Improvement of science labs (facilities and equipment)	0	0.00%
Offering more majors	0	0.00%
Knowing that there is now an Elementary Education BA degree program on your campus. It is not even in the list below.	0	0.00%
Having a variety of teachers teaching the courses instead of just two for the major	0	0.00%
More medical/molecular classes	0	0.00%
Some classes have not been offered at all! i.e. Values and Ethics has not been offered for the past 2 years!!	0	0.00%
More than just one time slot available for courses	0	0.00%
I don't think assignments should be given out over break or a week before finals...it takes away from taking a chance to relax and/or study for finals!	0	0.00%
More upper division med/molecular classes	0	0.00%
Offering more of the junior and senior level courses every semester.	0	0.00%
Offer CJA classes more often	0	0.00%
Having a class offered year round especially in the biology department	0	0.00%
Offer more psychology courses in general. RSU needs to hire more faculty.	0	0.00%
Offering more two day classes (MW or TR)	0	0.00%
Offering courses applicable to nursing students on Wed-Fri in order to comply with their required clinical days.	0	0.00%
Photography courses during the day.	0	0.00%
Accept more CLEP tests. Advertise CLEP and advanced standing tests more.	0	0.00%
What about Elementary education for ?	0	0.00%
Offering more courses during the summer term for Criminal Justice students	0	0.00%
RSU needs better career placement & the academic advisors were not helpful.	0	0.00%
Better counseling as what classes to take, before taking another one.	0	0.00%
Changes in Internship policy	0	0.00%
Total	17	100.00%



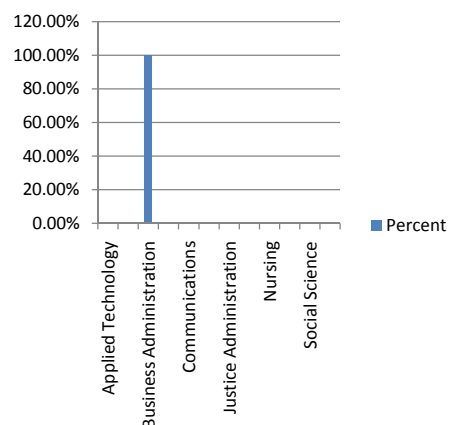
**Graduation Survey
May 2009
AA Accounting**

30. My major of study is: (Bachelor degree)

Reponses

Applied Technology
Biology
Business Administration
Business Information Technology
Communications
Community Counseling
Justice Administration
Liberal Arts
Nursing
Organizational Leadership
Social Science
Visual Arts
Total

Frequency	Percent
0	0.00%
0	0.00%
7	100.00%
0	0.00%
0	0.00%
0	0.00%
0	0.00%
0	0.00%
0	0.00%
0	0.00%
0	0.00%
0	0.00%
7	100.00%

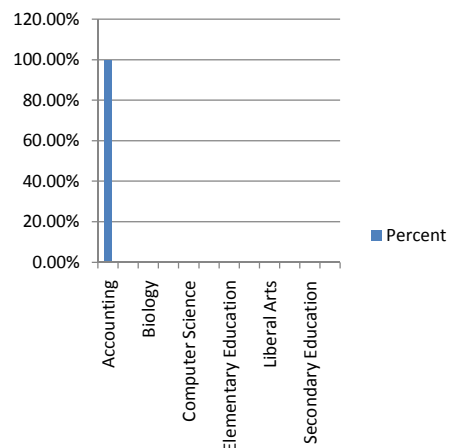


31. My major of study is: (Associate in Arts or Science)

Reponses

Accounting
Art
Biology
Business Administration
Computer Science
Criminal Justice Studies
Elementary Education
Legal Assisting
Liberal Arts
Physical Science
Secondary Education
Social Science
Total

Frequency	Percent
8	100.00%
0	0.00%
0	0.00%
0	0.00%
0	0.00%
0	0.00%
0	0.00%
0	0.00%
0	0.00%
0	0.00%
0	0.00%
0	0.00%
8	100.00%

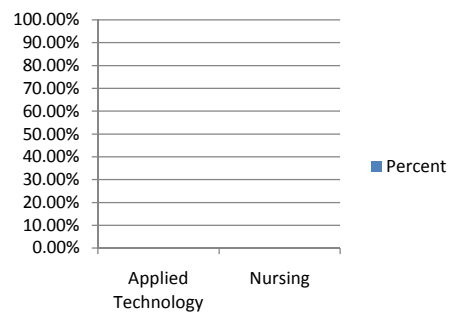


32. My major of study is: (Associate in Applied Science)

Reponses

Applied Technology
Nursing
Total

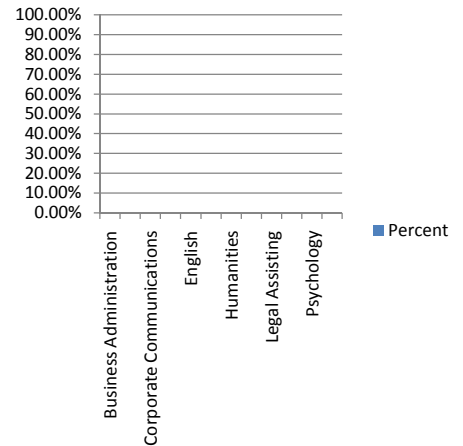
Frequency	Percent
0	0.00%
0	0.00%
0	0.00%



**Graduation Survey
May 2009
AA Accounting**

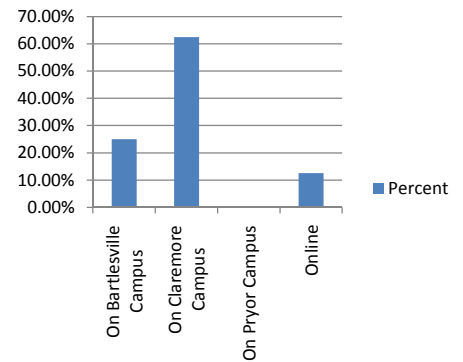
33. My minor is (applicable to bachelor's degree graduates only):

Reponses	Frequency	Percent
Business Administration	0	0.00%
Computer Science	0	0.00%
Corporate Communications	0	0.00%
Criminal Justice-COP	0	0.00%
English	0	0.00%
History	0	0.00%
Humanities	0	0.00%
Justice Administration	0	0.00%
Legal Assisting	0	0.00%
Political Science	0	0.00%
Psychology	0	0.00%
Sociology	0	0.00%
Total	0	0.00%



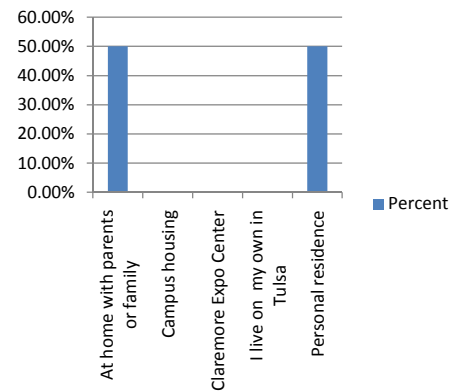
34. Most of my courses have been (Please mark one):

Reponses	Frequency	Percent
On Bartlesville Campus	2	25.00%
On Claremore Campus	5	62.50%
On Pryor Campus	0	0.00%
Online	1	12.50%
Total	8	100.00%



35. My residence during MOST of my education at RSU was:

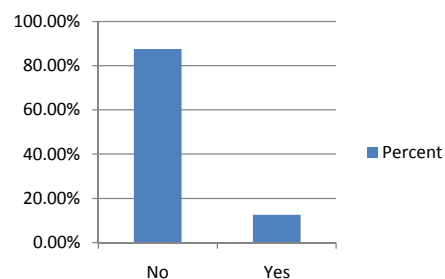
Reponses	Frequency	Percent
At home with parents or family	4	50.00%
Campus housing	0	0.00%
Claremore Expo Center	0	0.00%
I live on my own in Tulsa	0	0.00%
Personal residence	4	50.00%
Total	8	100.00%



**Graduation Survey
May 2009
AA Accounting**

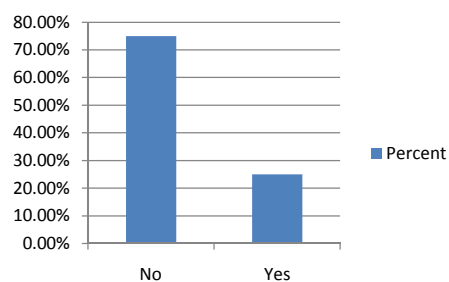
36. Are you the first person in your family to graduate with a Bachelor's degree?

Reponses	Frequency	Percent
No	7	87.50%
Yes	1	12.50%
Total	8	100.00%



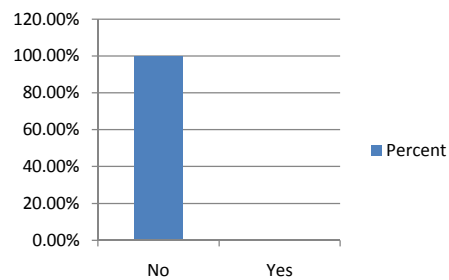
37. Are you the first person in your family to graduate with an Associate in Arts or Science degree?

Reponses	Frequency	Percent
No	6	75.00%
Yes	2	25.00%
Total	8	100.00%



38. Are you the first person in your family to graduate with an Associate in Applied Science degree?

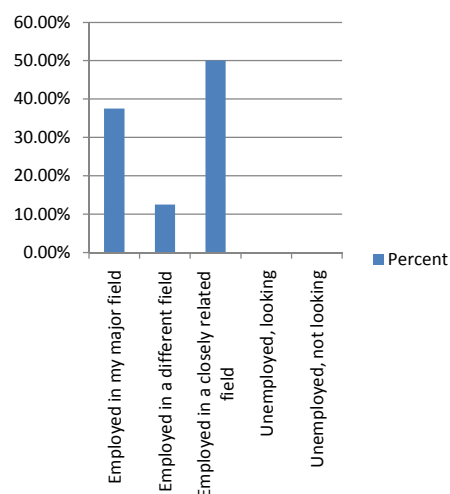
Reponses	Frequency	Percent
No	7	100.00%
Yes	0	0.00%
Total	7	100.00%



**Graduation Survey
May 2009
AA Accounting**

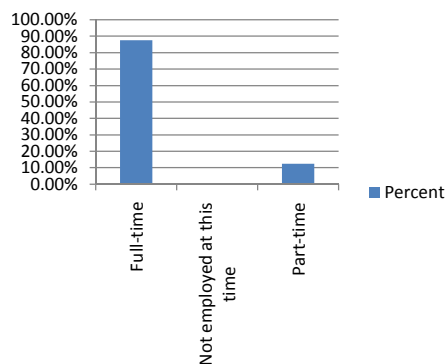
39. I am currently:

Reponses	Frequency	Percent
Employed in my major field	3	37.50%
Employed in a different field	1	12.50%
Employed in a closely related field	4	50.00%
Unemployed, looking	0	0.00%
Unemployed, not looking	0	0.00%
Rogers State University	0	0.00%
Cameron University	0	0.00%
University of Oklahoma	0	0.00%
NSU	0	0.00%
University of Oklahoma College of Pharmacy	0	0.00%
University of Tulsa	0	0.00%
Another Insitution	0	0.00%
At OSU and I am currently employed in my major field of study.	0	0.00%
Cameron University - Claremore Campus	0	0.00%
Florida Coastal Law School	0	0.00%
NOC	0	0.00%
Northeastern State University, Broken Arrow	0	0.00%
OSU-Tulsa	0	0.00%
Physical Therapy program	0	0.00%
TCC/OSU Tulsa	0	0.00%
Wichita State University	0	0.00%
Total	8	100.00%



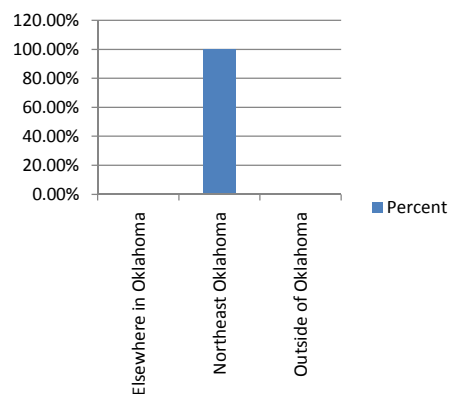
40. I am employed:

Reponses	Frequency	Percent
Full-time	7	87.50%
Not employed at this time	0	0.00%
Part-time	1	12.50%
Total	8	100.00%



41. I am employed in:

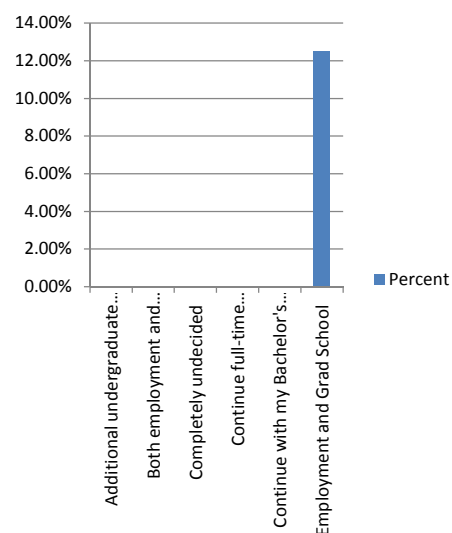
Reponses	Frequency	Percent
Elsewhere in Oklahoma	0	0.00%
Northeast Oklahoma	8	100.00%
Outside of Oklahoma	0	0.00%
Total	8	100.00%



Graduation Survey
May 2009
AA Accounting

42. My PRINCIPAL activity upon graduation MOST LIKELY will be:

Reponses	Frequency	Percent
Additional undergraduate coursework	0	0.00%
Both employment and graduate school part time	0	0.00%
Completely undecided	0	0.00%
Continue full-time employment, military, continue gra	0	0.00%
Continue with my Bachelor's elsewhere. Somewhere r	0	0.00%
Employment and Grad School	1	12.50%
Employment full-time while continuing my education ;	0	0.00%
Employment, full-time and continuing to get my bache	0	0.00%
Employment, full-time paid	6	75.00%
Employment, part-time paid	0	0.00%
Graduate or professional school, full-time	1	12.50%
Graduate or professional school, part-time	0	0.00%
I plan on working and continuing on with school	0	0.00%
Maternity leave and then employment full time	0	0.00%
Military Service	0	0.00%
Physical therapy assistant program; hopefully graduat	0	0.00%
Seek a different degree (Business is not good right now	0	0.00%
Starting or raising a family	0	0.00%
Total	8	100.00%



**Graduation Survey
May 2009
AA Accounting**

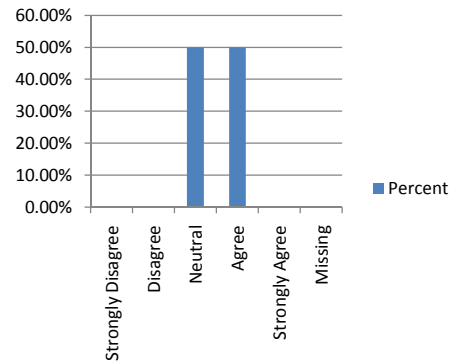
43. If you selected Graduate or Professional School in the previous question whether full or part-time, please list where and your major.

Responses	Frequency	Percent
Where = University of Oklahoma; Major = Law	0	0.00%
Where = Arkansas; Major = BIT	0	0.00%
Where = Bartlesville Small Animal Hospital ; Major = Biological Science Medical/Molecular	0	0.00%
Where = Jacksonville, Florida; Major = Law	0	0.00%
Where = Kansas State University ; Major = Communicatons	0	0.00%
Where = Law school; Major = Sociology	0	0.00%
Where = NOC; Major = Registered Nurse	0	0.00%
Where = NSU BA; Major = Accounting and Finance	1	50.00%
Where = NSU or RSU undecided on this ; Major = Community Counseling	0	0.00%
Where = NSU; Major = MBA	0	0.00%
Where = Oklahoma State University Health Sciences in Tulsa; Major = Forensic Science	0	0.00%
Where = Oklahoma University; Major = Nursing	0	0.00%
Where = OSU Medical School; Major = D.O. (Medicine)	0	0.00%
Where = OSU Tulsa; Major = Accounting	0	0.00%
Where = OSU Tulsa; Major = Business Admin	0	0.00%
Where = OSU Tulsa; Major = Community Counseling	0	0.00%
Where = OSU Tulsa; Major = MBA	1	50.00%
Where = OU Tulsa; Major = Human Relations	0	0.00%
Where = OU Tulsa; Major = Occupational Therapy	0	0.00%
Where = OU; Major = Pharmacy	0	0.00%
Where = Rogers State University; Major = Liberal Arts	0	0.00%
Where = RSU; Major = Bachelor's in Nursing	0	0.00%
Where = still looking; Major = MBA	0	0.00%
Where = TCC for PTA; OU Schusterman for Physical Therapy	0	0.00%
Where = Tulsa University; Major = Geology	0	0.00%
Where = University of Oklahoma College of Pharmacy; Major = PharmD	0	0.00%
Where = University of Oklahoma, Tulsa Campus; Major = Masters in Occupational Therapy	0	0.00%
Where = University of Oklahoma; Major = Pharmacy (Pharm. D.)	0	0.00%
Where = University of Oklahoma; Major = Physicians Assistant Program	0	0.00%
Where = University of Tulsa; Major = Biology	0	0.00%
Where = University of Tulsa; Major = English	0	0.00%
Where = unsure; Major = Theater	0	0.00%
Where = Wichita State University; Major = Psychology	0	0.00%
Total	2	100.00%

**Graduation Survey
May 2009
AA Art**

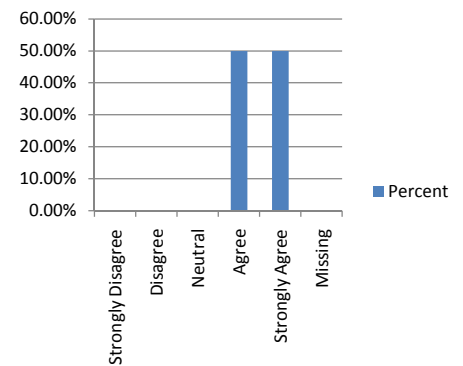
1. I received quality instruction in my general education courses.

Reponses	Frequency	Percent
Strongly Disagree	0	0.00%
Disagree	0	0.00%
Neutral	1	50.00%
Agree	1	50.00%
Strongly Agree	0	0.00%
Agree + Strongly Agree	1	50.00%
Total Valid	2	100.00%
Missing	0	0.00%
Total	2	100.00%



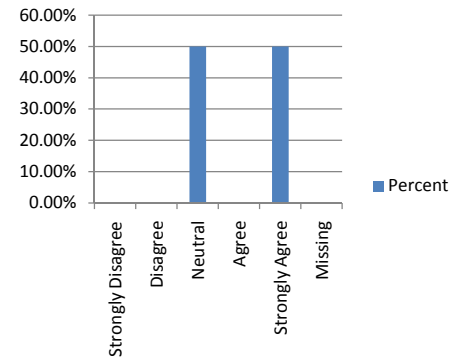
2. I received quality instruction in courses within my major.

Reponses	Frequency	Percent
Strongly Disagree	0	0.00%
Disagree	0	0.00%
Neutral	0	0.00%
Agree	1	50.00%
Strongly Agree	1	50.00%
Agree + Strongly Agree	2	100.00%
Total Valid	2	100.00%
Missing	0	0.00%
Total	2	100.00%



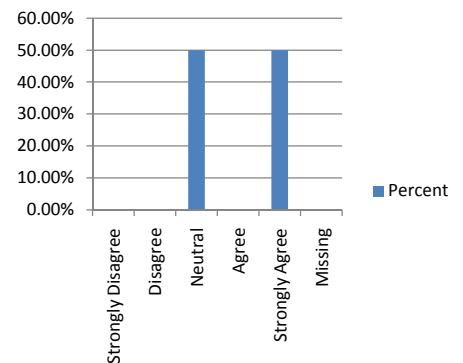
3. I am able to apply what I learned at RSU to my current experiences.

Reponses	Frequency	Percent
Strongly Disagree	0	0.00%
Disagree	0	0.00%
Neutral	1	50.00%
Agree	0	0.00%
Strongly Agree	1	50.00%
Agree + Strongly Agree	1	50.00%
Total Valid	2	100.00%
Missing	0	0.00%
Total	2	100.00%



4. I believe that RSU meets the educational needs of its students.

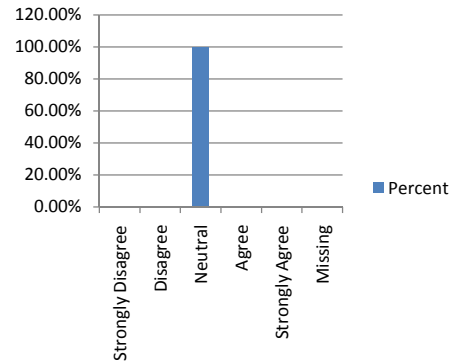
Reponses	Frequency	Percent
Strongly Disagree	0	0.00%
Disagree	0	0.00%
Neutral	1	50.00%
Agree	0	0.00%
Strongly Agree	1	50.00%
Agree + Strongly Agree	1	50.00%
Total Valid	2	100.00%
Missing	0	0.00%
Total	2	100.00%



**Graduation Survey
May 2009
AA Art**

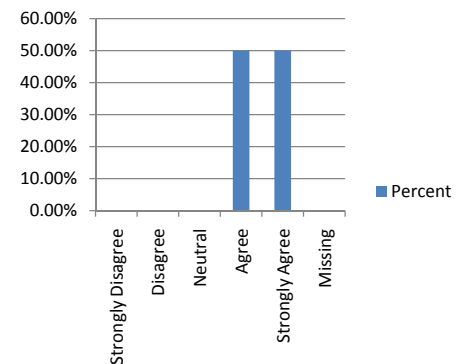
5. I believe RSU serves the educational needs of NE Oklahoma.

Reponses	Frequency	Percent
Strongly Disagree	0	0.00%
Disagree	0	0.00%
Neutral	2	100.00%
Agree	0	0.00%
Strongly Agree	0	0.00%
Agree + Strongly Agree	0	0.00%
Total Valid	2	100.00%
Missing	0	0.00%
Total	2	100.00%



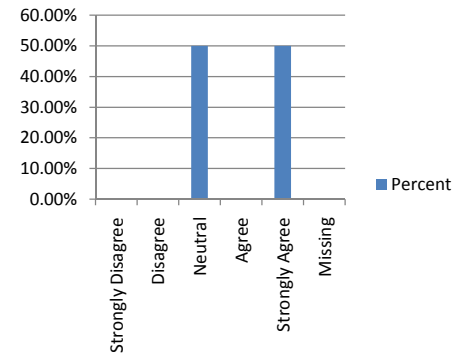
6. I believe I am competent in written and oral communication, scientific reasoning, and critical thinking.

Reponses	Frequency	Percent
Strongly Disagree	0	0.00%
Disagree	0	0.00%
Neutral	0	0.00%
Agree	1	50.00%
Strongly Agree	1	50.00%
Agree + Strongly Agree	2	100.00%
Total Valid	2	100.00%
Missing	0	0.00%
Total	2	100.00%



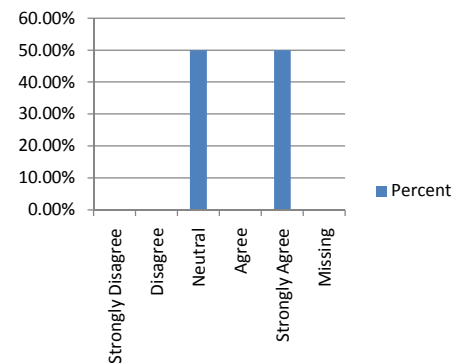
7. I believe that since attending RSU I can make better life and career decisions.

Reponses	Frequency	Percent
Strongly Disagree	0	0.00%
Disagree	0	0.00%
Neutral	1	50.00%
Agree	0	0.00%
Strongly Agree	1	50.00%
Agree + Strongly Agree	1	50.00%
Total Valid	2	100.00%
Missing	0	0.00%
Total	2	100.00%



8. I believe that I have a greater appreciation of diversity in terms of race, class, ethnicity, gender, religion, and/or nationality.

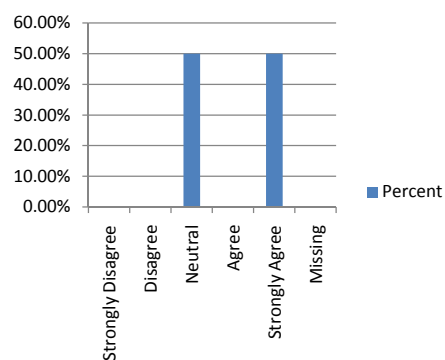
Reponses	Frequency	Percent
Strongly Disagree	0	0.00%
Disagree	0	0.00%
Neutral	1	50.00%
Agree	0	0.00%
Strongly Agree	1	50.00%
Agree + Strongly Agree	1	50.00%
Total Valid	2	100.00%
Missing	0	0.00%
Total	2	100.00%



**Graduation Survey
May 2009
AA Art**

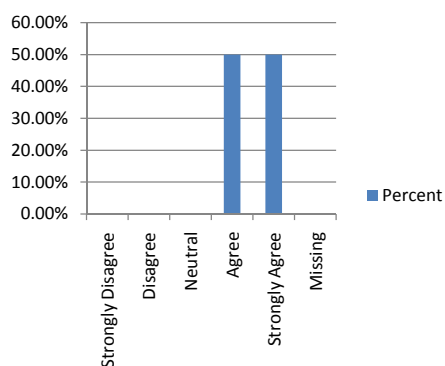
9. I believe that the educational goals I set for myself at RSU were met.

Reponses	Frequency	Percent
Strongly Disagree	0	0.00%
Disagree	0	0.00%
Neutral	1	50.00%
Agree	0	0.00%
Strongly Agree	1	50.00%
Agree + Strongly Agree	1	50.00%
Total Valid	2	100.00%
Missing	0	0.00%
Total	2	100.00%



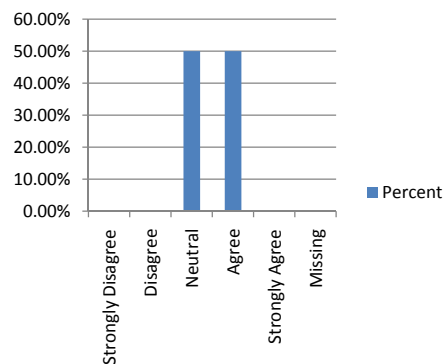
10. Overall, I am satisfied with the instruction I received at RSU.

Reponses	Frequency	Percent
Strongly Disagree	0	0.00%
Disagree	0	0.00%
Neutral	0	0.00%
Agree	1	50.00%
Strongly Agree	1	50.00%
Agree + Strongly Agree	2	100.00%
Total Valid	2	100.00%
Missing	0	0.00%
Total	2	100.00%



11. Faculty show a high degree of interest in student learning.

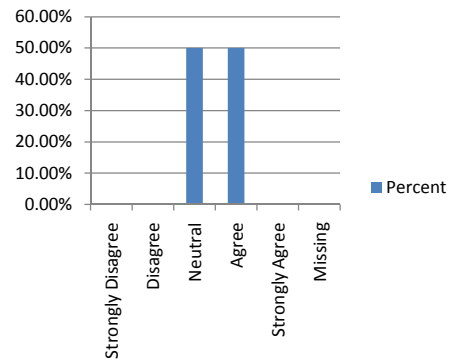
Reponses	Frequency	Percent
Strongly Disagree	0	0.00%
Disagree	0	0.00%
Neutral	1	50.00%
Agree	1	50.00%
Strongly Agree	0	0.00%
Agree + Strongly Agree	1	50.00%
Total Valid	2	100.00%
Missing	0	0.00%
Total	2	100.00%



**Graduation Survey
May 2009
AA Art**

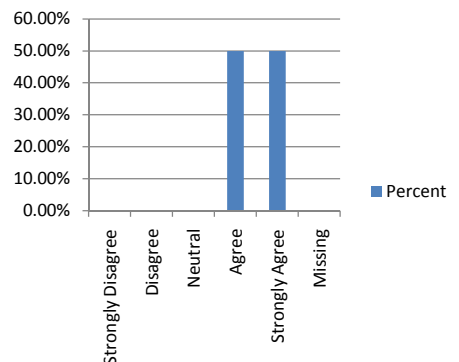
12. Faculty teaching general education courses were well prepared for the courses they taught.

Reponses	Frequency	Percent
Strongly Disagree	0	0.00%
Disagree	0	0.00%
Neutral	1	50.00%
Agree	1	50.00%
Strongly Agree	0	0.00%
Agree + Strongly Agree	1	50.00%
Total Valid	2	100.00%
Missing	0	0.00%
Total	2	100.00%



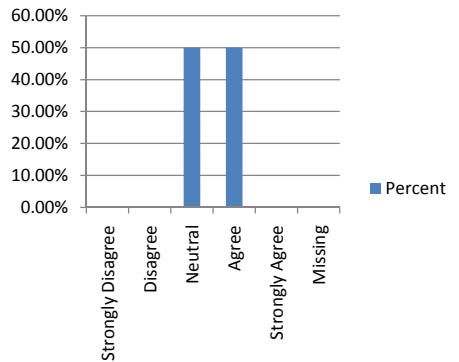
13. Faculty teaching courses in my major were well prepared for the courses they taught.

Reponses	Frequency	Percent
Strongly Disagree	0	0.00%
Disagree	0	0.00%
Neutral	0	0.00%
Agree	1	50.00%
Strongly Agree	1	50.00%
Agree + Strongly Agree	2	100.00%
Total Valid	2	100.00%
Missing	0	0.00%
Total	2	100.00%



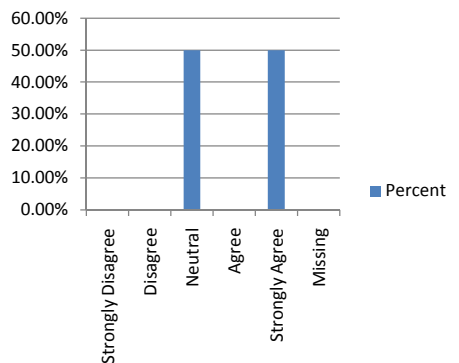
14. Faculty were available during their office hours.

Reponses	Frequency	Percent
Strongly Disagree	0	0.00%
Disagree	0	0.00%
Neutral	1	50.00%
Agree	1	50.00%
Strongly Agree	0	0.00%
Agree + Strongly Agree	1	50.00%
Total Valid	2	100.00%
Missing	0	0.00%
Total	2	100.00%



15. Faculty teaching general education courses demonstrated a concern for my progress.

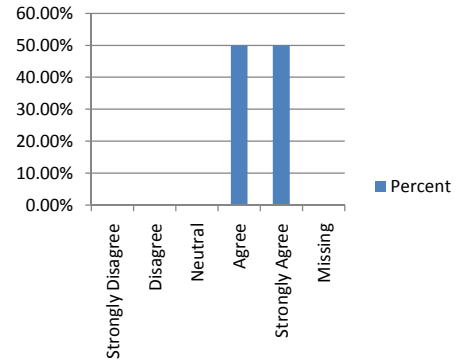
Reponses	Frequency	Percent
Strongly Disagree	0	0.00%
Disagree	0	0.00%
Neutral	1	50.00%
Agree	0	0.00%
Strongly Agree	1	50.00%
Agree + Strongly Agree	1	50.00%
Total Valid	2	100.00%
Missing	0	0.00%
Total	2	100.00%



**Graduation Survey
May 2009
AA Art**

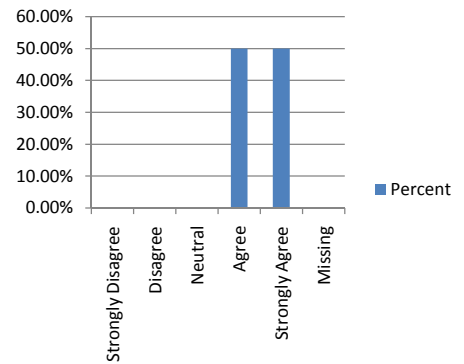
16. Faculty teaching courses in my major demonstrated a concern for my progress.

Reponses	Frequency	Percent
Strongly Disagree	0	0.00%
Disagree	0	0.00%
Neutral	0	0.00%
Agree	1	50.00%
Strongly Agree	1	50.00%
Agree + Strongly Agree	2	100.00%
Total Valid	2	100.00%
Missing	0	0.00%
Total	2	100.00%



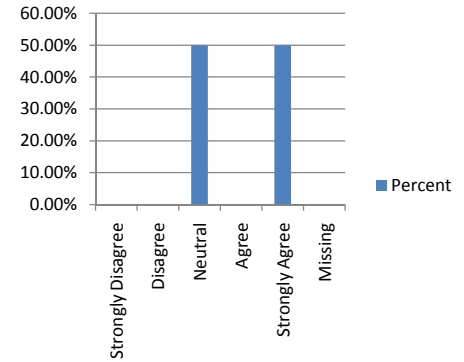
17. My faculty/academic advisor was available.

Reponses	Frequency	Percent
Strongly Disagree	0	0.00%
Disagree	0	0.00%
Neutral	0	0.00%
Agree	1	50.00%
Strongly Agree	1	50.00%
Agree + Strongly Agree	2	100.00%
Total Valid	2	100.00%
Missing	0	0.00%
Total	2	100.00%



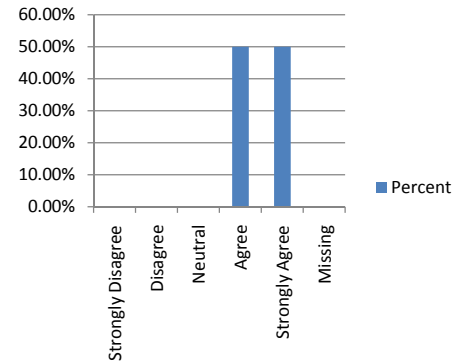
18. My faculty/academic advisor guided me toward my academic and career goals.

Reponses	Frequency	Percent
Strongly Disagree	0	0.00%
Disagree	0	0.00%
Neutral	1	50.00%
Agree	0	0.00%
Strongly Agree	1	50.00%
Agree + Strongly Agree	1	50.00%
Total Valid	2	100.00%
Missing	0	0.00%
Total	2	100.00%



19. Smaller course sizes (25 or fewer) increased my ability to learn.

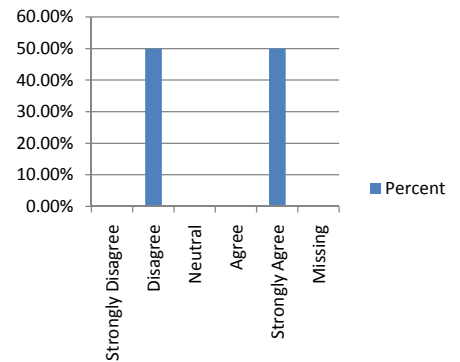
Reponses	Frequency	Percent
Strongly Disagree	0	0.00%
Disagree	0	0.00%
Neutral	0	0.00%
Agree	1	50.00%
Strongly Agree	1	50.00%
Agree + Strongly Agree	2	100.00%
Total Valid	2	100.00%
Missing	0	0.00%
Total	2	100.00%



**Graduation Survey
May 2009
AA Art**

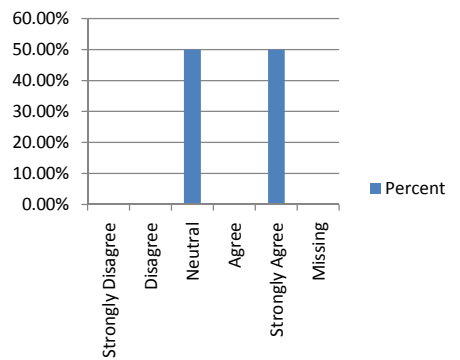
20. Courses were generally scheduled in a time frame that met my needs.

Reponses	Frequency	Percent
Strongly Disagree	0	0.00%
Disagree	1	50.00%
Neutral	0	0.00%
Agree	0	0.00%
Strongly Agree	1	50.00%
Agree + Strongly Agree	1	50.00%
Total Valid	2	100.00%
Missing	0	0.00%
Total	2	100.00%



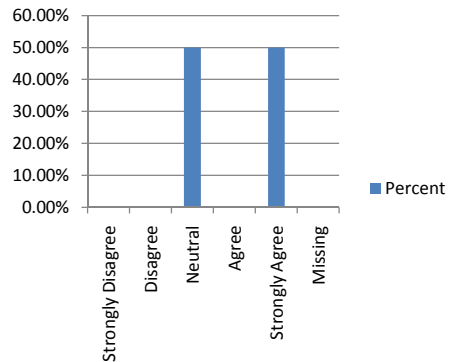
21. Grading and evaluation methods were fair and reflected my learning.

Reponses	Frequency	Percent
Strongly Disagree	0	0.00%
Disagree	0	0.00%
Neutral	1	50.00%
Agree	0	0.00%
Strongly Agree	1	50.00%
Agree + Strongly Agree	1	50.00%
Total Valid	2	100.00%
Missing	0	0.00%
Total	2	100.00%



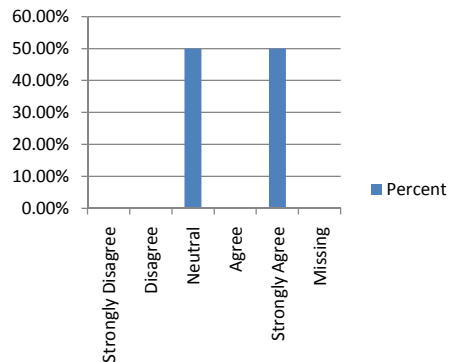
22. The course descriptions in the Bulletin adequately described the courses.

Reponses	Frequency	Percent
Strongly Disagree	0	0.00%
Disagree	0	0.00%
Neutral	1	50.00%
Agree	0	0.00%
Strongly Agree	1	50.00%
Agree + Strongly Agree	1	50.00%
Total Valid	2	100.00%
Missing	0	0.00%
Total	2	100.00%



23. Electronic course supplements were appropriate for the courses being taught.

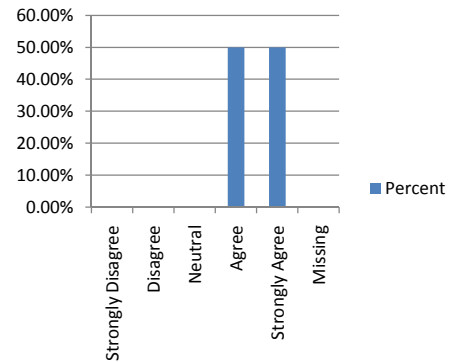
Reponses	Frequency	Percent
Strongly Disagree	0	0.00%
Disagree	0	0.00%
Neutral	1	50.00%
Agree	0	0.00%
Strongly Agree	1	50.00%
Agree + Strongly Agree	1	50.00%
Total Valid	2	100.00%
Missing	0	0.00%
Total	2	100.00%



**Graduation Survey
May 2009
AA Art**

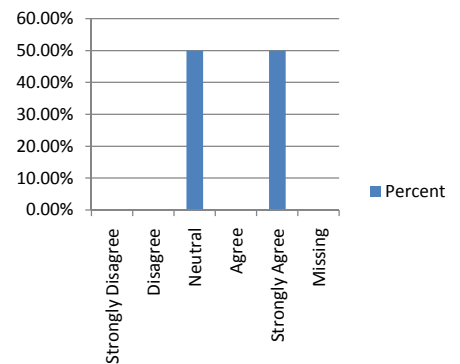
24. Considering what I now know, I would attend RSU again.

Reponses	Frequency	Percent
Strongly Disagree	0	0.00%
Disagree	0	0.00%
Neutral	0	0.00%
Agree	1	50.00%
Strongly Agree	1	50.00%
Agree + Strongly Agree	2	100.00%
Total Valid	2	100.00%
Missing	0	0.00%
Total	2	100.00%



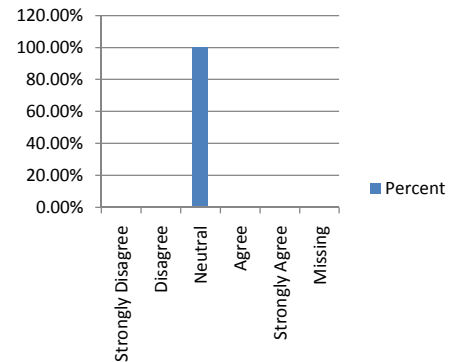
25. I would encourage my family and friends to attend RSU.

Reponses	Frequency	Percent
Strongly Disagree	0	0.00%
Disagree	0	0.00%
Neutral	1	50.00%
Agree	0	0.00%
Strongly Agree	1	50.00%
Agree + Strongly Agree	1	50.00%
Total Valid	2	100.00%
Missing	0	0.00%
Total	2	100.00%



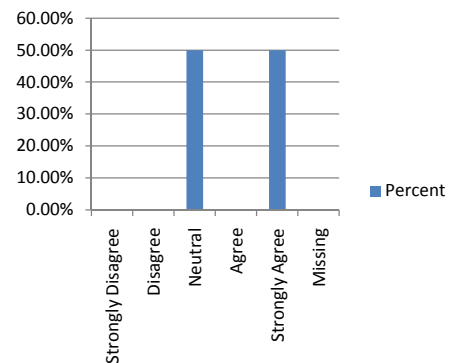
26. The Career Placement Service was helpful.

Reponses	Frequency	Percent
Strongly Disagree	0	0.00%
Disagree	0	0.00%
Neutral	2	100.00%
Agree	0	0.00%
Strongly Agree	0	0.00%
Agree + Strongly Agree	0	0.00%
Total Valid	2	100.00%
Missing	0	0.00%
Total	2	100.00%



27. Overall, my student life experiences at RSU were positive.

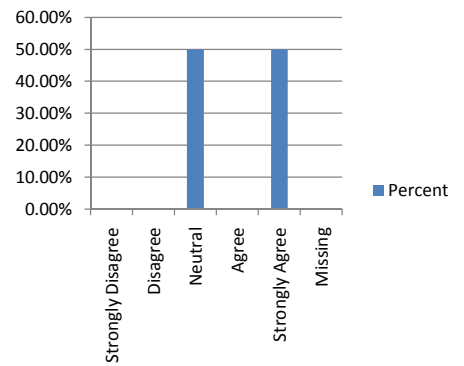
Reponses	Frequency	Percent
Strongly Disagree	0	0.00%
Disagree	0	0.00%
Neutral	1	50.00%
Agree	0	0.00%
Strongly Agree	1	50.00%
Agree + Strongly Agree	1	50.00%
Total Valid	2	100.00%
Missing	0	0.00%
Total	2	100.00%



Graduation Survey
May 2009
AA Art

28. Overall, I am satisfied with the entire educational experience at RSU.

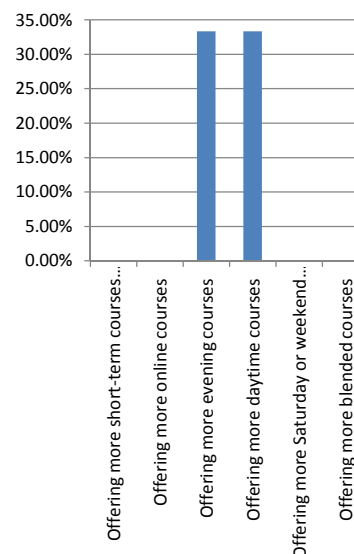
Reponses	Frequency	Percent
Strongly Disagree	0	0.00%
Disagree	0	0.00%
Neutral	1	50.00%
Agree	0	0.00%
Strongly Agree	1	50.00%
Agree + Strongly Agree	1	50.00%
Total Valid	2	100.00%
Missing	0	0.00%
Total	2	100.00%



**Graduation Survey
May 2009
AA Art**

29. RSU could improve the educational programs to better meet my needs by: (check all that apply)

Reponses	Frequency	Percent
Offering more short-term courses (example: 4 or 8 weeks)	0	0.00%
Offering more online courses	0	0.00%
Offering more evening courses	1	33.33%
Offering more daytime courses	1	33.33%
Offering more Saturday or weekend courses	0	0.00%
Offering more blended courses	0	0.00%
Get teaching programs	0	0.00%
Make sure the instructor is actually "teaching" the assigned subject.	0	0.00%
Offering nursing program that goes straight through to bsn.	0	0.00%
Improvement of science labs (facilities and equipment)	0	0.00%
Offering more majors	0	0.00%
Knowing that there is now an Elementary Education BA degree program on your campus. It is not even in the list below.	0	0.00%
Having a variety of teachers teaching the courses instead of just two for the major	0	0.00%
More medical/molecular classes	0	0.00%
Some classes have not been offered at all! i.e. Values and Ethics has not been offered for the past 2 years!!	0	0.00%
More than just one time slot available for courses	0	0.00%
I don't think assignments should be given out over break or a week before finals...it takes away from taking a chance to relax and/or study for finals!	0	0.00%
More upper division med/molecular classes	0	0.00%
Offering more of the junior and senior level courses every semester.	0	0.00%
Offer CJA classes more often	0	0.00%
Having a class offered year round especially in the biology department	0	0.00%
Offer more psychology courses in general. RSU needs to hire more faculty.	0	0.00%
Offering more two day classes (MW or TR)	0	0.00%
Offering courses applicable to nursing students on Wed-Fri in order to comply with their required clinical days.	0	0.00%
Photography courses during the day.	1	33.33%
Accept more CLEP tests. Advertise CLEP and advanced standing tests more.	0	0.00%
What about Elementary education for ?	0	0.00%
Offering more courses during the summer term for Criminal Justice students	0	0.00%
RSU needs better career placement & the academic advisors were not helpful.	0	0.00%
Better counseling as what classes to take, before taking another one.	0	0.00%
Changes in Internship policy	0	0.00%
Total	3	100.00%



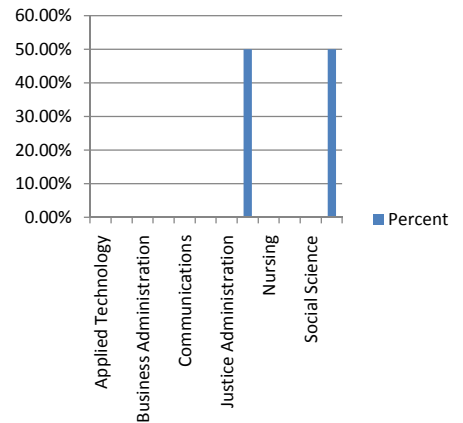
**Graduation Survey
May 2009
AA Art**

30. My major of study is: (Bachelor degree)

Reponses

Applied Technology
Biology
Business Administration
Business Information Technology
Communications
Community Counseling
Justice Administration
Liberal Arts
Nursing
Organizational Leadership
Social Science
Visual Arts
Total

Frequency	Percent
0	0.00%
0	0.00%
0	0.00%
0	0.00%
0	0.00%
0	0.00%
0	0.00%
1	50.00%
0	0.00%
0	0.00%
0	0.00%
1	50.00%
2	100.00%

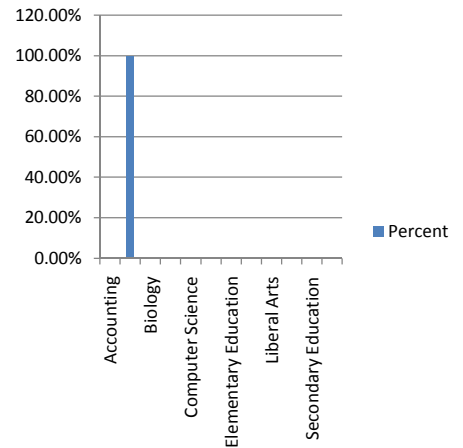


31. My major of study is: (Associate in Arts or Science)

Reponses

Accounting
Art
Biology
Business Administration
Computer Science
Criminal Justice Studies
Elementary Education
Legal Assisting
Liberal Arts
Physical Science
Secondary Education
Social Science
Total

Frequency	Percent
0	0.00%
2	100.00%
0	0.00%
0	0.00%
0	0.00%
0	0.00%
0	0.00%
0	0.00%
0	0.00%
0	0.00%
0	0.00%
0	0.00%
2	100.00%

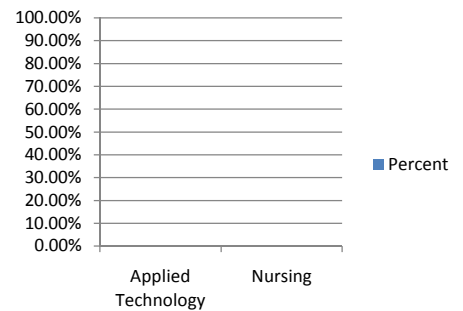


32. My major of study is: (Associate in Applied Science)

Reponses

Applied Technology
Nursing
Total

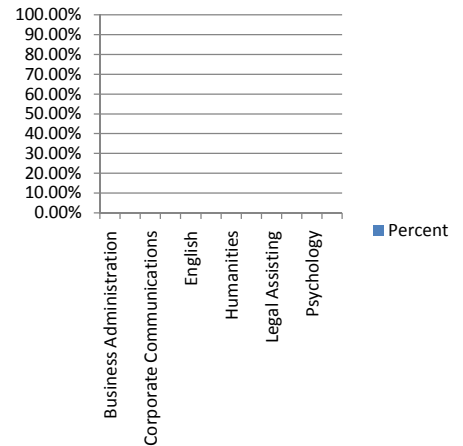
Frequency	Percent
0	0.00%
0	0.00%
0	0.00%



**Graduation Survey
May 2009
AA Art**

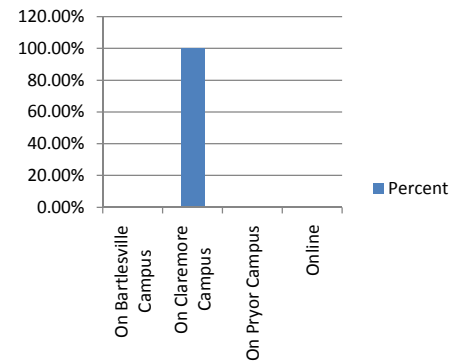
33. My minor is (applicable to bachelor's degree graduates only):

Reponses	Frequency	Percent
Business Administration	0	0.00%
Computer Science	0	0.00%
Corporate Communications	0	0.00%
Criminal Justice-COP	0	0.00%
English	0	0.00%
History	0	0.00%
Humanities	0	0.00%
Justice Administration	0	0.00%
Legal Assisting	0	0.00%
Political Science	0	0.00%
Psychology	0	0.00%
Sociology	0	0.00%
Total	0	0.00%



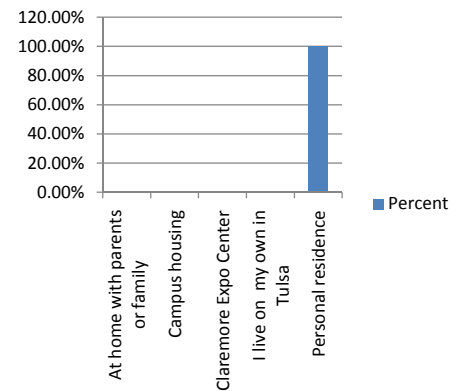
34. Most of my courses have been (Please mark one):

Reponses	Frequency	Percent
On Bartlesville Campus	0	0.00%
On Claremore Campus	2	100.00%
On Pryor Campus	0	0.00%
Online	0	0.00%
Total	2	100.00%



35. My residence during MOST of my education at RSU was:

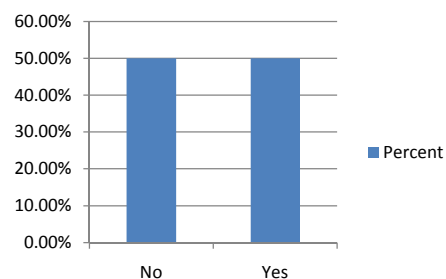
Reponses	Frequency	Percent
At home with parents or family	0	0.00%
Campus housing	0	0.00%
Claremore Expo Center	0	0.00%
I live on my own in Tulsa	0	0.00%
Personal residence	2	100.00%
Total	2	100.00%



**Graduation Survey
May 2009
AA Art**

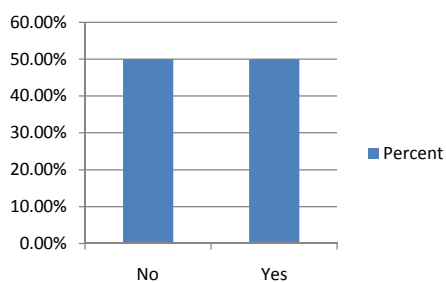
36. Are you the first person in your family to graduate with a Bachelor's degree?

Reponses	Frequency	Percent
No	1	50.00%
Yes	1	50.00%
Total	2	100.00%



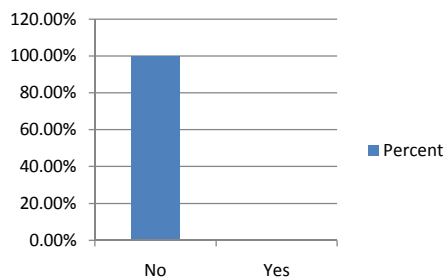
37. Are you the first person in your family to graduate with an Associate in Arts or Science degree?

Reponses	Frequency	Percent
No	1	50.00%
Yes	1	50.00%
Total	2	100.00%



38. Are you the first person in your family to graduate with an Associate in Applied Science degree?

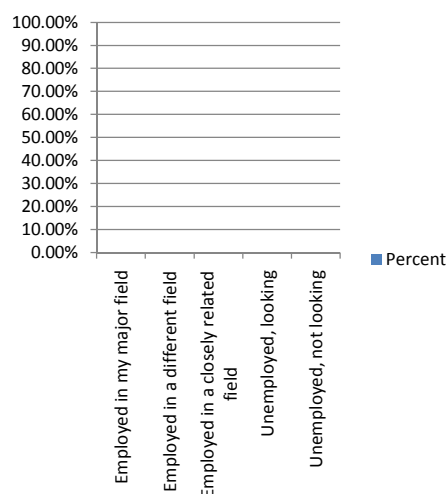
Reponses	Frequency	Percent
No	2	100.00%
Yes	0	0.00%
Total	2	100.00%



**Graduation Survey
May 2009
AA Art**

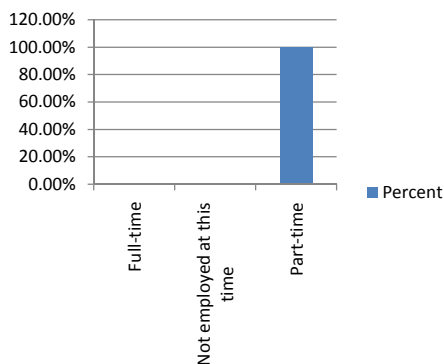
39. I am currently:

Reponses	Frequency	Percent
Employed in my major field	0	0.00%
Employed in a different field	0	0.00%
Employed in a closely related field	0	0.00%
Unemployed, looking	0	0.00%
Unemployed, not looking	0	0.00%
Rogers State University	1	50.00%
Cameron University	0	0.00%
University of Oklahoma	0	0.00%
NSU	0	0.00%
University of Oklahoma College of Pharmacy	0	0.00%
University of Tulsa	0	0.00%
Another Insitution	0	0.00%
At OSU and I am currently employed in my major field of study.	0	0.00%
Cameron University - Claremore Campus	0	0.00%
Florida Coastal Law School	0	0.00%
NOC	0	0.00%
Northeastern State University, Broken Arrow	0	0.00%
OSU-Tulsa	1	50.00%
Physical Therapy program	0	0.00%
TCC/OSU Tulsa	0	0.00%
Wichita State University	0	0.00%
Total	2	100.00%



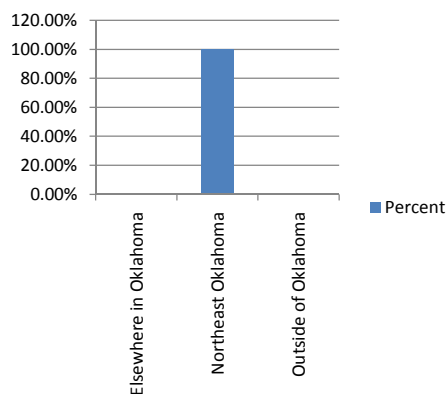
40. I am employed:

Reponses	Frequency	Percent
Full-time	0	0.00%
Not employed at this time	0	0.00%
Part-time	2	100.00%
Total	2	100.00%



41. I am employed in:

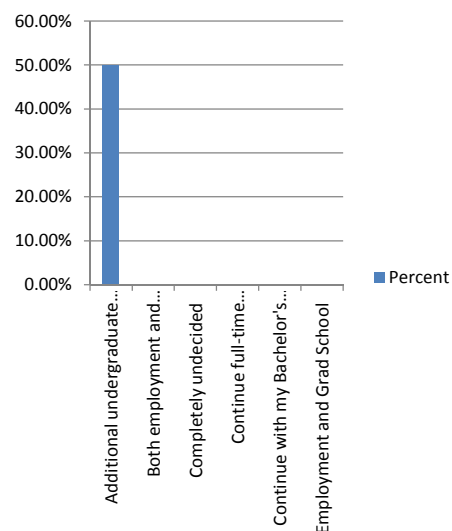
Reponses	Frequency	Percent
Elsewhere in Oklahoma	0	0.00%
Northeast Oklahoma	2	100.00%
Outside of Oklahoma	0	0.00%
Total	2	100.00%



Graduation Survey
May 2009
AA Art

42. My PRINCIPAL activity upon graduation MOST LIKELY will be:

Reponses	Frequency	Percent
Additional undergraduate coursework	1	50.00%
Both employment and graduate school part time	0	0.00%
Completely undecided	0	0.00%
Continue full-time employment, military, continue gra	0	0.00%
Continue with my Bachelor's elsewhere. Somewhere r	0	0.00%
Employment and Grad School	0	0.00%
Employment full-time while continuing my education ;	0	0.00%
Employment, full-time and continuing to get my bache	0	0.00%
Employment, full-time paid	0	0.00%
Employment, part-time paid	0	0.00%
Graduate or professional school, full-time	1	50.00%
Graduate or professional school, part-time	0	0.00%
I plan on working and continuing on with school	0	0.00%
Maternity leave and then employment full time	0	0.00%
Military Service	0	0.00%
Physical therapy assistant program; hopefully graduat	0	0.00%
Seek a different degree (Business is not good right nov	0	0.00%
Starting or raising a family	0	0.00%
Total	2	100.00%



Graduation Survey
May 2009
AA Art

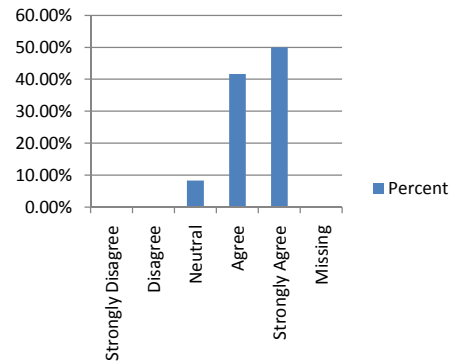
43. If you selected Graduate or Professional School in the previous question whether full or part-time, please list where and your major.

Responses	Frequency	Percent
Where = University of Oklahoma; Major = Law	0	0.00%
Where = Arkansas; Major = BIT	0	0.00%
Where = Bartlesville Small Animal Hospital ; Major = Biological Science Medical/Molecular	0	0.00%
Where = Jacksonville, Florida; Major = Law	0	0.00%
Where = Kansas State University ; Major = Communicatons	0	0.00%
Where = Law school; Major = Sociology	0	0.00%
Where = NOC; Major = Registered Nurse	0	0.00%
Where = NSU BA; Major = Accounting and Finance	0	0.00%
Where = NSU or RSU undecided on this ; Major = Community Counseling	0	0.00%
Where = NSU; Major = MBA	0	0.00%
Where = Oklahoma State University Health Sciences in Tulsa; Major = Forensic Science	0	0.00%
Where = Oklahoma University; Major = Nursing	0	0.00%
Where = OSU Medical School; Major = D.O. (Medicine)	0	0.00%
Where = OSU Tulsa; Major = Accounting	0	0.00%
Where = OSU Tulsa; Major = Business Admin	0	0.00%
Where = OSU Tulsa; Major = Community Counseling	1	100.00%
Where = OSU Tulsa; Major = MBA	0	0.00%
Where = OU Tulsa; Major = Human Relations	0	0.00%
Where = OU Tulsa; Major = Occupational Therapy	0	0.00%
Where = OU; Major = Pharmacy	0	0.00%
Where = Rogers State University; Major = Liberal Arts	0	0.00%
Where = RSU; Major = Bachelor's in Nursing	0	0.00%
Where = still looking; Major = MBA	0	0.00%
Where = TCC for PTA; OU Schusterman for Physical Therapy	0	0.00%
Where = Tulsa University; Major = Geology	0	0.00%
Where = University of Oklahoma College of Pharmacy; Major = PharmD	0	0.00%
Where = University of Oklahoma, Tulsa Campus; Major = Masters in Occupational Therapy	0	0.00%
Where = University of Oklahoma; Major = Pharmacy (Pharm. D.)	0	0.00%
Where = University of Oklahoma; Major = Physicians Assistant Program	0	0.00%
Where = University of Tulsa; Major = Biology	0	0.00%
Where = University of Tulsa; Major = English	0	0.00%
Where = unsure; Major = Theater	0	0.00%
Where = Wichita State University; Major = Psychology	0	0.00%
Total	1	100.00%

**Graduation Survey
May 2009
AA Business Administration**

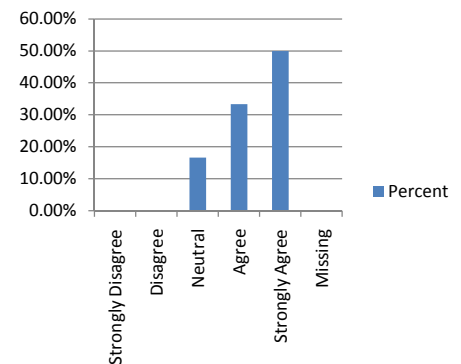
1. I received quality instruction in my general education courses.

Reponses	Frequency	Percent
Strongly Disagree	0	0.00%
Disagree	0	0.00%
Neutral	1	8.33%
Agree	5	41.67%
Strongly Agree	6	50.00%
Agree + Strongly Agree	11	91.67%
Total Valid	12	100.00%
Missing	0	0.00%
Total	12	100.00%



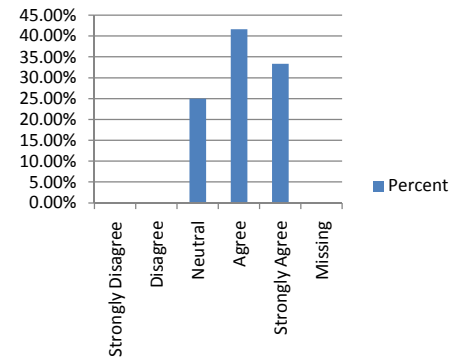
2. I received quality instruction in courses within my major.

Reponses	Frequency	Percent
Strongly Disagree	0	0.00%
Disagree	0	0.00%
Neutral	2	16.67%
Agree	4	33.33%
Strongly Agree	6	50.00%
Agree + Strongly Agree	10	83.33%
Total Valid	12	100.00%
Missing	0	0.00%
Total	12	100.00%



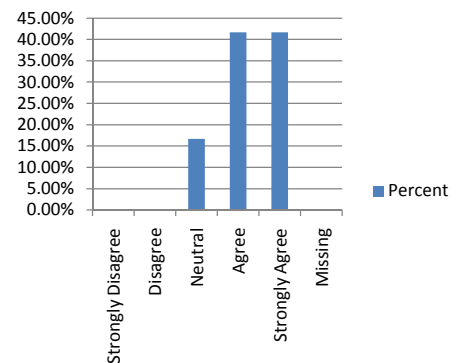
3. I am able to apply what I learned at RSU to my current experiences.

Reponses	Frequency	Percent
Strongly Disagree	0	0.00%
Disagree	0	0.00%
Neutral	3	25.00%
Agree	5	41.67%
Strongly Agree	4	33.33%
Agree + Strongly Agree	9	75.00%
Total Valid	12	100.00%
Missing	0	0.00%
Total	12	100.00%



4. I believe that RSU meets the educational needs of its students.

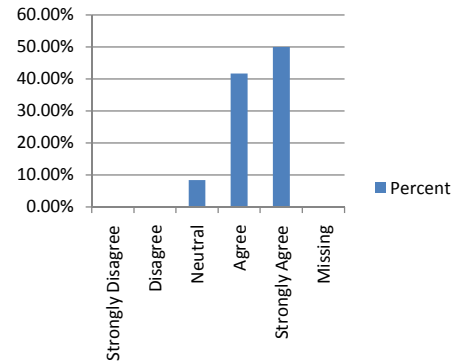
Reponses	Frequency	Percent
Strongly Disagree	0	0.00%
Disagree	0	0.00%
Neutral	2	16.67%
Agree	5	41.67%
Strongly Agree	5	41.67%
Agree + Strongly Agree	10	83.33%
Total Valid	12	100.00%
Missing	0	0.00%
Total	12	100.00%



**Graduation Survey
May 2009
AA Business Administration**

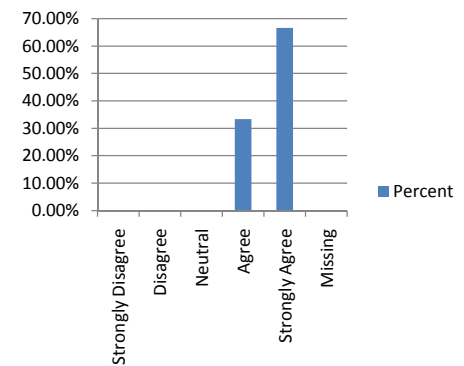
5. I believe RSU serves the educational needs of NE Oklahoma.

Reponses	Frequency	Percent
Strongly Disagree	0	0.00%
Disagree	0	0.00%
Neutral	1	8.33%
Agree	5	41.67%
Strongly Agree	6	50.00%
Agree + Strongly Agree	11	91.67%
Total Valid	12	100.00%
Missing	0	0.00%
Total	12	100.00%



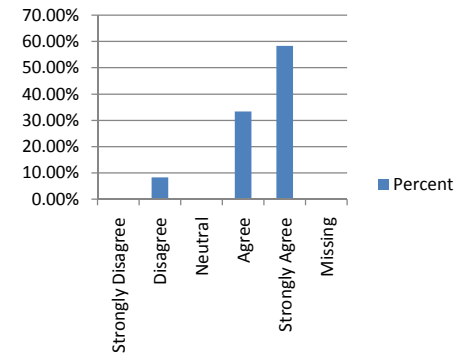
6. I believe I am competent in written and oral communication, scientific reasoning, and critical thinking.

Reponses	Frequency	Percent
Strongly Disagree	0	0.00%
Disagree	0	0.00%
Neutral	0	0.00%
Agree	4	33.33%
Strongly Agree	8	66.67%
Agree + Strongly Agree	12	100.00%
Total Valid	12	100.00%
Missing	0	0.00%
Total	12	100.00%



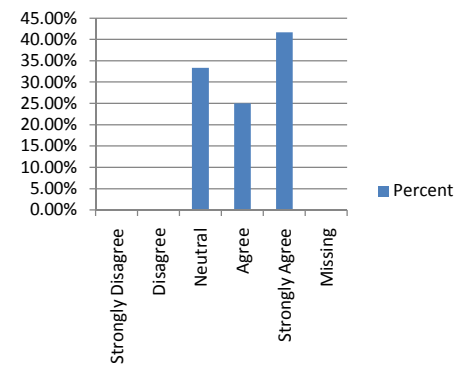
7. I believe that since attending RSU I can make better life and career decisions.

Reponses	Frequency	Percent
Strongly Disagree	0	0.00%
Disagree	1	8.33%
Neutral	0	0.00%
Agree	4	33.33%
Strongly Agree	7	58.33%
Agree + Strongly Agree	11	91.67%
Total Valid	12	100.00%
Missing	0	0.00%
Total	12	100.00%



8. I believe that I have a greater appreciation of diversity in terms of race, class, ethnicity, gender, religion, and/or nationality.

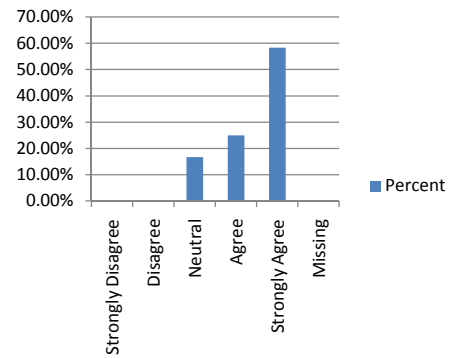
Reponses	Frequency	Percent
Strongly Disagree	0	0.00%
Disagree	0	0.00%
Neutral	4	33.33%
Agree	3	25.00%
Strongly Agree	5	41.67%
Agree + Strongly Agree	8	66.67%
Total Valid	12	100.00%
Missing	0	0.00%
Total	12	100.00%



**Graduation Survey
May 2009
AA Business Administration**

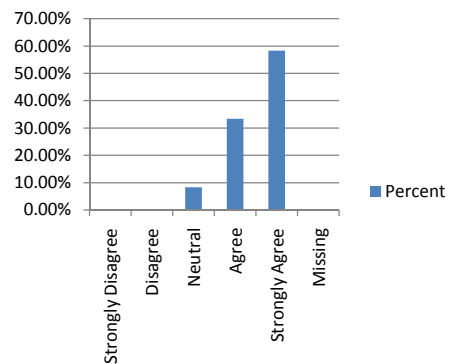
9. I believe that the educational goals I set for myself at RSU were met.

Reponses	Frequency	Percent
Strongly Disagree	0	0.00%
Disagree	0	0.00%
Neutral	2	16.67%
Agree	3	25.00%
Strongly Agree	7	58.33%
Agree + Strongly Agree	10	83.33%
Total Valid	12	100.00%
Missing	0	0.00%
Total	12	100.00%



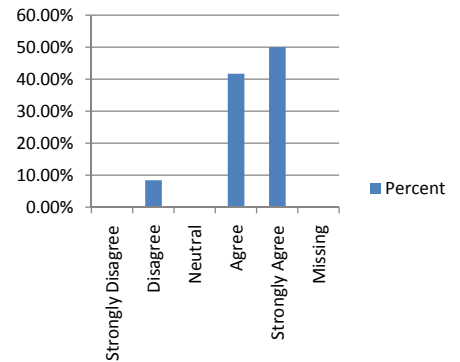
10. Overall, I am satisfied with the instruction I received at RSU.

Reponses	Frequency	Percent
Strongly Disagree	0	0.00%
Disagree	0	0.00%
Neutral	1	8.33%
Agree	4	33.33%
Strongly Agree	7	58.33%
Agree + Strongly Agree	11	91.67%
Total Valid	12	100.00%
Missing	0	0.00%
Total	12	100.00%



11. Faculty show a high degree of interest in student learning.

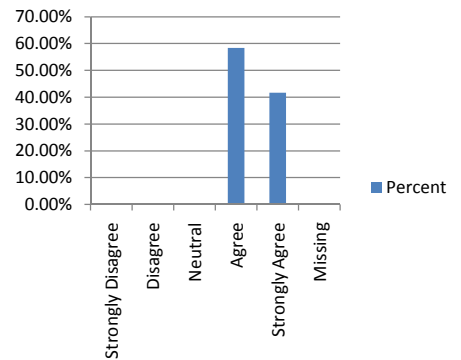
Reponses	Frequency	Percent
Strongly Disagree	0	0.00%
Disagree	1	8.33%
Neutral	0	0.00%
Agree	5	41.67%
Strongly Agree	6	50.00%
Agree + Strongly Agree	11	91.67%
Total Valid	12	100.00%
Missing	0	0.00%
Total	12	100.00%



**Graduation Survey
May 2009
AA Business Administration**

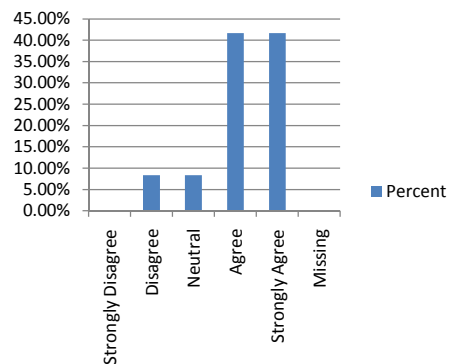
12. Faculty teaching general education courses were well prepared for the courses they taught.

Reponses	Frequency	Percent
Strongly Disagree	0	0.00%
Disagree	0	0.00%
Neutral	0	0.00%
Agree	7	58.33%
Strongly Agree	5	41.67%
Agree + Strongly Agree	12	100.00%
Total Valid	12	100.00%
Missing	0	0.00%
Total	12	100.00%



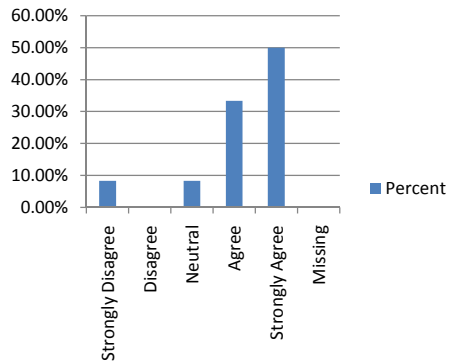
13. Faculty teaching courses in my major were well prepared for the courses they taught.

Reponses	Frequency	Percent
Strongly Disagree	0	0.00%
Disagree	1	8.33%
Neutral	1	8.33%
Agree	5	41.67%
Strongly Agree	5	41.67%
Agree + Strongly Agree	10	83.33%
Total Valid	12	100.00%
Missing	0	0.00%
Total	12	100.00%



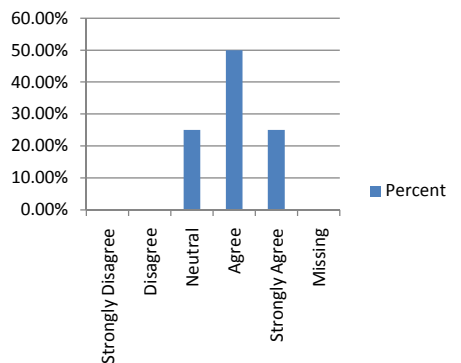
14. Faculty were available during their office hours.

Reponses	Frequency	Percent
Strongly Disagree	1	8.33%
Disagree	0	0.00%
Neutral	1	8.33%
Agree	4	33.33%
Strongly Agree	6	50.00%
Agree + Strongly Agree	10	83.33%
Total Valid	12	100.00%
Missing	0	0.00%
Total	12	100.00%



15. Faculty teaching general education courses demonstrated a concern for my progress.

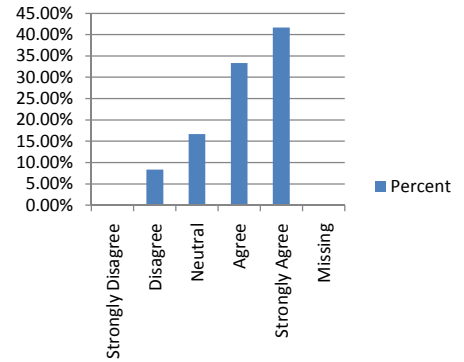
Reponses	Frequency	Percent
Strongly Disagree	0	0.00%
Disagree	0	0.00%
Neutral	3	25.00%
Agree	6	50.00%
Strongly Agree	3	25.00%
Agree + Strongly Agree	9	75.00%
Total Valid	12	100.00%
Missing	0	0.00%
Total	12	100.00%



**Graduation Survey
May 2009
AA Business Administration**

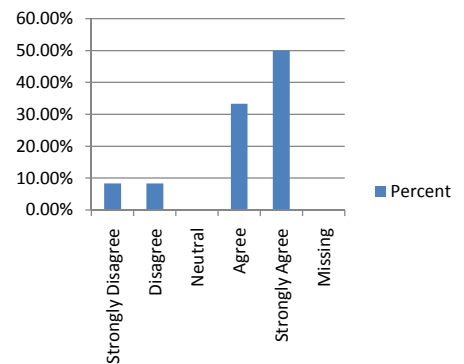
16. Faculty teaching courses in my major demonstrated a concern for my progress.

Reponses	Frequency	Percent
Strongly Disagree	0	0.00%
Disagree	1	8.33%
Neutral	2	16.67%
Agree	4	33.33%
Strongly Agree	5	41.67%
Agree + Strongly Agree	9	75.00%
Total Valid	12	100.00%
Missing	0	0.00%
Total	12	100.00%



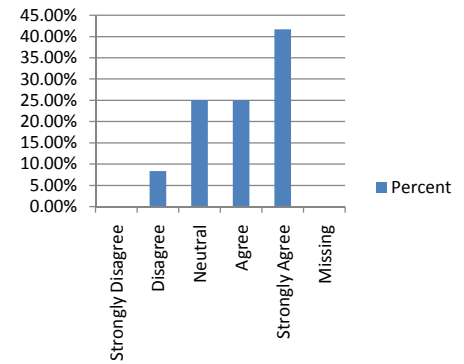
17. My faculty/academic advisor was available.

Reponses	Frequency	Percent
Strongly Disagree	1	8.33%
Disagree	1	8.33%
Neutral	0	0.00%
Agree	4	33.33%
Strongly Agree	6	50.00%
Agree + Strongly Agree	10	83.33%
Total Valid	12	100.00%
Missing	0	0.00%
Total	12	100.00%



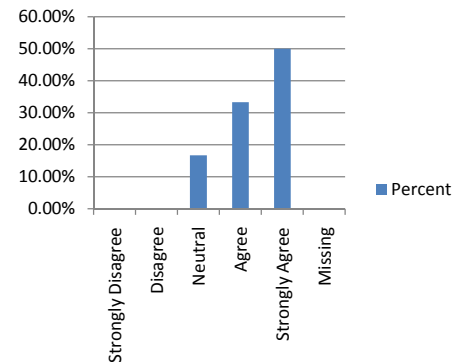
18. My faculty/academic advisor guided me toward my academic and career goals.

Reponses	Frequency	Percent
Strongly Disagree	0	0.00%
Disagree	1	8.33%
Neutral	3	25.00%
Agree	3	25.00%
Strongly Agree	5	41.67%
Agree + Strongly Agree	8	66.67%
Total Valid	12	100.00%
Missing	0	0.00%
Total	12	100.00%



19. Smaller course sizes (25 or fewer) increased my ability to learn.

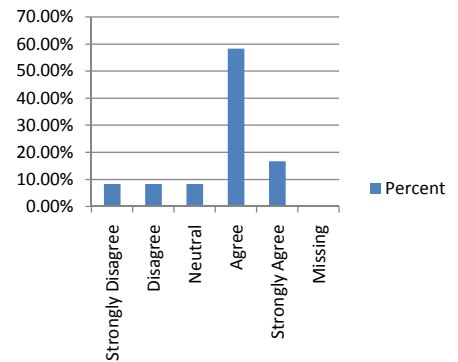
Reponses	Frequency	Percent
Strongly Disagree	0	0.00%
Disagree	0	0.00%
Neutral	2	16.67%
Agree	4	33.33%
Strongly Agree	6	50.00%
Agree + Strongly Agree	10	83.33%
Total Valid	12	100.00%
Missing	0	0.00%
Total	12	100.00%



**Graduation Survey
May 2009
AA Business Administration**

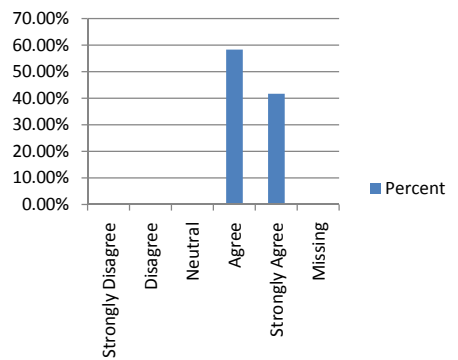
20. Courses were generally scheduled in a time frame that met my needs.

Reponses	Frequency	Percent
Strongly Disagree	1	8.33%
Disagree	1	8.33%
Neutral	1	8.33%
Agree	7	58.33%
Strongly Agree	2	16.67%
Agree + Strongly Agree	9	75.00%
Total Valid	12	100.00%
Missing	0	0.00%
Total	12	100.00%



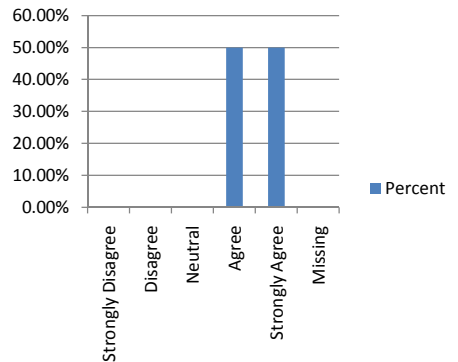
21. Grading and evaluation methods were fair and reflected my learning.

Reponses	Frequency	Percent
Strongly Disagree	0	0.00%
Disagree	0	0.00%
Neutral	0	0.00%
Agree	7	58.33%
Strongly Agree	5	41.67%
Agree + Strongly Agree	12	100.00%
Total Valid	12	100.00%
Missing	0	0.00%
Total	12	100.00%



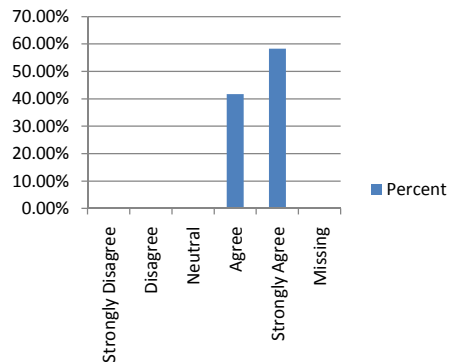
22. The course descriptions in the Bulletin adequately described the courses.

Reponses	Frequency	Percent
Strongly Disagree	0	0.00%
Disagree	0	0.00%
Neutral	0	0.00%
Agree	6	50.00%
Strongly Agree	6	50.00%
Agree + Strongly Agree	12	100.00%
Total Valid	12	100.00%
Missing	0	0.00%
Total	12	100.00%



23. Electronic course supplements were appropriate for the courses being taught.

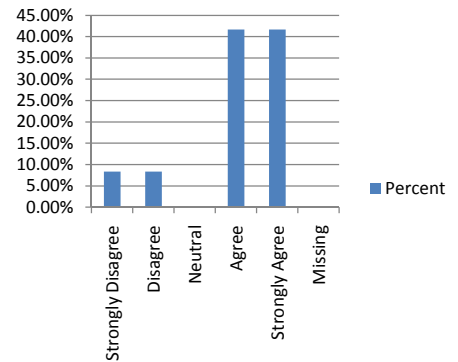
Reponses	Frequency	Percent
Strongly Disagree	0	0.00%
Disagree	0	0.00%
Neutral	0	0.00%
Agree	5	41.67%
Strongly Agree	7	58.33%
Agree + Strongly Agree	12	100.00%
Total Valid	12	100.00%
Missing	0	0.00%
Total	12	100.00%



**Graduation Survey
May 2009
AA Business Administration**

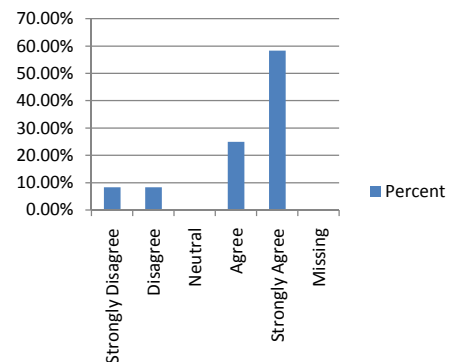
24. Considering what I now know, I would attend RSU again.

Reponses	Frequency	Percent
Strongly Disagree	1	8.33%
Disagree	1	8.33%
Neutral	0	0.00%
Agree	5	41.67%
Strongly Agree	5	41.67%
Agree + Strongly Agree	10	83.33%
Total Valid	12	100.00%
Missing	0	0.00%
Total	12	100.00%



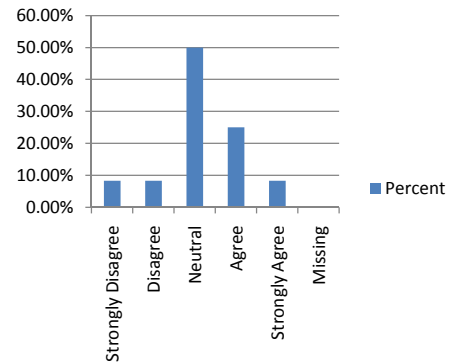
25. I would encourage my family and friends to attend RSU.

Reponses	Frequency	Percent
Strongly Disagree	1	8.33%
Disagree	1	8.33%
Neutral	0	0.00%
Agree	3	25.00%
Strongly Agree	7	58.33%
Agree + Strongly Agree	10	83.33%
Total Valid	12	100.00%
Missing	0	0.00%
Total	12	100.00%



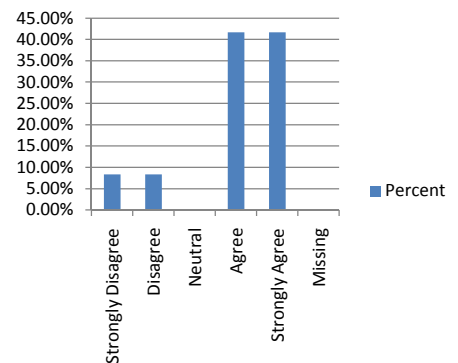
26. The Career Placement Service was helpful.

Reponses	Frequency	Percent
Strongly Disagree	1	8.33%
Disagree	1	8.33%
Neutral	6	50.00%
Agree	3	25.00%
Strongly Agree	1	8.33%
Agree + Strongly Agree	4	33.33%
Total Valid	12	100.00%
Missing	0	0.00%
Total	12	100.00%



27. Overall, my student life experiences at RSU were positive.

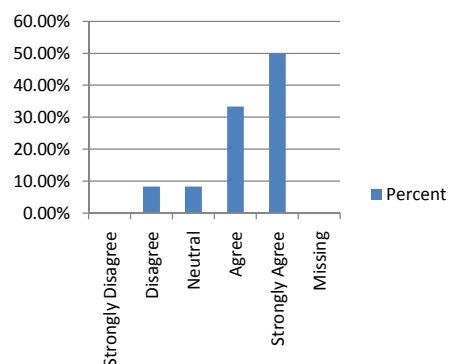
Reponses	Frequency	Percent
Strongly Disagree	1	8.33%
Disagree	1	8.33%
Neutral	0	0.00%
Agree	5	41.67%
Strongly Agree	5	41.67%
Agree + Strongly Agree	10	83.33%
Total Valid	12	100.00%
Missing	0	0.00%
Total	12	100.00%



**Graduation Survey
May 2009
AA Business Administration**

28. Overall, I am satisfied with the entire educational experience at RSU.

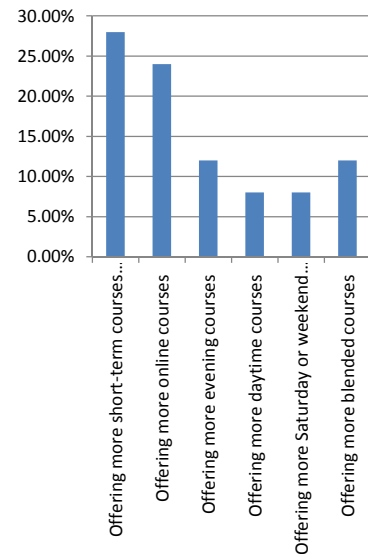
Reponses	Frequency	Percent
Strongly Disagree	0	0.00%
Disagree	1	8.33%
Neutral	1	8.33%
Agree	4	33.33%
Strongly Agree	6	50.00%
Agree + Strongly Agree	10	83.33%
Total Valid	12	100.00%
Missing	0	0.00%
Total	12	100.00%



**Graduation Survey
May 2009
AA Business Administration**

29. RSU could improve the educational programs to better meet my needs by: (check all that apply)

Reponses	Frequency	Percent
Offering more short-term courses (example: 4 or 8 weeks)	7	28.00%
Offering more online courses	6	24.00%
Offering more evening courses	3	12.00%
Offering more daytime courses	2	8.00%
Offering more Saturday or weekend courses	2	8.00%
Offering more blended courses	3	12.00%
Get teaching programs	0	0.00%
Make sure the instructor is actually "teaching" the assigned subject.	0	0.00%
Offering nursing program that goes straight through to bsn.	0	0.00%
Improvement of science labs (facilities and equipment)	0	0.00%
Offering more majors	0	0.00%
Knowing that there is now an Elementary Education BA degree program on your campus. It is not even in the list below.	0	0.00%
Having a variety of teachers teaching the courses instead of just two for the major	0	0.00%
More medical/molecular classes	0	0.00%
Some classes have not been offered at all! i.e. Values and Ethics has not been offered for the past 2 years!!	1	4.00%
More than just one time slot available for courses	0	0.00%
I don't think assignments should be given out over break or a week before finals...it takes away from taking a chance to relax and/or study for finals!	0	0.00%
More upper division med/molecular classes	0	0.00%
Offering more of the junior and senior level courses every semester.	1	4.00%
Offer CJA classes more often	0	0.00%
Having a class offered year round especially in the biology department	0	0.00%
Offer more psychology courses in general. RSU needs to hire more faculty.	0	0.00%
Offering more two day classes (MW or TR)	0	0.00%
Offering courses applicable to nursing students on Wed-Fri in order to comply with their required clinical days.	0	0.00%
Photography courses during the day.	0	0.00%
Accept more CLEP tests. Advertise CLEP and advanced standing tests more.	0	0.00%
What about Elementary education for ?	0	0.00%
Offering more courses during the summer term for Criminal Justice students	0	0.00%
RSU needs better career placement & the academic advisors were not helpful.	0	0.00%
Better counseling as what classes to take, before taking another one.	0	0.00%
Changes in Internship policy	0	0.00%
Total	25	100.00%



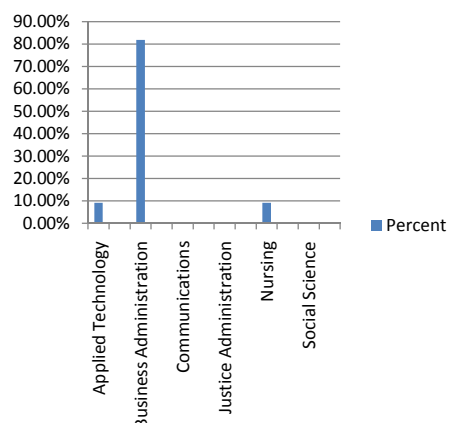
**Graduation Survey
May 2009
AA Business Administration**

30. My major of study is: (Bachelor degree)

Reponses

Applied Technology
Biology
Business Administration
Business Information Technology
Communications
Community Counseling
Justice Administration
Liberal Arts
Nursing
Organizational Leadership
Social Science
Visual Arts
Total

Frequency	Percent
1	9.09%
0	0.00%
9	81.82%
0	0.00%
0	0.00%
0	0.00%
0	0.00%
0	0.00%
1	9.09%
0	0.00%
0	0.00%
0	0.00%
11	100.00%

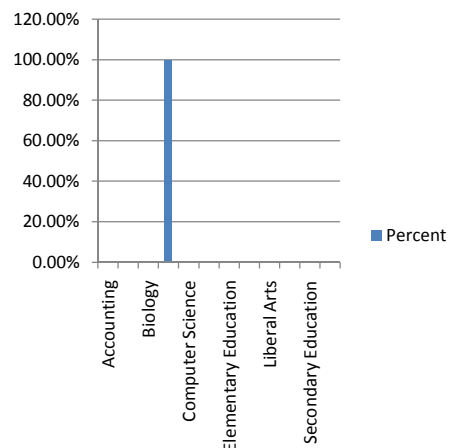


31. My major of study is: (Associate in Arts or Science)

Reponses

Accounting
Art
Biology
Business Administration
Computer Science
Criminal Justice Studies
Elementary Education
Legal Assisting
Liberal Arts
Physical Science
Secondary Education
Social Science
Total

Frequency	Percent
0	0.00%
0	0.00%
0	0.00%
12	100.00%
0	0.00%
0	0.00%
0	0.00%
0	0.00%
0	0.00%
0	0.00%
0	0.00%
0	0.00%
12	100.00%

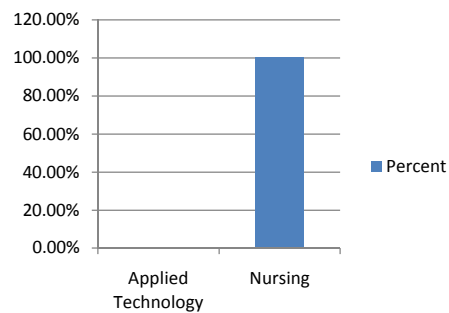


32. My major of study is: (Associate in Applied Science)

Reponses

Applied Technology
Nursing
Total

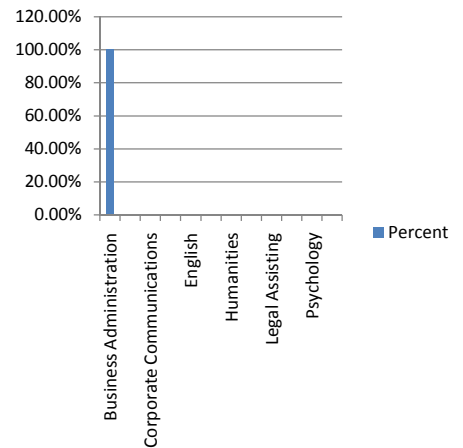
Frequency	Percent
0	0.00%
1	100.00%
1	100.00%



**Graduation Survey
May 2009
AA Business Administration**

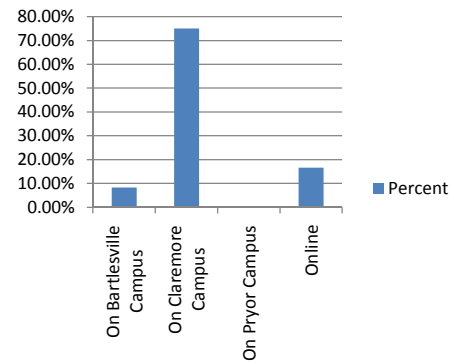
33. My minor is (applicable to bachelor's degree graduates only):

Reponses	Frequency	Percent
Business Administration	1	100.00%
Computer Science	0	0.00%
Corporate Communications	0	0.00%
Criminal Justice-COP	0	0.00%
English	0	0.00%
History	0	0.00%
Humanities	0	0.00%
Justice Administration	0	0.00%
Legal Assisting	0	0.00%
Political Science	0	0.00%
Psychology	0	0.00%
Sociology	0	0.00%
Total	1	100.00%



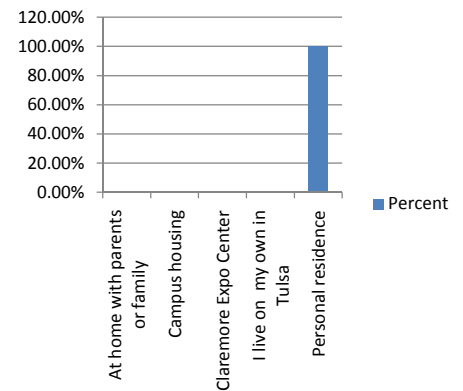
34. Most of my courses have been (Please mark one):

Reponses	Frequency	Percent
On Bartlesville Campus	1	8.33%
On Claremore Campus	9	75.00%
On Pryor Campus	0	0.00%
Online	2	16.67%
Total	12	100.00%



35. My residence during MOST of my education at RSU was:

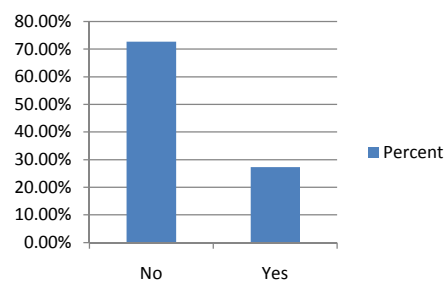
Reponses	Frequency	Percent
At home with parents or family	0	0.00%
Campus housing	0	0.00%
Claremore Expo Center	0	0.00%
I live on my own in Tulsa	0	0.00%
Personal residence	12	100.00%
Total	12	100.00%



**Graduation Survey
May 2009
AA Business Administration**

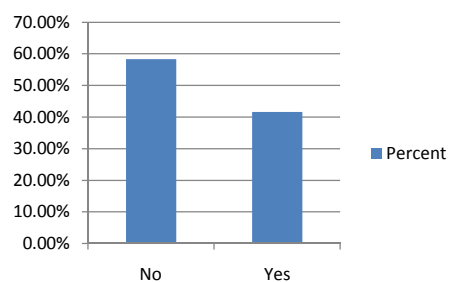
36. Are you the first person in your family to graduate with a Bachelor's degree?

Reponses	Frequency	Percent
No	8	72.73%
Yes	3	27.27%
Total	11	100.00%



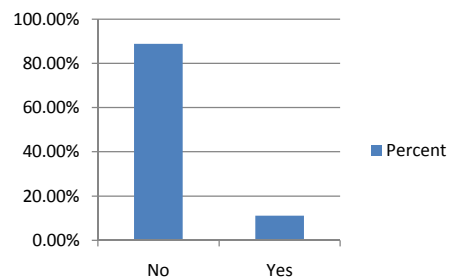
37. Are you the first person in your family to graduate with an Associate in Arts or Science degree?

Reponses	Frequency	Percent
No	7	58.33%
Yes	5	41.67%
Total	12	100.00%



38. Are you the first person in your family to graduate with an Associate in Applied Science degree?

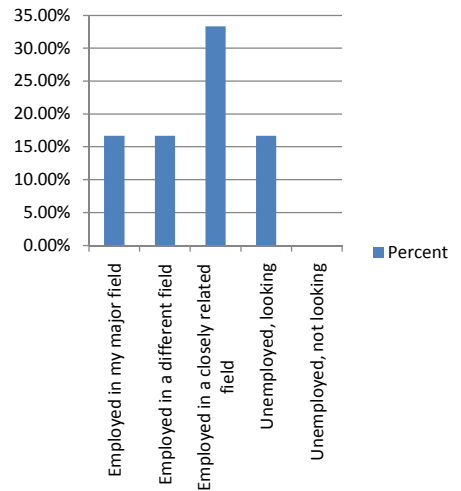
Reponses	Frequency	Percent
No	8	88.89%
Yes	1	11.11%
Total	9	100.00%



**Graduation Survey
May 2009
AA Business Administration**

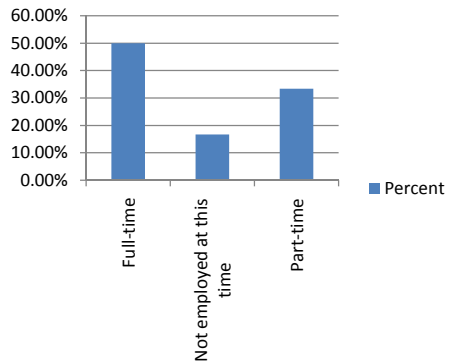
39. I am currently:

Reponses	Frequency	Percent
Employed in my major field	2	16.67%
Employed in a different field	2	16.67%
Employed in a closely related field	4	33.33%
Unemployed, looking	2	16.67%
Unemployed, not looking	0	0.00%
Rogers State University	1	8.33%
Cameron University	0	0.00%
University of Oklahoma	0	0.00%
NSU	0	0.00%
University of Oklahoma College of Pharmacy	0	0.00%
University of Tulsa	0	0.00%
Another Insitution	0	0.00%
At OSU and I am currently employed in my major field of study.	1	8.33%
Cameron University - Claremore Campus	0	0.00%
Florida Coastal Law School	0	0.00%
NOC	0	0.00%
Northeastern State University, Broken Arrow	0	0.00%
OSU-Tulsa	0	0.00%
Physical Therapy program	0	0.00%
TCC/OSU Tulsa	0	0.00%
Wichita State University	0	0.00%
Total	12	100.00%



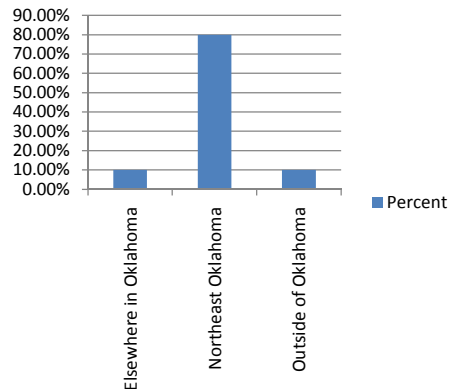
40. I am employed:

Reponses	Frequency	Percent
Full-time	6	50.00%
Not employed at this time	2	16.67%
Part-time	4	33.33%
Total	12	100.00%



41. I am employed in:

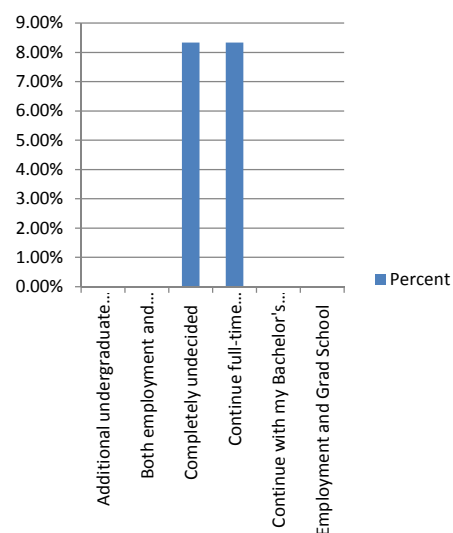
Reponses	Frequency	Percent
Elsewhere in Oklahoma	1	10.00%
Northeast Oklahoma	8	80.00%
Outside of Oklahoma	1	10.00%
Total	10	100.00%



**Graduation Survey
May 2009
AA Business Administration**

42. My PRINCIPAL activity upon graduation MOST LIKELY will be:

Reponses	Frequency	Percent
Additional undergraduate coursework	0	0.00%
Both employment and graduate school part time	0	0.00%
Completely undecided	1	8.33%
Continue full-time employment, military, continue gra	1	8.33%
Continue with my Bachelor's elsewhere. Somewhere r	0	0.00%
Employment and Grad School	0	0.00%
Employment full-time while continuing my education ;	0	0.00%
Employment, full-time and continuing to get my bache	0	0.00%
Employment, full-time paid	9	75.00%
Employment, part-time paid	0	0.00%
Graduate or professional school, full-time	0	0.00%
Graduate or professional school, part-time	1	8.33%
I plan on working and continuing on with school	0	0.00%
Maternity leave and then employment full time	0	0.00%
Military Service	0	0.00%
Physical therapy assistant program; hopefully graduat	0	0.00%
Seek a different degree (Business is not good right now	0	0.00%
Starting or raising a family	0	0.00%
Total	12	100.00%



**Graduation Survey
May 2009
AA Business Administration**

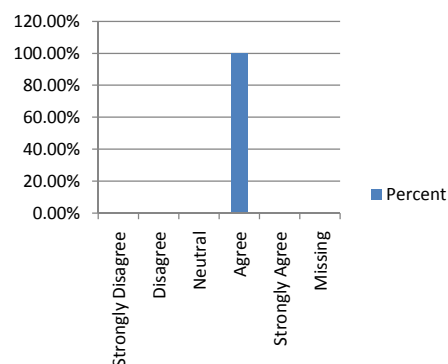
43. If you selected Graduate or Professional School in the previous question whether full or part-time, please list where and your major.

Responses	Frequency	Percent
Where = University of Oklahoma; Major = Law	0	0.00%
Where = Arkansas; Major = BIT	0	0.00%
Where = Bartlesville Small Animal Hospital ; Major = Biological Science Medical/Molecular	0	0.00%
Where = Jacksonville, Florida; Major = Law	0	0.00%
Where = Kansas State University ; Major = Communicatons	0	0.00%
Where = Law school; Major = Sociology	0	0.00%
Where = NOC; Major = Registered Nurse	0	0.00%
Where = NSU BA; Major = Accounting and Finance	0	0.00%
Where = NSU or RSU undecided on this ; Major = Community Counseling	0	0.00%
Where = NSU; Major = MBA	1	33.33%
Where = Oklahoma State University Health Sciences in Tulsa; Major = Forensic Science	0	0.00%
Where = Oklahoma University; Major = Nursing	0	0.00%
Where = OSU Medical School; Major = D.O. (Medicine)	0	0.00%
Where = OSU Tulsa; Major = Accounting	1	33.33%
Where = OSU Tulsa; Major = Business Admin	0	0.00%
Where = OSU Tulsa; Major = Community Counseling	0	0.00%
Where = OSU Tulsa; Major = MBA	0	0.00%
Where = OU Tulsa; Major = Human Relations	0	0.00%
Where = OU Tulsa; Major = Occupational Therapy	0	0.00%
Where = OU; Major = Pharmacy	0	0.00%
Where = Rogers State University; Major = Liberal Arts	0	0.00%
Where = RSU; Major = Bachelor's in Nursing	1	33.33%
Where = still looking; Major = MBA	0	0.00%
Where = TCC for PTA; OU Schusterman for Physical Therapy	0	0.00%
Where = Tulsa University; Major = Geology	0	0.00%
Where = University of Oklahoma College of Pharmacy; Major = PharmD	0	0.00%
Where = University of Oklahoma, Tulsa Campus; Major = Masters in Occupational Therapy	0	0.00%
Where = University of Oklahoma; Major = Pharmacy (Pharm. D.)	0	0.00%
Where = University of Oklahoma; Major = Physicians Assistant Program	0	0.00%
Where = University of Tulsa; Major = Biology	0	0.00%
Where = University of Tulsa; Major = English	0	0.00%
Where = unsure; Major = Theater	0	0.00%
Where = Wichita State University; Major = Psychology	0	0.00%
Total	3	100.00%

**Graduation Survey
May 2009
AA Criminal Justice Studies**

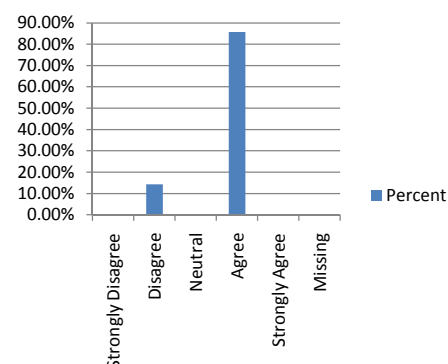
1. I received quality instruction in my general education courses.

Reponses	Frequency	Percent
Strongly Disagree	0	0.00%
Disagree	0	0.00%
Neutral	0	0.00%
Agree	7	100.00%
Strongly Agree	0	0.00%
Agree + Strongly Agree	7	100.00%
Total Valid	7	100.00%
Missing	0	0.00%
Total	7	100.00%



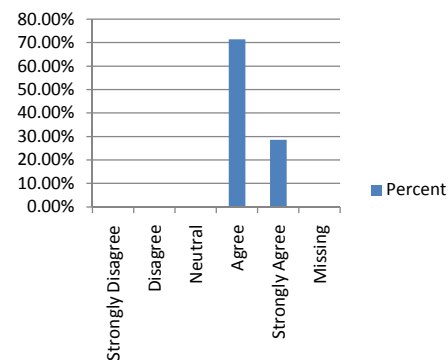
2. I received quality instruction in courses within my major.

Reponses	Frequency	Percent
Strongly Disagree	0	0.00%
Disagree	1	14.29%
Neutral	0	0.00%
Agree	6	85.71%
Strongly Agree	0	0.00%
Agree + Strongly Agree	6	85.71%
Total Valid	7	100.00%
Missing	0	0.00%
Total	7	100.00%



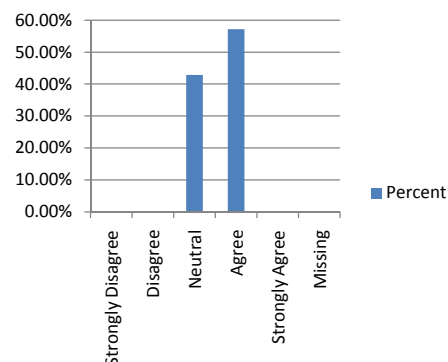
3. I am able to apply what I learned at RSU to my current experiences.

Reponses	Frequency	Percent
Strongly Disagree	0	0.00%
Disagree	0	0.00%
Neutral	0	0.00%
Agree	5	71.43%
Strongly Agree	2	28.57%
Agree + Strongly Agree	7	100.00%
Total Valid	7	100.00%
Missing	0	0.00%
Total	7	100.00%



4. I believe that RSU meets the educational needs of its students.

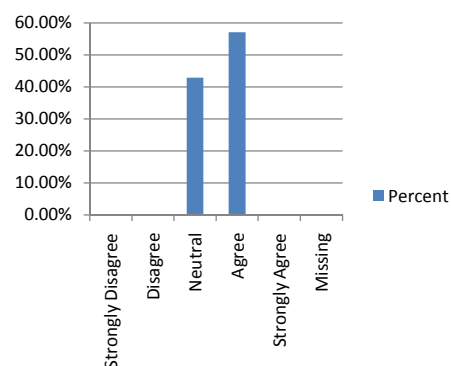
Reponses	Frequency	Percent
Strongly Disagree	0	0.00%
Disagree	0	0.00%
Neutral	3	42.86%
Agree	4	57.14%
Strongly Agree	0	0.00%
Agree + Strongly Agree	4	57.14%
Total Valid	7	100.00%
Missing	0	0.00%
Total	7	100.00%



**Graduation Survey
May 2009
AA Criminal Justice Studies**

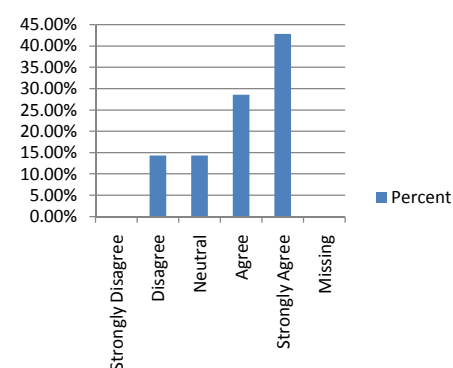
5. I believe RSU serves the educational needs of NE Oklahoma.

Reponses	Frequency	Percent
Strongly Disagree	0	0.00%
Disagree	0	0.00%
Neutral	3	42.86%
Agree	4	57.14%
Strongly Agree	0	0.00%
Agree + Strongly Agree	4	57.14%
Total Valid	7	100.00%
Missing	0	0.00%
Total	7	100.00%



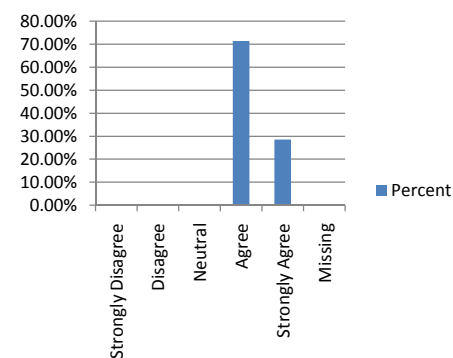
6. I believe I am competent in written and oral communication, scientific reasoning, and critical thinking.

Reponses	Frequency	Percent
Strongly Disagree	0	0.00%
Disagree	1	14.29%
Neutral	1	14.29%
Agree	2	28.57%
Strongly Agree	3	42.86%
Agree + Strongly Agree	5	71.43%
Total Valid	7	100.00%
Missing	0	0.00%
Total	7	100.00%



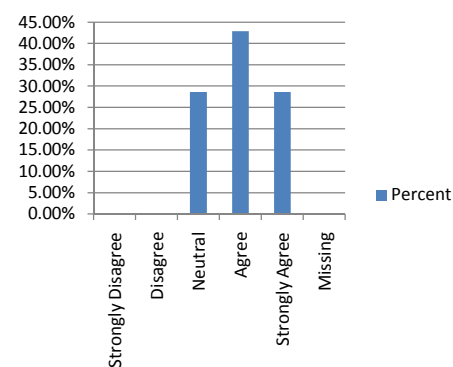
7. I believe that since attending RSU I can make better life and career decisions.

Reponses	Frequency	Percent
Strongly Disagree	0	0.00%
Disagree	0	0.00%
Neutral	0	0.00%
Agree	5	71.43%
Strongly Agree	2	28.57%
Agree + Strongly Agree	7	100.00%
Total Valid	7	100.00%
Missing	0	0.00%
Total	7	100.00%



8. I believe that I have a greater appreciation of diversity in terms of race, class, ethnicity, gender, religion, and/or nationality.

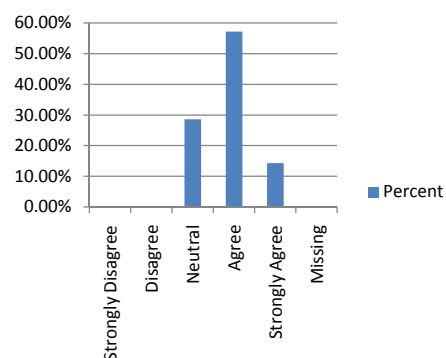
Reponses	Frequency	Percent
Strongly Disagree	0	0.00%
Disagree	0	0.00%
Neutral	2	28.57%
Agree	3	42.86%
Strongly Agree	2	28.57%
Agree + Strongly Agree	5	71.43%
Total Valid	7	100.00%
Missing	0	0.00%
Total	7	100.00%



**Graduation Survey
May 2009
AA Criminal Justice Studies**

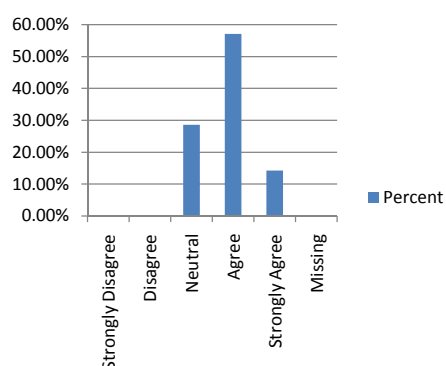
9. I believe that the educational goals I set for myself at RSU were met.

Reponses	Frequency	Percent
Strongly Disagree	0	0.00%
Disagree	0	0.00%
Neutral	2	28.57%
Agree	4	57.14%
Strongly Agree	1	14.29%
Agree + Strongly Agree	5	71.43%
Total Valid	7	100.00%
Missing	0	0.00%
Total	7	100.00%



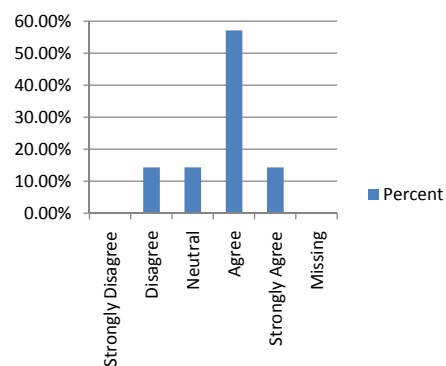
10. Overall, I am satisfied with the instruction I received at RSU.

Reponses	Frequency	Percent
Strongly Disagree	0	0.00%
Disagree	0	0.00%
Neutral	2	28.57%
Agree	4	57.14%
Strongly Agree	1	14.29%
Agree + Strongly Agree	5	71.43%
Total Valid	7	100.00%
Missing	0	0.00%
Total	7	100.00%



11. Faculty show a high degree of interest in student learning.

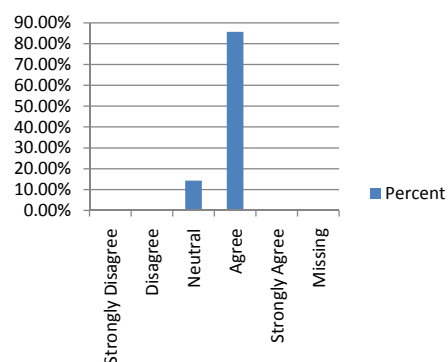
Reponses	Frequency	Percent
Strongly Disagree	0	0.00%
Disagree	1	14.29%
Neutral	1	14.29%
Agree	4	57.14%
Strongly Agree	1	14.29%
Agree + Strongly Agree	5	71.43%
Total Valid	7	100.00%
Missing	0	0.00%
Total	7	100.00%



**Graduation Survey
May 2009
AA Criminal Justice Studies**

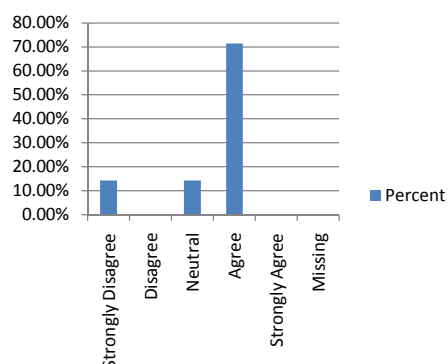
12. Faculty teaching general education courses were well prepared for the courses they taught.

Reponses	Frequency	Percent
Strongly Disagree	0	0.00%
Disagree	0	0.00%
Neutral	1	14.29%
Agree	6	85.71%
Strongly Agree	0	0.00%
Agree + Strongly Agree	6	85.71%
Total Valid	7	100.00%
Missing	0	0.00%
Total	7	100.00%



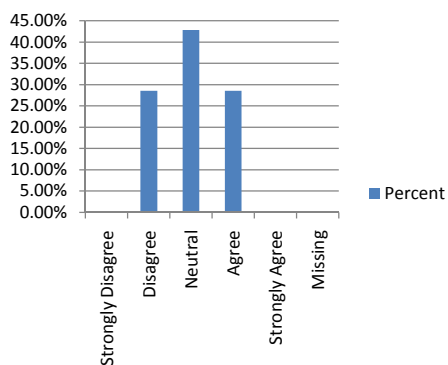
13. Faculty teaching courses in my major were well prepared for the courses they taught.

Reponses	Frequency	Percent
Strongly Disagree	1	14.29%
Disagree	0	0.00%
Neutral	1	14.29%
Agree	5	71.43%
Strongly Agree	0	0.00%
Agree + Strongly Agree	5	71.43%
Total Valid	7	100.00%
Missing	0	0.00%
Total	7	100.00%



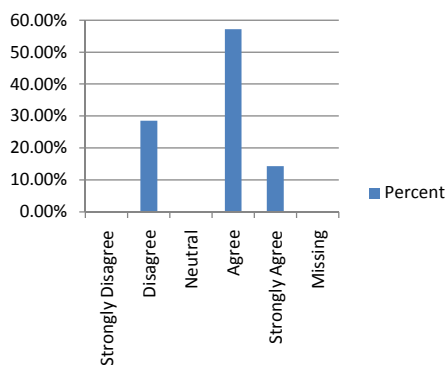
14. Faculty were available during their office hours.

Reponses	Frequency	Percent
Strongly Disagree	0	0.00%
Disagree	2	28.57%
Neutral	3	42.86%
Agree	2	28.57%
Strongly Agree	0	0.00%
Agree + Strongly Agree	2	28.57%
Total Valid	7	100.00%
Missing	0	0.00%
Total	7	100.00%



15. Faculty teaching general education courses demonstrated a concern for my progress.

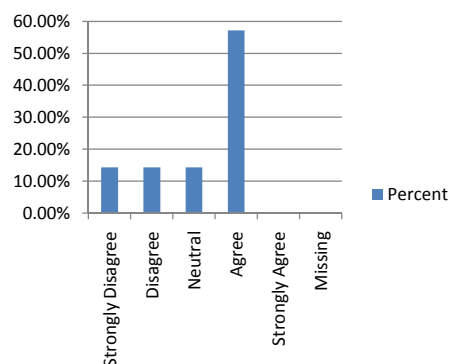
Reponses	Frequency	Percent
Strongly Disagree	0	0.00%
Disagree	2	28.57%
Neutral	0	0.00%
Agree	4	57.14%
Strongly Agree	1	14.29%
Agree + Strongly Agree	5	71.43%
Total Valid	7	100.00%
Missing	0	0.00%
Total	7	100.00%



**Graduation Survey
May 2009
AA Criminal Justice Studies**

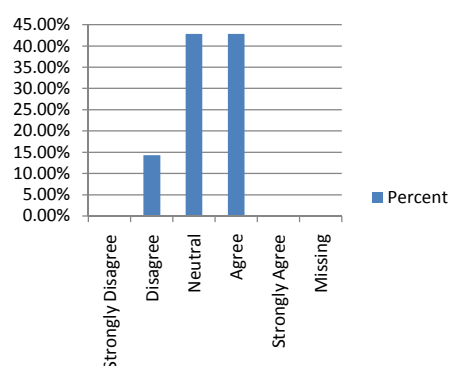
16. Faculty teaching courses in my major demonstrated a concern for my progress.

Reponses	Frequency	Percent
Strongly Disagree	1	14.29%
Disagree	1	14.29%
Neutral	1	14.29%
Agree	4	57.14%
Strongly Agree	0	0.00%
Agree + Strongly Agree	4	57.14%
Total Valid	7	100.00%
Missing	0	0.00%
Total	7	100.00%



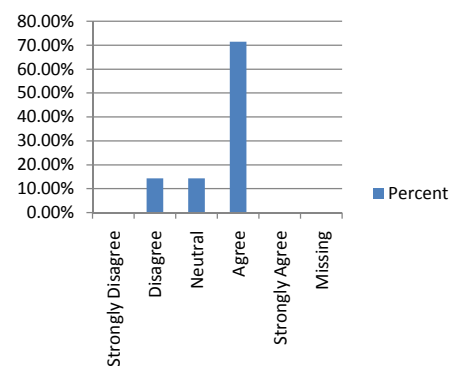
17. My faculty/academic advisor was available.

Reponses	Frequency	Percent
Strongly Disagree	0	0.00%
Disagree	1	14.29%
Neutral	3	42.86%
Agree	3	42.86%
Strongly Agree	0	0.00%
Agree + Strongly Agree	3	42.86%
Total Valid	7	100.00%
Missing	0	0.00%
Total	7	100.00%



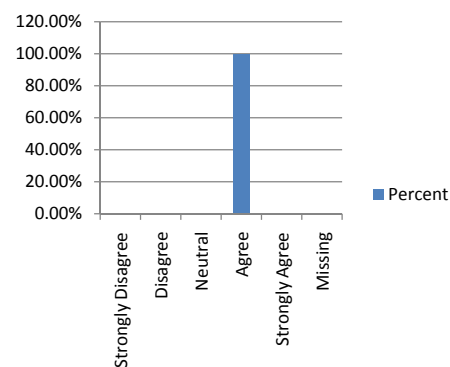
18. My faculty/academic advisor guided me toward my academic and career goals.

Reponses	Frequency	Percent
Strongly Disagree	0	0.00%
Disagree	1	14.29%
Neutral	1	14.29%
Agree	5	71.43%
Strongly Agree	0	0.00%
Agree + Strongly Agree	5	71.43%
Total Valid	7	100.00%
Missing	0	0.00%
Total	7	100.00%



19. Smaller course sizes (25 or fewer) increased my ability to learn.

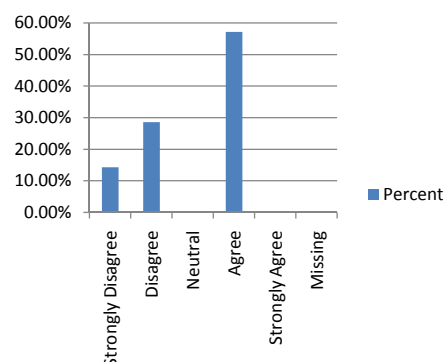
Reponses	Frequency	Percent
Strongly Disagree	0	0.00%
Disagree	0	0.00%
Neutral	0	0.00%
Agree	7	100.00%
Strongly Agree	0	0.00%
Agree + Strongly Agree	7	100.00%
Total Valid	7	100.00%
Missing	0	0.00%
Total	7	100.00%



**Graduation Survey
May 2009
AA Criminal Justice Studies**

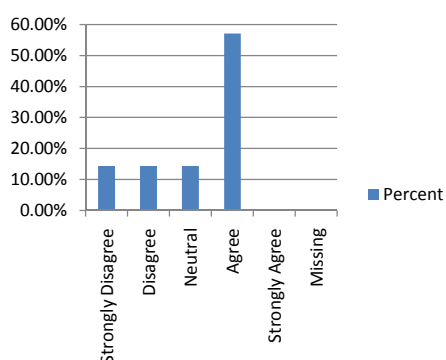
20. Courses were generally scheduled in a time frame that met my needs.

Reponses	Frequency	Percent
Strongly Disagree	1	14.29%
Disagree	2	28.57%
Neutral	0	0.00%
Agree	4	57.14%
Strongly Agree	0	0.00%
Agree + Strongly Agree	4	57.14%
Total Valid	7	100.00%
Missing	0	0.00%
Total	7	100.00%



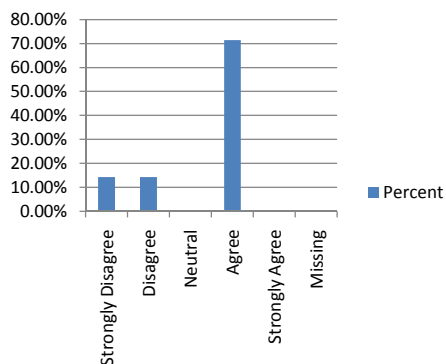
21. Grading and evaluation methods were fair and reflected my learning.

Reponses	Frequency	Percent
Strongly Disagree	1	14.29%
Disagree	1	14.29%
Neutral	1	14.29%
Agree	4	57.14%
Strongly Agree	0	0.00%
Agree + Strongly Agree	4	57.14%
Total Valid	7	100.00%
Missing	0	0.00%
Total	7	100.00%



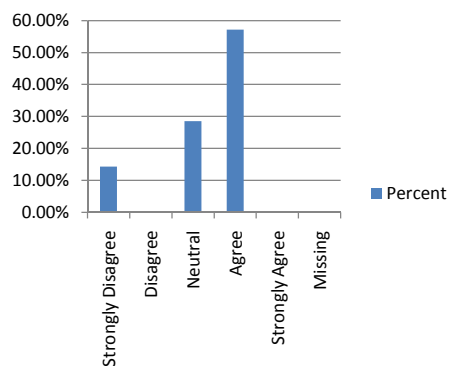
22. The course descriptions in the Bulletin adequately described the courses.

Reponses	Frequency	Percent
Strongly Disagree	1	14.29%
Disagree	1	14.29%
Neutral	0	0.00%
Agree	5	71.43%
Strongly Agree	0	0.00%
Agree + Strongly Agree	5	71.43%
Total Valid	7	100.00%
Missing	0	0.00%
Total	7	100.00%



23. Electronic course supplements were appropriate for the courses being taught.

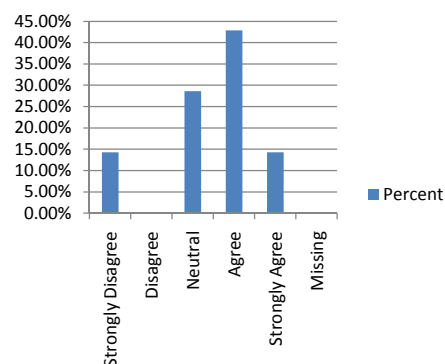
Reponses	Frequency	Percent
Strongly Disagree	1	14.29%
Disagree	0	0.00%
Neutral	2	28.57%
Agree	4	57.14%
Strongly Agree	0	0.00%
Agree + Strongly Agree	4	57.14%
Total Valid	7	100.00%
Missing	0	0.00%
Total	7	100.00%



**Graduation Survey
May 2009
AA Criminal Justice Studies**

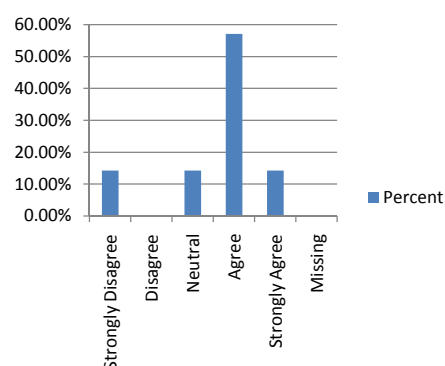
24. Considering what I now know, I would attend RSU again.

Reponses	Frequency	Percent
Strongly Disagree	1	14.29%
Disagree	0	0.00%
Neutral	2	28.57%
Agree	3	42.86%
Strongly Agree	1	14.29%
Agree + Strongly Agree	4	57.14%
Total Valid	7	100.00%
Missing	0	0.00%
Total	7	100.00%



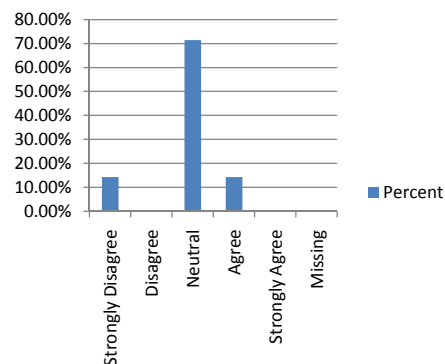
25. I would encourage my family and friends to attend RSU.

Reponses	Frequency	Percent
Strongly Disagree	1	14.29%
Disagree	0	0.00%
Neutral	1	14.29%
Agree	4	57.14%
Strongly Agree	1	14.29%
Agree + Strongly Agree	5	71.43%
Total Valid	7	100.00%
Missing	0	0.00%
Total	7	100.00%



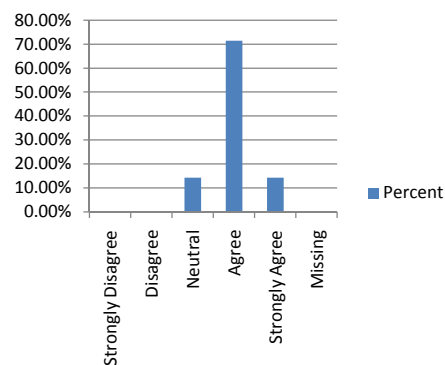
26. The Career Placement Service was helpful.

Reponses	Frequency	Percent
Strongly Disagree	1	14.29%
Disagree	0	0.00%
Neutral	5	71.43%
Agree	1	14.29%
Strongly Agree	0	0.00%
Agree + Strongly Agree	1	14.29%
Total Valid	7	100.00%
Missing	0	0.00%
Total	7	100.00%



27. Overall, my student life experiences at RSU were positive.

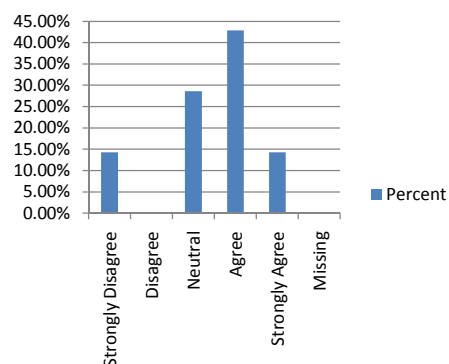
Reponses	Frequency	Percent
Strongly Disagree	0	0.00%
Disagree	0	0.00%
Neutral	1	14.29%
Agree	5	71.43%
Strongly Agree	1	14.29%
Agree + Strongly Agree	6	85.71%
Total Valid	7	100.00%
Missing	0	0.00%
Total	7	100.00%



**Graduation Survey
May 2009
AA Criminal Justice Studies**

28. Overall, I am satisfied with the entire educational experience at RSU.

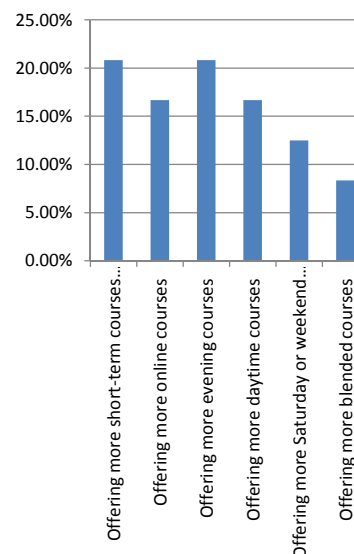
Reponses	Frequency	Percent
Strongly Disagree	1	14.29%
Disagree	0	0.00%
Neutral	2	28.57%
Agree	3	42.86%
Strongly Agree	1	14.29%
Agree + Strongly Agree	4	57.14%
Total Valid	7	100.00%
Missing	0	0.00%
Total	7	100.00%



**Graduation Survey
May 2009
AA Criminal Justice Studies**

29. RSU could improve the educational programs to better meet my needs by: (check all that apply)

Reponses	Frequency	Percent
Offering more short-term courses (example: 4 or 8 weeks)	5	20.83%
Offering more online courses	4	16.67%
Offering more evening courses	5	20.83%
Offering more daytime courses	4	16.67%
Offering more Saturday or weekend courses	3	12.50%
Offering more blended courses	2	8.33%
Get teaching programs	0	0.00%
Make sure the instructor is actually "teaching" the assigned subject.	0	0.00%
Offering nursing program that goes straight through to bsn.	0	0.00%
Improvement of science labs (facilities and equipment)	0	0.00%
Offering more majors	0	0.00%
Knowing that there is now an Elementary Education BA degree program on your campus. It is not even in the list below.	0	0.00%
Having a variety of teachers teaching the courses instead of just two for the major	0	0.00%
More medical/molecular classes	0	0.00%
Some classes have not been offered at all! i.e. Values and Ethics has not been offered for the past 2 years!!	0	0.00%
More than just one time slot available for courses	0	0.00%
I don't think assignments should be given out over break or a week before finals...it takes away from taking a chance to relax and/or study for finals!	0	0.00%
More upper division med/molecular classes	0	0.00%
Offering more of the junior and senior level courses every semester.	0	0.00%
Offer CJA classes more often	0	0.00%
Having a class offered year round especially in the biology department	0	0.00%
Offer more psychology courses in general. RSU needs to hire more faculty.	0	0.00%
Offering more two day classes (MW or TR)	0	0.00%
Offering courses applicable to nursing students on Wed-Fri in order to comply with their required clinical days.	0	0.00%
Photography courses during the day.	0	0.00%
Accept more CLEP tests. Advertise CLEP and advanced standing tests more.	0	0.00%
What about Elementary education for ?	0	0.00%
Offering more courses during the summer term for Criminal Justice students	1	4.17%
RSU needs better career placement & the academic advisors were not helpful.	0	0.00%
Better counseling as what classes to take, before taking another one.	0	0.00%
Changes in Internship policy	0	0.00%
Total	24	100.00%



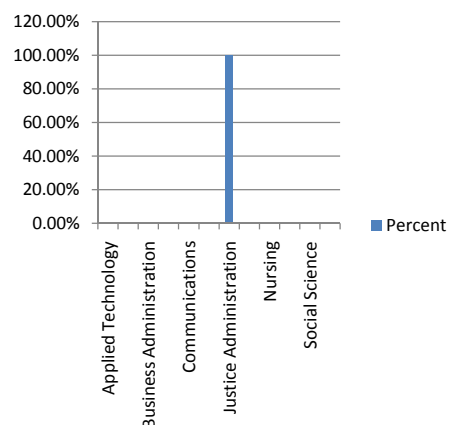
**Graduation Survey
May 2009
AA Criminal Justice Studies**

30. My major of study is: (Bachelor degree)

Reponses

Applied Technology
Biology
Business Administration
Business Information Technology
Communications
Community Counseling
Justice Administration
Liberal Arts
Nursing
Organizational Leadership
Social Science
Visual Arts
Total

Frequency	Percent
0	0.00%
0	0.00%
0	0.00%
0	0.00%
0	0.00%
0	0.00%
5	100.00%
0	0.00%
0	0.00%
0	0.00%
0	0.00%
0	0.00%
0	0.00%
5	100.00%

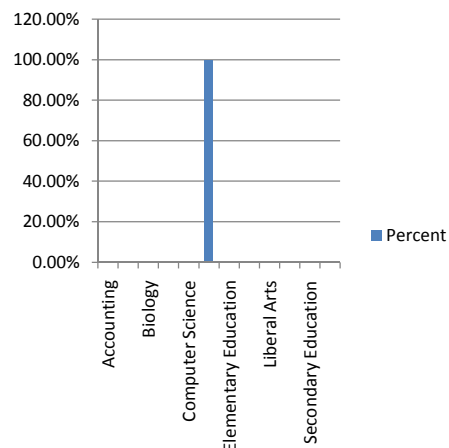


31. My major of study is: (Associate in Arts or Science)

Reponses

Accounting
Art
Biology
Business Administration
Computer Science
Criminal Justice Studies
Elementary Education
Legal Assisting
Liberal Arts
Physical Science
Secondary Education
Social Science
Total

Frequency	Percent
0	0.00%
0	0.00%
0	0.00%
0	0.00%
0	0.00%
7	100.00%
0	0.00%
0	0.00%
0	0.00%
0	0.00%
0	0.00%
0	0.00%
7	100.00%

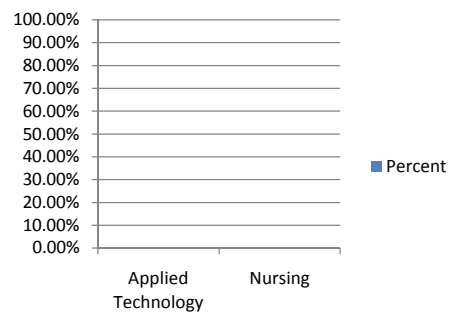


32. My major of study is: (Associate in Applied Science)

Reponses

Applied Technology
Nursing
Total

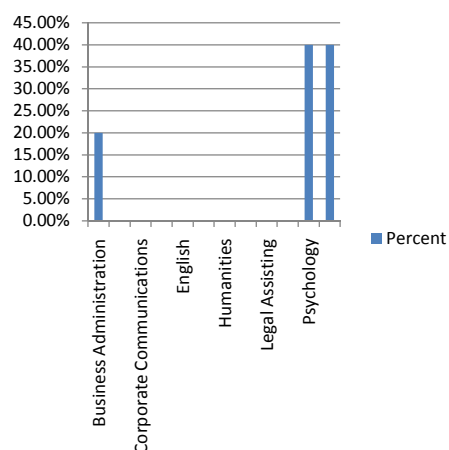
Frequency	Percent
0	0.00%
0	0.00%
0	0.00%



**Graduation Survey
May 2009
AA Criminal Justice Studies**

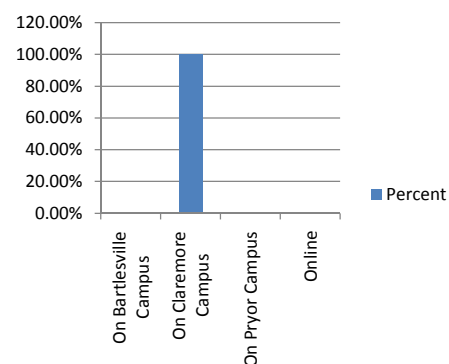
33. My minor is (applicable to bachelor's degree graduates only):

Reponses	Frequency	Percent
Business Administration	1	20.00%
Computer Science	0	0.00%
Corporate Communications	0	0.00%
Criminal Justice-COP	0	0.00%
English	0	0.00%
History	0	0.00%
Humanities	0	0.00%
Justice Administration	0	0.00%
Legal Assisting	0	0.00%
Political Science	0	0.00%
Psychology	2	40.00%
Sociology	2	40.00%
Total	5	100.00%



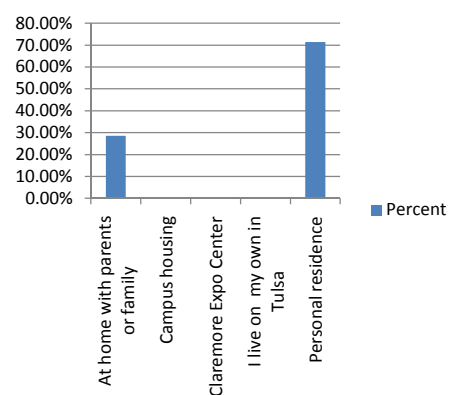
34. Most of my courses have been (Please mark one):

Reponses	Frequency	Percent
On Bartlesville Campus	0	0.00%
On Claremore Campus	7	100.00%
On Pryor Campus	0	0.00%
Online	0	0.00%
Total	7	100.00%



35. My residence during MOST of my education at RSU was:

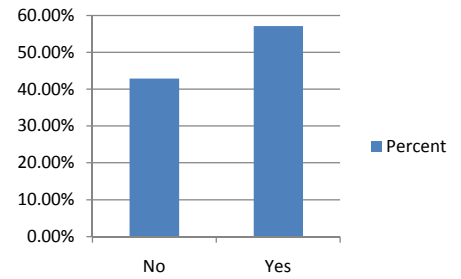
Reponses	Frequency	Percent
At home with parents or family	2	28.57%
Campus housing	0	0.00%
Claremore Expo Center	0	0.00%
I live on my own in Tulsa	0	0.00%
Personal residence	5	71.43%
Total	7	100.00%



**Graduation Survey
May 2009
AA Criminal Justice Studies**

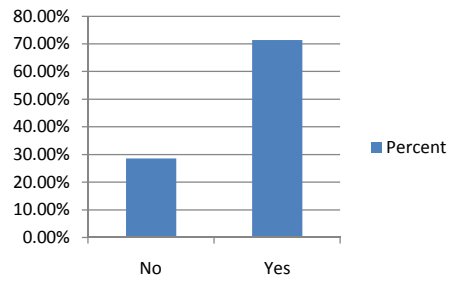
36. Are you the first person in your family to graduate with a Bachelor's degree?

Reponses	Frequency	Percent
No	3	42.86%
Yes	4	57.14%
Total	7	100.00%



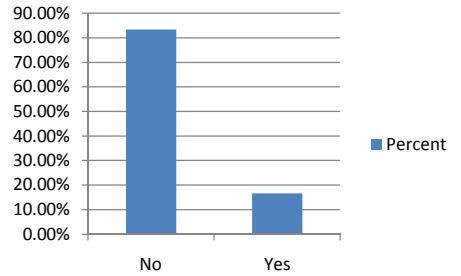
37. Are you the first person in your family to graduate with an Associate in Arts or Science degree?

Reponses	Frequency	Percent
No	2	28.57%
Yes	5	71.43%
Total	7	100.00%



38. Are you the first person in your family to graduate with an Associate in Applied Science degree?

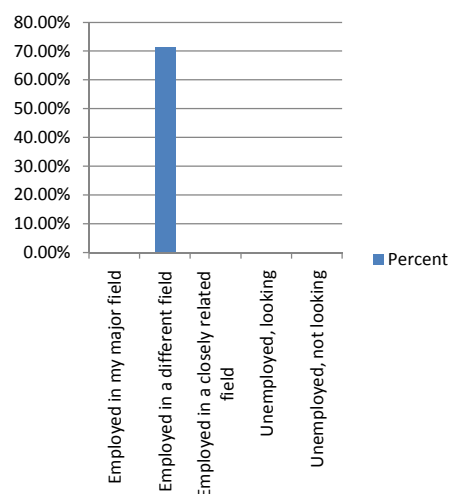
Reponses	Frequency	Percent
No	5	83.33%
Yes	1	16.67%
Total	6	100.00%



**Graduation Survey
May 2009
AA Criminal Justice Studies**

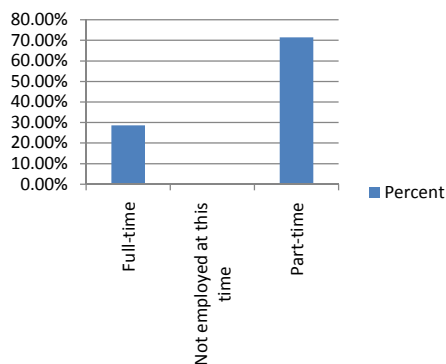
39. I am currently:

Reponses	Frequency	Percent
Employed in my major field	0	0.00%
Employed in a different field	5	71.43%
Employed in a closely related field	0	0.00%
Unemployed, looking	0	0.00%
Unemployed, not looking	0	0.00%
Rogers State University	1	14.29%
Cameron University	0	0.00%
University of Oklahoma	0	0.00%
NSU	0	0.00%
University of Oklahoma College of Pharmacy	0	0.00%
University of Tulsa	0	0.00%
Another Insitution	1	14.29%
At OSU and I am currently employed in my major field of study.	0	0.00%
Cameron University - Claremore Campus	0	0.00%
Florida Coastal Law School	0	0.00%
NOC	0	0.00%
Northeastern State University, Broken Arrow	0	0.00%
OSU-Tulsa	0	0.00%
Physical Therapy program	0	0.00%
TCC/OSU Tulsa	0	0.00%
Wichita State University	0	0.00%
Total	7	100.00%



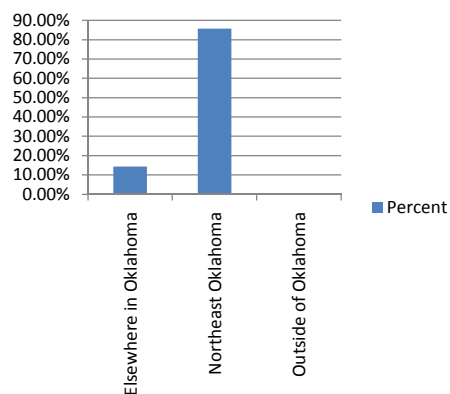
40. I am employed:

Reponses	Frequency	Percent
Full-time	2	28.57%
Not employed at this time	0	0.00%
Part-time	5	71.43%
Total	7	100.00%



41. I am employed in:

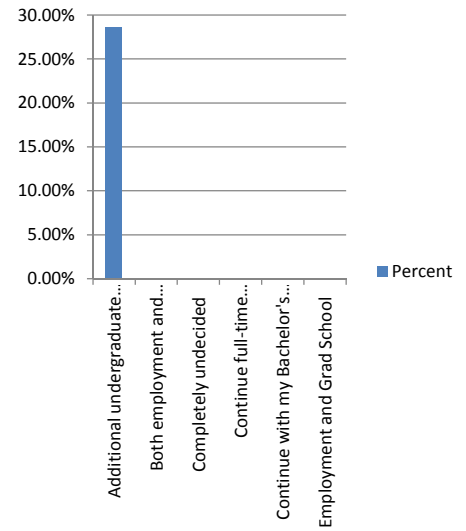
Reponses	Frequency	Percent
Elsewhere in Oklahoma	1	14.29%
Northeast Oklahoma	6	85.71%
Outside of Oklahoma	0	0.00%
Total	7	100.00%



**Graduation Survey
May 2009
AA Criminal Justice Studies**

42. My PRINCIPAL activity upon graduation MOST LIKELY will be:

Reponses	Frequency	Percent
Additional undergraduate coursework	2	28.57%
Both employment and graduate school part time	0	0.00%
Completely undecided	0	0.00%
Continue full-time employment, military, continue gra	0	0.00%
Continue with my Bachelor's elsewhere. Somewhere r	0	0.00%
Employment and Grad School	0	0.00%
Employment full-time while continuing my education ;	0	0.00%
Employment, full-time and continuing to get my bache	0	0.00%
Employment, full-time paid	3	42.86%
Employment, part-time paid	1	14.29%
Graduate or professional school, full-time	0	0.00%
Graduate or professional school, part-time	0	0.00%
I plan on working and continuing on with school	0	0.00%
Maternity leave and then employment full time	0	0.00%
Military Service	1	14.29%
Physical therapy assistant program; hopefully graduat	0	0.00%
Seek a different degree (Business is not good right now	0	0.00%
Starting or raising a family	0	0.00%
Total	7	100.00%



**Graduation Survey
May 2009
AA Criminal Justice Studies**

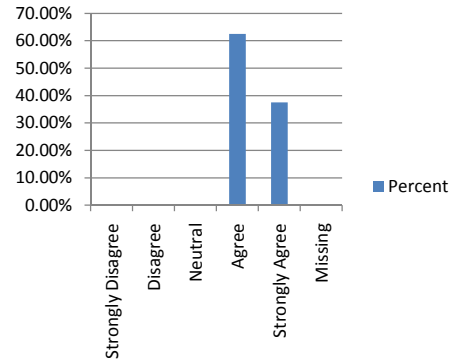
43. If you selected Graduate or Professional School in the previous question whether full or part-time, please list where and your major.

Responses	Frequency	Percent
Where = University of Oklahoma; Major = Law	0	0.00%
Where = Arkansas; Major = BIT	0	0.00%
Where = Bartlesville Small Animal Hospital ; Major = Biological Science Medical/Molecular	0	0.00%
Where = Jacksonville, Florida; Major = Law	0	0.00%
Where = Kansas State University ; Major = Communicatons	0	0.00%
Where = Law school; Major = Sociology	0	0.00%
Where = NOC; Major = Registered Nurse	0	0.00%
Where = NSU BA; Major = Accounting and Finance	0	0.00%
Where = NSU or RSU undecided on this ; Major = Community Counseling	0	0.00%
Where = NSU; Major = MBA	0	0.00%
Where = Oklahoma State University Health Sciences in Tulsa; Major = Forensic Science	1	100.00%
Where = Oklahoma University; Major = Nursing	0	0.00%
Where = OSU Medical School; Major = D.O. (Medicine)	0	0.00%
Where = OSU Tulsa; Major = Accounting	0	0.00%
Where = OSU Tulsa; Major = Business Admin	0	0.00%
Where = OSU Tulsa; Major = Community Counseling	0	0.00%
Where = OSU Tulsa; Major = MBA	0	0.00%
Where = OU Tulsa; Major = Human Relations	0	0.00%
Where = OU Tulsa; Major = Occupational Therapy	0	0.00%
Where = OU; Major = Pharmacy	0	0.00%
Where = Rogers State University; Major = Liberal Arts	0	0.00%
Where = RSU; Major = Bachelor's in Nursing	0	0.00%
Where = still looking; Major = MBA	0	0.00%
Where = TCC for PTA; OU Schusterman for Physical Therapy	0	0.00%
Where = Tulsa University; Major = Geology	0	0.00%
Where = University of Oklahoma College of Pharmacy; Major = PharmD	0	0.00%
Where = University of Oklahoma, Tulsa Campus; Major = Masters in Occupational Therapy	0	0.00%
Where = University of Oklahoma; Major = Pharmacy (Pharm. D.)	0	0.00%
Where = University of Oklahoma; Major = Physicians Assistant Program	0	0.00%
Where = University of Tulsa; Major = Biology	0	0.00%
Where = University of Tulsa; Major = English	0	0.00%
Where = unsure; Major = Theater	0	0.00%
Where = Wichita State University; Major = Psychology	0	0.00%
Total	1	100.00%

**Graduation Survey
May 2009
AA Elementary Education**

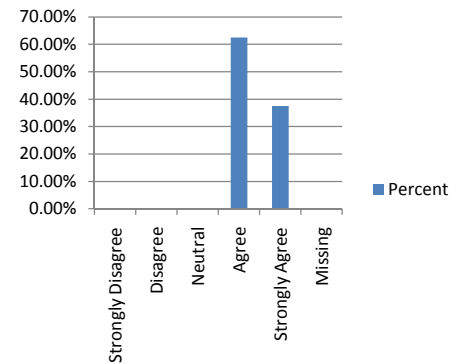
1. I received quality instruction in my general education courses.

Reponses	Frequency	Percent
Strongly Disagree	0	0.00%
Disagree	0	0.00%
Neutral	0	0.00%
Agree	5	62.50%
Strongly Agree	3	37.50%
Agree + Strongly Agree	8	100.00%
Total Valid	8	100.00%
Missing	0	0.00%
Total	8	100.00%



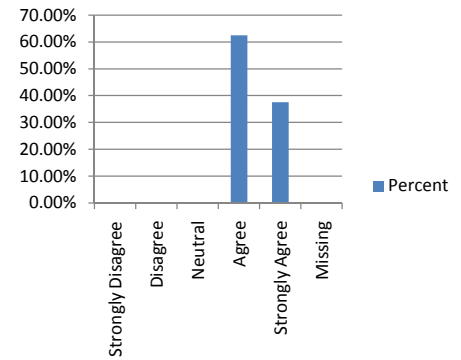
2. I received quality instruction in courses within my major.

Reponses	Frequency	Percent
Strongly Disagree	0	0.00%
Disagree	0	0.00%
Neutral	0	0.00%
Agree	5	62.50%
Strongly Agree	3	37.50%
Agree + Strongly Agree	8	100.00%
Total Valid	8	100.00%
Missing	0	0.00%
Total	8	100.00%



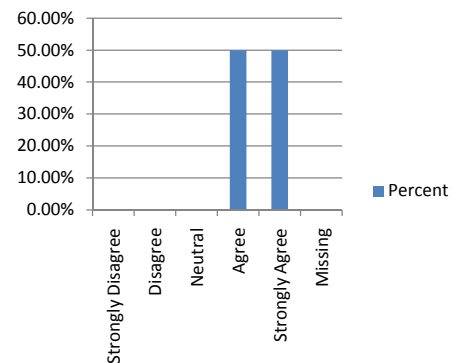
3. I am able to apply what I learned at RSU to my current experiences.

Reponses	Frequency	Percent
Strongly Disagree	0	0.00%
Disagree	0	0.00%
Neutral	0	0.00%
Agree	5	62.50%
Strongly Agree	3	37.50%
Agree + Strongly Agree	8	100.00%
Total Valid	8	100.00%
Missing	0	0.00%
Total	8	100.00%



4. I believe that RSU meets the educational needs of its students.

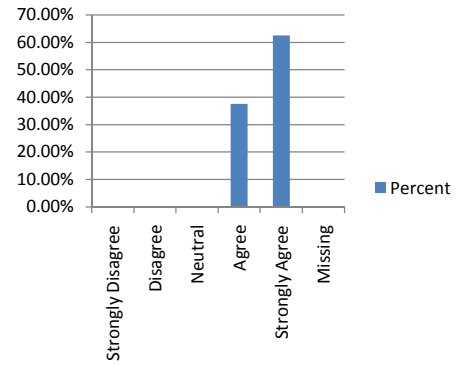
Reponses	Frequency	Percent
Strongly Disagree	0	0.00%
Disagree	0	0.00%
Neutral	0	0.00%
Agree	4	50.00%
Strongly Agree	4	50.00%
Agree + Strongly Agree	8	100.00%
Total Valid	8	100.00%
Missing	0	0.00%
Total	8	100.00%



**Graduation Survey
May 2009
AA Elementary Education**

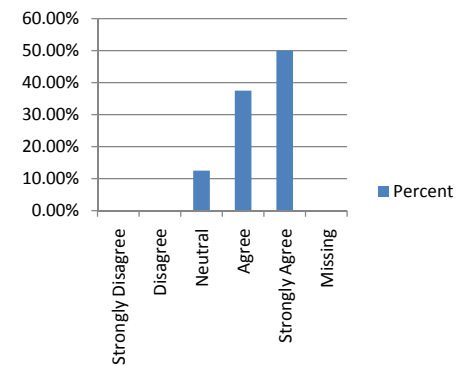
5. I believe RSU serves the educational needs of NE Oklahoma.

Reponses	Frequency	Percent
Strongly Disagree	0	0.00%
Disagree	0	0.00%
Neutral	0	0.00%
Agree	3	37.50%
Strongly Agree	5	62.50%
Agree + Strongly Agree	8	100.00%
Total Valid	8	100.00%
Missing	0	0.00%
Total	8	100.00%



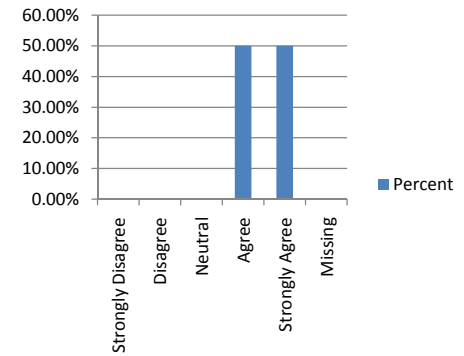
6. I believe I am competent in written and oral communication, scientific reasoning, and critical thinking.

Reponses	Frequency	Percent
Strongly Disagree	0	0.00%
Disagree	0	0.00%
Neutral	1	12.50%
Agree	3	37.50%
Strongly Agree	4	50.00%
Agree + Strongly Agree	7	87.50%
Total Valid	8	100.00%
Missing	0	0.00%
Total	8	100.00%



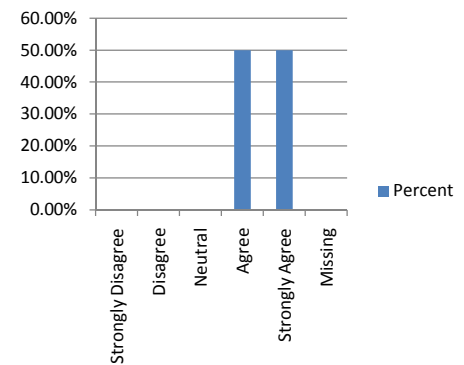
7. I believe that since attending RSU I can make better life and career decisions.

Reponses	Frequency	Percent
Strongly Disagree	0	0.00%
Disagree	0	0.00%
Neutral	0	0.00%
Agree	4	50.00%
Strongly Agree	4	50.00%
Agree + Strongly Agree	8	100.00%
Total Valid	8	100.00%
Missing	0	0.00%
Total	8	100.00%



8. I believe that I have a greater appreciation of diversity in terms of race, class, ethnicity, gender, religion, and/or nationality.

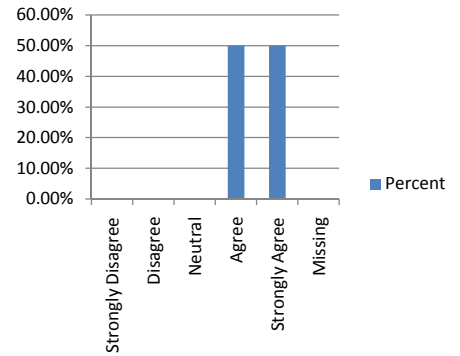
Reponses	Frequency	Percent
Strongly Disagree	0	0.00%
Disagree	0	0.00%
Neutral	0	0.00%
Agree	4	50.00%
Strongly Agree	4	50.00%
Agree + Strongly Agree	8	100.00%
Total Valid	8	100.00%
Missing	0	0.00%
Total	8	100.00%



**Graduation Survey
May 2009
AA Elementary Education**

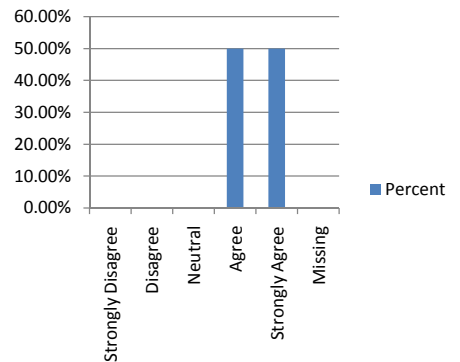
9. I believe that the educational goals I set for myself at RSU were met.

Reponses	Frequency	Percent
Strongly Disagree	0	0.00%
Disagree	0	0.00%
Neutral	0	0.00%
Agree	4	50.00%
Strongly Agree	4	50.00%
Agree + Strongly Agree	8	100.00%
Total Valid	8	100.00%
Missing	0	0.00%
Total	8	100.00%



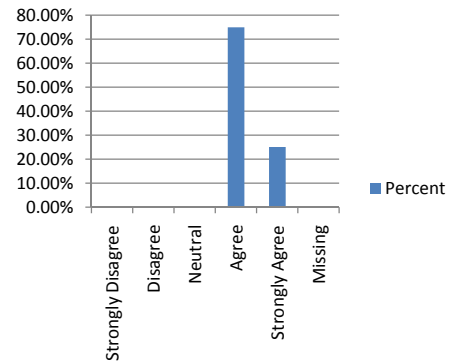
10. Overall, I am satisfied with the instruction I received at RSU.

Reponses	Frequency	Percent
Strongly Disagree	0	0.00%
Disagree	0	0.00%
Neutral	0	0.00%
Agree	4	50.00%
Strongly Agree	4	50.00%
Agree + Strongly Agree	8	100.00%
Total Valid	8	100.00%
Missing	0	0.00%
Total	8	100.00%



11. Faculty show a high degree of interest in student learning.

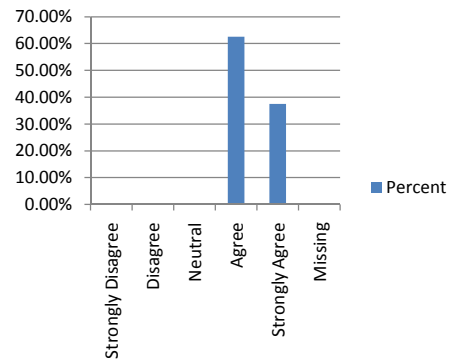
Reponses	Frequency	Percent
Strongly Disagree	0	0.00%
Disagree	0	0.00%
Neutral	0	0.00%
Agree	6	75.00%
Strongly Agree	2	25.00%
Agree + Strongly Agree	8	100.00%
Total Valid	8	100.00%
Missing	0	0.00%
Total	8	100.00%



**Graduation Survey
May 2009
AA Elementary Education**

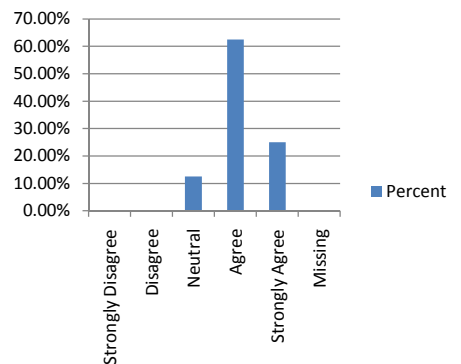
12. Faculty teaching general education courses were well prepared for the courses they taught.

Reponses	Frequency	Percent
Strongly Disagree	0	0.00%
Disagree	0	0.00%
Neutral	0	0.00%
Agree	5	62.50%
Strongly Agree	3	37.50%
Agree + Strongly Agree	8	100.00%
Total Valid	8	100.00%
Missing	0	0.00%
Total	8	100.00%



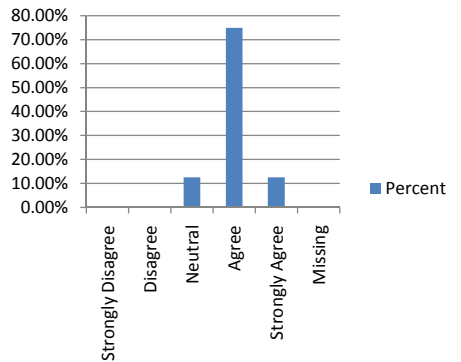
13. Faculty teaching courses in my major were well prepared for the courses they taught.

Reponses	Frequency	Percent
Strongly Disagree	0	0.00%
Disagree	0	0.00%
Neutral	1	12.50%
Agree	5	62.50%
Strongly Agree	2	25.00%
Agree + Strongly Agree	7	87.50%
Total Valid	8	100.00%
Missing	0	0.00%
Total	8	100.00%



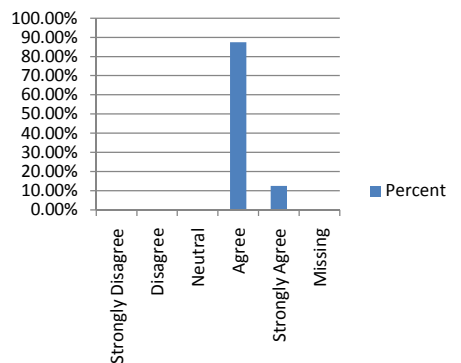
14. Faculty were available during their office hours.

Reponses	Frequency	Percent
Strongly Disagree	0	0.00%
Disagree	0	0.00%
Neutral	1	12.50%
Agree	6	75.00%
Strongly Agree	1	12.50%
Agree + Strongly Agree	7	87.50%
Total Valid	8	100.00%
Missing	0	0.00%
Total	8	100.00%



15. Faculty teaching general education courses demonstrated a concern for my progress.

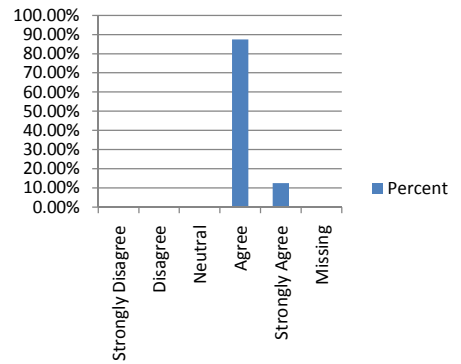
Reponses	Frequency	Percent
Strongly Disagree	0	0.00%
Disagree	0	0.00%
Neutral	0	0.00%
Agree	7	87.50%
Strongly Agree	1	12.50%
Agree + Strongly Agree	8	100.00%
Total Valid	8	100.00%
Missing	0	0.00%
Total	8	100.00%



**Graduation Survey
May 2009
AA Elementary Education**

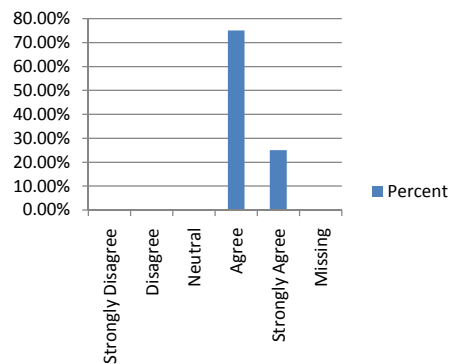
16. Faculty teaching courses in my major demonstrated a concern for my progress.

Reponses	Frequency	Percent
Strongly Disagree	0	0.00%
Disagree	0	0.00%
Neutral	0	0.00%
Agree	7	87.50%
Strongly Agree	1	12.50%
Agree + Strongly Agree	8	100.00%
Total Valid	8	100.00%
Missing	0	0.00%
Total	8	100.00%



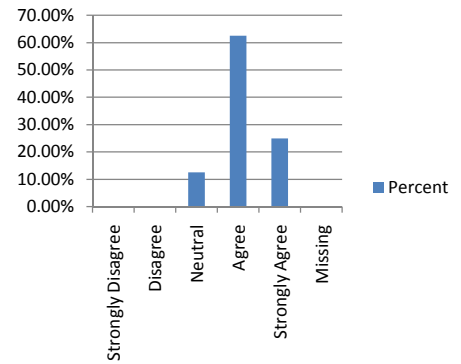
17. My faculty/academic advisor was available.

Reponses	Frequency	Percent
Strongly Disagree	0	0.00%
Disagree	0	0.00%
Neutral	0	0.00%
Agree	6	75.00%
Strongly Agree	2	25.00%
Agree + Strongly Agree	8	100.00%
Total Valid	8	100.00%
Missing	0	0.00%
Total	8	100.00%



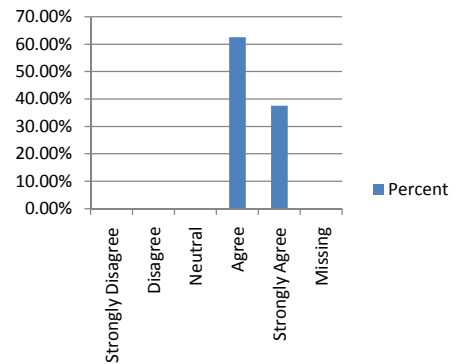
18. My faculty/academic advisor guided me toward my academic and career goals.

Reponses	Frequency	Percent
Strongly Disagree	0	0.00%
Disagree	0	0.00%
Neutral	1	12.50%
Agree	5	62.50%
Strongly Agree	2	25.00%
Agree + Strongly Agree	7	87.50%
Total Valid	8	100.00%
Missing	0	0.00%
Total	8	100.00%



19. Smaller course sizes (25 or fewer) increased my ability to learn.

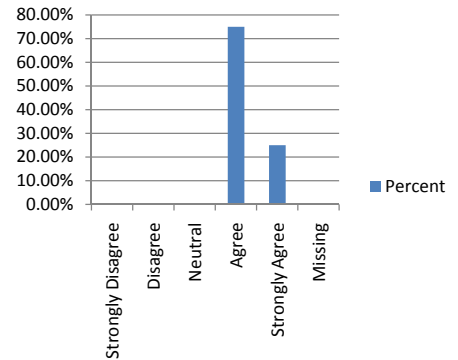
Reponses	Frequency	Percent
Strongly Disagree	0	0.00%
Disagree	0	0.00%
Neutral	0	0.00%
Agree	5	62.50%
Strongly Agree	3	37.50%
Agree + Strongly Agree	8	100.00%
Total Valid	8	100.00%
Missing	0	0.00%
Total	8	100.00%



**Graduation Survey
May 2009
AA Elementary Education**

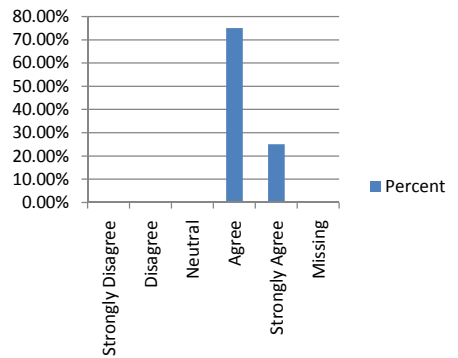
20. Courses were generally scheduled in a time frame that met my needs.

Reponses	Frequency	Percent
Strongly Disagree	0	0.00%
Disagree	0	0.00%
Neutral	0	0.00%
Agree	6	75.00%
Strongly Agree	2	25.00%
Agree + Strongly Agree	8	100.00%
Total Valid	8	100.00%
Missing	0	0.00%
Total	8	100.00%



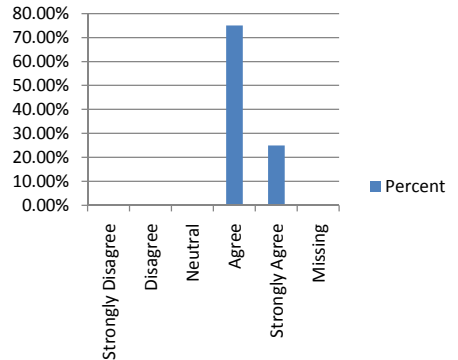
21. Grading and evaluation methods were fair and reflected my learning.

Reponses	Frequency	Percent
Strongly Disagree	0	0.00%
Disagree	0	0.00%
Neutral	0	0.00%
Agree	6	75.00%
Strongly Agree	2	25.00%
Agree + Strongly Agree	8	100.00%
Total Valid	8	100.00%
Missing	0	0.00%
Total	8	100.00%



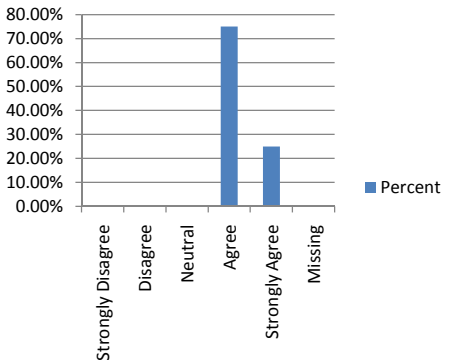
22. The course descriptions in the Bulletin adequately described the courses.

Reponses	Frequency	Percent
Strongly Disagree	0	0.00%
Disagree	0	0.00%
Neutral	0	0.00%
Agree	6	75.00%
Strongly Agree	2	25.00%
Agree + Strongly Agree	8	100.00%
Total Valid	8	100.00%
Missing	0	0.00%
Total	8	100.00%



23. Electronic course supplements were appropriate for the courses being taught.

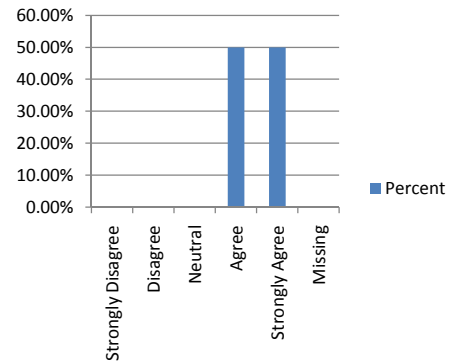
Reponses	Frequency	Percent
Strongly Disagree	0	0.00%
Disagree	0	0.00%
Neutral	0	0.00%
Agree	6	75.00%
Strongly Agree	2	25.00%
Agree + Strongly Agree	8	100.00%
Total Valid	8	100.00%
Missing	0	0.00%
Total	8	100.00%



**Graduation Survey
May 2009
AA Elementary Education**

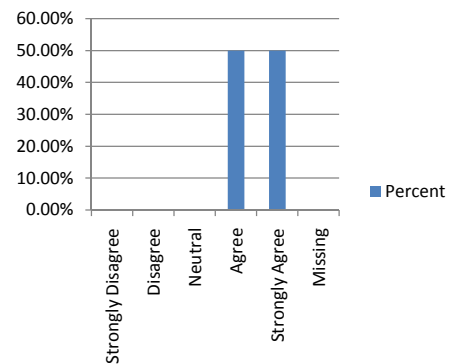
24. Considering what I now know, I would attend RSU again.

Reponses	Frequency	Percent
Strongly Disagree	0	0.00%
Disagree	0	0.00%
Neutral	0	0.00%
Agree	4	50.00%
Strongly Agree	4	50.00%
Agree + Strongly Agree	8	100.00%
Total Valid	8	100.00%
Missing	0	0.00%
Total	8	100.00%



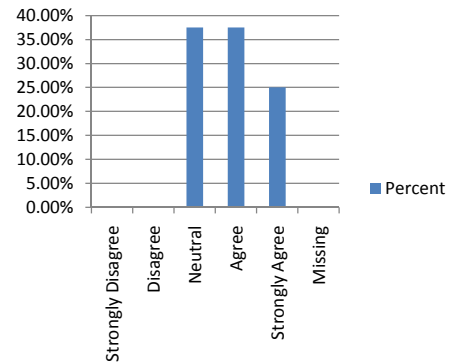
25. I would encourage my family and friends to attend RSU.

Reponses	Frequency	Percent
Strongly Disagree	0	0.00%
Disagree	0	0.00%
Neutral	0	0.00%
Agree	4	50.00%
Strongly Agree	4	50.00%
Agree + Strongly Agree	8	100.00%
Total Valid	8	100.00%
Missing	0	0.00%
Total	8	100.00%



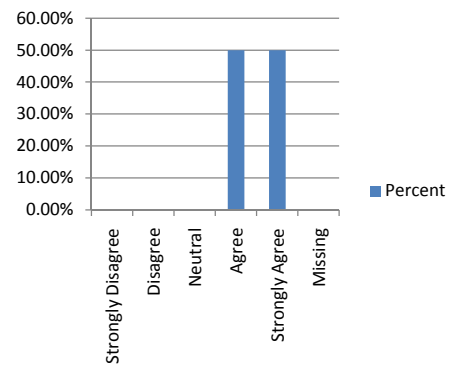
26. The Career Placement Service was helpful.

Reponses	Frequency	Percent
Strongly Disagree	0	0.00%
Disagree	0	0.00%
Neutral	3	37.50%
Agree	3	37.50%
Strongly Agree	2	25.00%
Agree + Strongly Agree	5	62.50%
Total Valid	8	100.00%
Missing	0	0.00%
Total	8	100.00%



27. Overall, my student life experiences at RSU were positive.

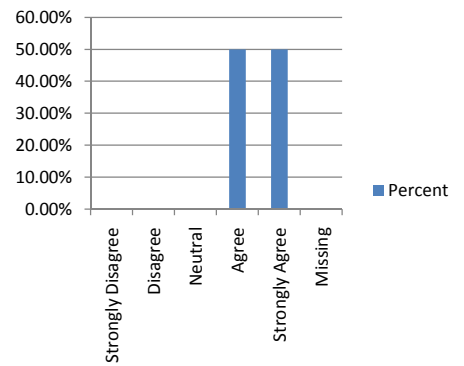
Reponses	Frequency	Percent
Strongly Disagree	0	0.00%
Disagree	0	0.00%
Neutral	0	0.00%
Agree	4	50.00%
Strongly Agree	4	50.00%
Agree + Strongly Agree	8	100.00%
Total Valid	8	100.00%
Missing	0	0.00%
Total	8	100.00%



**Graduation Survey
May 2009
AA Elementary Education**

28. Overall, I am satisfied with the entire educational experience at RSU.

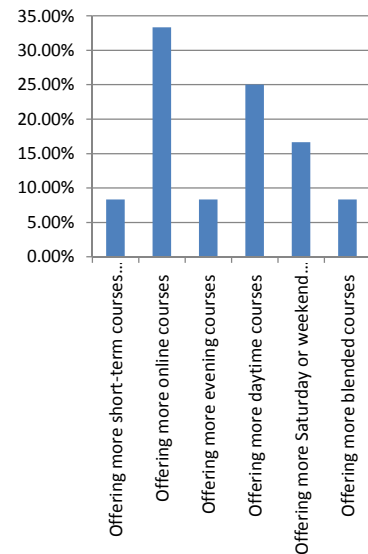
Reponses	Frequency	Percent
Strongly Disagree	0	0.00%
Disagree	0	0.00%
Neutral	0	0.00%
Agree	4	50.00%
Strongly Agree	4	50.00%
Agree + Strongly Agree	8	100.00%
Total Valid	8	100.00%
Missing	0	0.00%
Total	8	100.00%



**Graduation Survey
May 2009
AA Elementary Education**

29. RSU could improve the educational programs to better meet my needs by: (check all that apply)

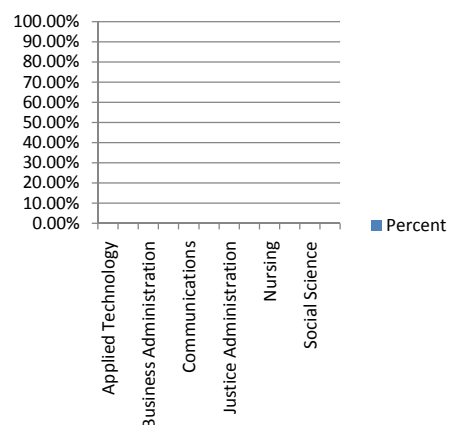
Reponses	Frequency	Percent
Offering more short-term courses (example: 4 or 8 weeks)	1	8.33%
Offering more online courses	4	33.33%
Offering more evening courses	1	8.33%
Offering more daytime courses	3	25.00%
Offering more Saturday or weekend courses	2	16.67%
Offering more blended courses	1	8.33%
Get teaching programs	0	0.00%
Make sure the instructor is actually "teaching" the assigned subject.	0	0.00%
Offering nursing program that goes straight through to bsn.	0	0.00%
Improvement of science labs (facilities and equipment)	0	0.00%
Offering more majors	0	0.00%
Knowing that there is now an Elementary Education BA degree program on your campus. It is not even in the list below.	0	0.00%
Having a variety of teachers teaching the courses instead of just two for the major	0	0.00%
More medical/molecular classes	0	0.00%
Some classes have not been offered at all! i.e. Values and Ethics has not been offered for the past 2 years!!	0	0.00%
More than just one time slot available for courses	0	0.00%
I don't think assignments should be given out over break or a week before finals...it takes away from taking a chance to relax and/or study for finals!	0	0.00%
More upper division med/molecular classes	0	0.00%
Offering more of the junior and senior level courses every semester.	0	0.00%
Offer CJA classes more often	0	0.00%
Having a class offered year round especially in the biology department	0	0.00%
Offer more psychology courses in general. RSU needs to hire more faculty.	0	0.00%
Offering more two day classes (MW or TR)	0	0.00%
Offering courses applicable to nursing students on Wed-Fri in order to comply with their required clinical days.	0	0.00%
Photography courses during the day.	0	0.00%
Accept more CLEP tests. Advertise CLEP and advanced standing tests more.	0	0.00%
What about Elementary education for ?	0	0.00%
Offering more courses during the summer term for Criminal Justice students	0	0.00%
RSU needs better career placement & the academic advisors were not helpful.	0	0.00%
Better counseling as what classes to take, before taking another one.	0	0.00%
Changes in Internship policy	0	0.00%
Total	12	100.00%



**Graduation Survey
May 2009
AA Elementary Education**

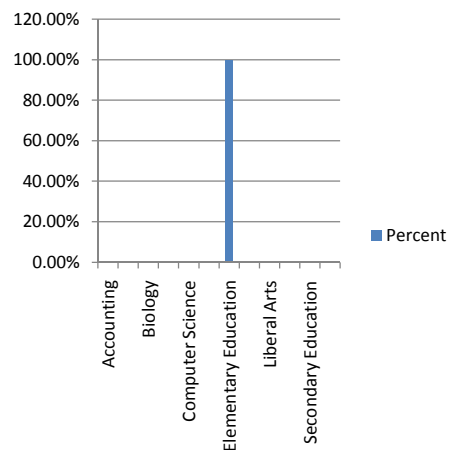
30. My major of study is: (Bachelor degree)

Reponses	Frequency	Percent
Applied Technology	0	0.00%
Biology	0	0.00%
Business Administration	0	0.00%
Business Information Technology	0	0.00%
Communications	0	0.00%
Community Counseling	0	0.00%
Justice Administration	0	0.00%
Liberal Arts	0	0.00%
Nursing	0	0.00%
Organizational Leadership	0	0.00%
Social Science	0	0.00%
Visual Arts	0	0.00%
Total	0	0.00%



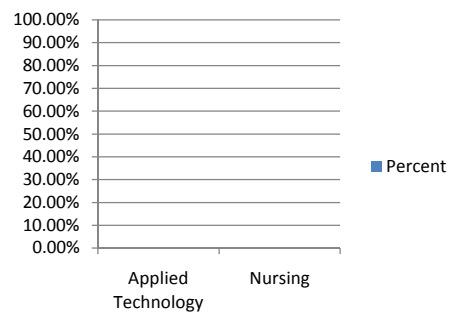
31. My major of study is: (Associate in Arts or Science)

Reponses	Frequency	Percent
Accounting	0	0.00%
Art	0	0.00%
Biology	0	0.00%
Business Administration	0	0.00%
Computer Science	0	0.00%
Criminal Justice Studies	0	0.00%
Elementary Education	8	100.00%
Legal Assisting	0	0.00%
Liberal Arts	0	0.00%
Physical Science	0	0.00%
Secondary Education	0	0.00%
Social Science	0	0.00%
Total	8	100.00%



32. My major of study is: (Associate in Applied Science)

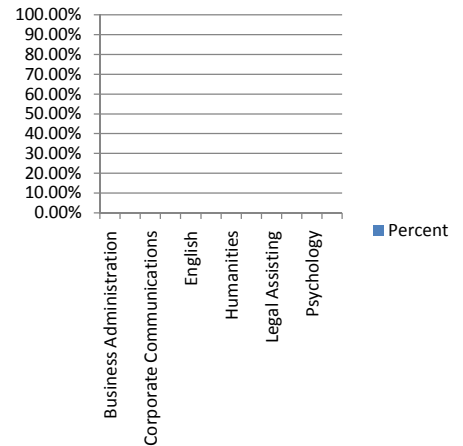
Reponses	Frequency	Percent
Applied Technology	0	0.00%
Nursing	0	0.00%
Total	0	0.00%



**Graduation Survey
May 2009
AA Elementary Education**

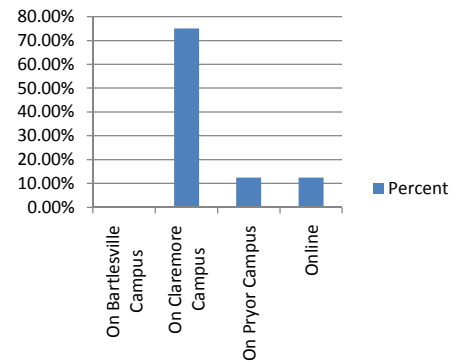
33. My minor is (applicable to bachelor's degree graduates only):

Reponses	Frequency	Percent
Business Administration	0	0.00%
Computer Science	0	0.00%
Corporate Communications	0	0.00%
Criminal Justice-COP	0	0.00%
English	0	0.00%
History	0	0.00%
Humanities	0	0.00%
Justice Administration	0	0.00%
Legal Assisting	0	0.00%
Political Science	0	0.00%
Psychology	0	0.00%
Sociology	0	0.00%
Total	0	0.00%



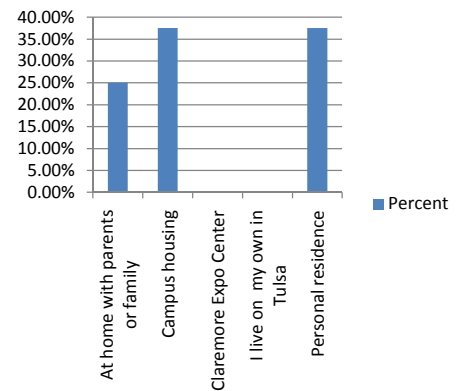
34. Most of my courses have been (Please mark one):

Reponses	Frequency	Percent
On Bartlesville Campus	0	0.00%
On Claremore Campus	6	75.00%
On Pryor Campus	1	12.50%
Online	1	12.50%
Total	8	100.00%



35. My residence during MOST of my education at RSU was:

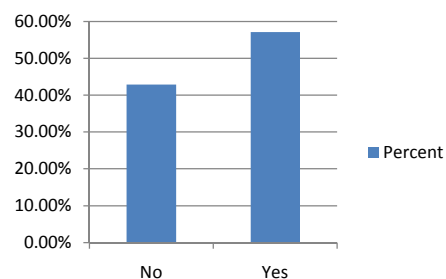
Reponses	Frequency	Percent
At home with parents or family	2	25.00%
Campus housing	3	37.50%
Claremore Expo Center	0	0.00%
I live on my own in Tulsa	0	0.00%
Personal residence	3	37.50%
Total	8	100.00%



**Graduation Survey
May 2009
AA Elementary Education**

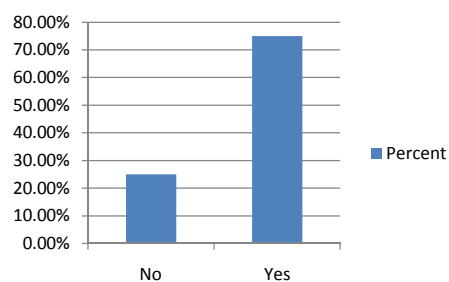
36. Are you the first person in your family to graduate with a Bachelor's degree?

Reponses	Frequency	Percent
No	3	42.86%
Yes	4	57.14%
Total	7	100.00%



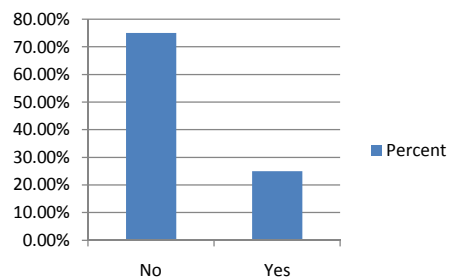
37. Are you the first person in your family to graduate with an Associate in Arts or Science degree?

Reponses	Frequency	Percent
No	2	25.00%
Yes	6	75.00%
Total	8	100.00%



38. Are you the first person in your family to graduate with an Associate in Applied Science degree?

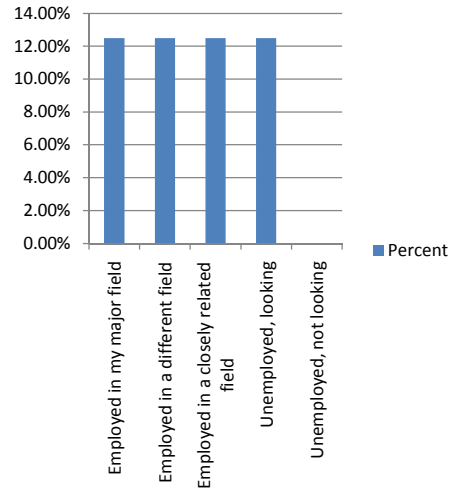
Reponses	Frequency	Percent
No	3	75.00%
Yes	1	25.00%
Total	4	100.00%



**Graduation Survey
May 2009
AA Elementary Education**

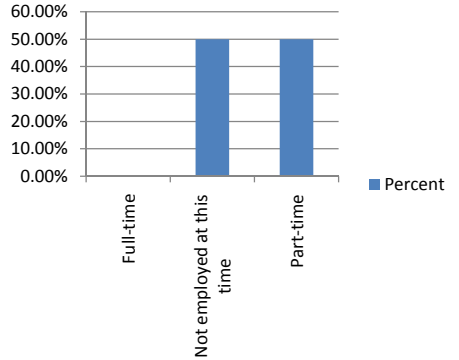
39. I am currently:

Reponses	Frequency	Percent
Employed in my major field	1	12.50%
Employed in a different field	1	12.50%
Employed in a closely related field	1	12.50%
Unemployed, looking	1	12.50%
Unemployed, not looking	0	0.00%
Rogers State University	0	0.00%
Cameron University	2	25.00%
University of Oklahoma	0	0.00%
NSU	1	12.50%
University of Oklahoma College of Pharmacy	0	0.00%
University of Tulsa	0	0.00%
Another Insitution	0	0.00%
At OSU and I am currently employed in my major field of study.	0	0.00%
Cameron University - Claremore Campus	1	12.50%
Florida Coastal Law School	0	0.00%
NOC	0	0.00%
Northeastern State University, Broken Arrow	0	0.00%
OSU-Tulsa	0	0.00%
Physical Therapy program	0	0.00%
TCC/OSU Tulsa	0	0.00%
Wichita State University	0	0.00%
Total	8	100.00%



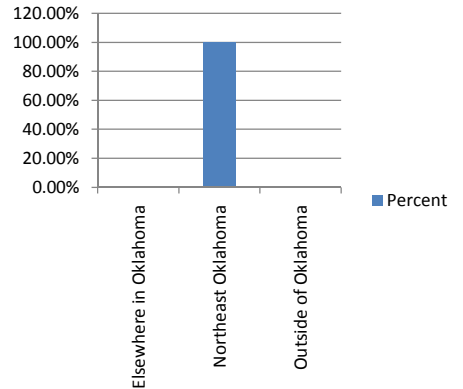
40. I am employed:

Reponses	Frequency	Percent
Full-time	0	0.00%
Not employed at this time	4	50.00%
Part-time	4	50.00%
Total	8	100.00%



41. I am employed in:

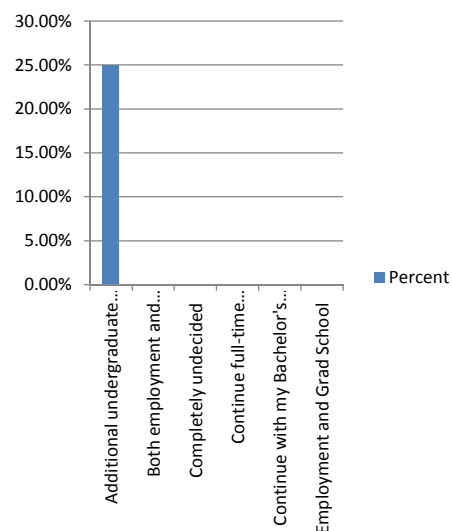
Reponses	Frequency	Percent
Elsewhere in Oklahoma	0	0.00%
Northeast Oklahoma	4	100.00%
Outside of Oklahoma	0	0.00%
Total	4	100.00%



**Graduation Survey
May 2009
AA Elementary Education**

42. My PRINCIPAL activity upon graduation MOST LIKELY will be:

Reponses	Frequency	Percent
Additional undergraduate coursework	2	25.00%
Both employment and graduate school part time	0	0.00%
Completely undecided	0	0.00%
Continue full-time employment, military, continue gra	0	0.00%
Continue with my Bachelor's elsewhere. Somewhere r	0	0.00%
Employment and Grad School	0	0.00%
Employment full-time while continuing my education ;	0	0.00%
Employment, full-time and continuing to get my bache	0	0.00%
Employment, full-time paid	4	50.00%
Employment, part-time paid	1	12.50%
Graduate or professional school, full-time	1	12.50%
Graduate or professional school, part-time	0	0.00%
I plan on working and continuing on with school	0	0.00%
Maternity leave and then employment full time	0	0.00%
Military Service	0	0.00%
Physical therapy assistant program; hopefully graduat	0	0.00%
Seek a different degree (Business is not good right now	0	0.00%
Starting or raising a family	0	0.00%
Total	8	100.00%



**Graduation Survey
May 2009
AA Elementary Education**

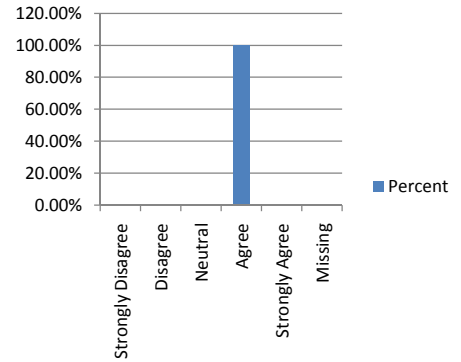
43. If you selected Graduate or Professional School in the previous question whether full or part-time, please list where and your major.

Responses	Frequency	Percent
Where = University of Oklahoma; Major = Law	0	0.00%
Where = Arkansas; Major = BIT	0	0.00%
Where = Bartlesville Small Animal Hospital ; Major = Biological Science Medical/Molecular	0	0.00%
Where = Jacksonville, Florida; Major = Law	0	0.00%
Where = Kansas State University ; Major = Communicatons	0	0.00%
Where = Law school; Major = Sociology	0	0.00%
Where = NOC; Major = Registered Nurse	0	0.00%
Where = NSU BA; Major = Accounting and Finance	0	0.00%
Where = NSU or RSU undecided on this ; Major = Community Counseling	1	100.00%
Where = NSU; Major = MBA	0	0.00%
Where = Oklahoma State University Health Sciences in Tulsa; Major = Forensic Science	0	0.00%
Where = Oklahoma University; Major = Nursing	0	0.00%
Where = OSU Medical School; Major = D.O. (Medicine)	0	0.00%
Where = OSU Tulsa; Major = Accounting	0	0.00%
Where = OSU Tulsa; Major = Business Admin	0	0.00%
Where = OSU Tulsa; Major = Community Counseling	0	0.00%
Where = OSU Tulsa; Major = MBA	0	0.00%
Where = OU Tulsa; Major = Human Relations	0	0.00%
Where = OU Tulsa; Major = Occupational Therapy	0	0.00%
Where = OU; Major = Pharmacy	0	0.00%
Where = Rogers State University; Major = Liberal Arts	0	0.00%
Where = RSU; Major = Bachelor's in Nursing	0	0.00%
Where = still looking; Major = MBA	0	0.00%
Where = TCC for PTA; OU Schusterman for Physical Therapy	0	0.00%
Where = Tulsa University; Major = Geology	0	0.00%
Where = University of Oklahoma College of Pharmacy; Major = PharmD	0	0.00%
Where = University of Oklahoma, Tulsa Campus; Major = Masters in Occupational Therapy	0	0.00%
Where = University of Oklahoma; Major = Pharmacy (Pharm. D.)	0	0.00%
Where = University of Oklahoma; Major = Physicians Assistant Program	0	0.00%
Where = University of Tulsa; Major = Biology	0	0.00%
Where = University of Tulsa; Major = English	0	0.00%
Where = unsure; Major = Theater	0	0.00%
Where = Wichita State University; Major = Psychology	0	0.00%
Total	1	100.00%

**Graduation Survey
May 2009
AA Legal Assisting**

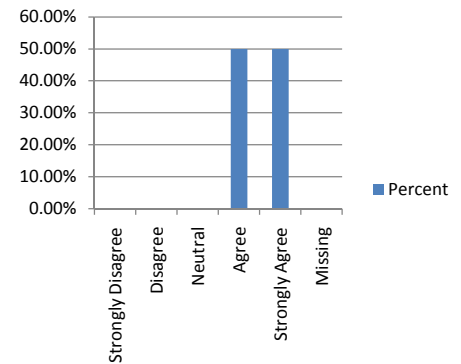
1. I received quality instruction in my general education courses.

Reponses	Frequency	Percent
Strongly Disagree	0	0.00%
Disagree	0	0.00%
Neutral	0	0.00%
Agree	2	100.00%
Strongly Agree	0	0.00%
Agree + Strongly Agree	2	100.00%
Total Valid	2	100.00%
Missing	0	0.00%
Total	2	100.00%



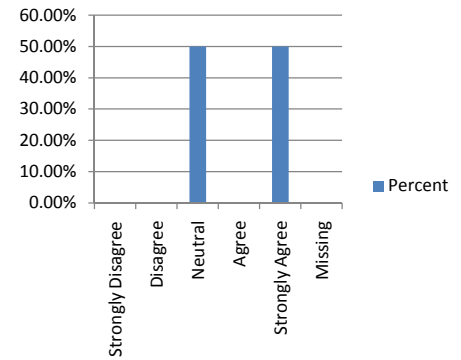
2. I received quality instruction in courses within my major.

Reponses	Frequency	Percent
Strongly Disagree	0	0.00%
Disagree	0	0.00%
Neutral	0	0.00%
Agree	1	50.00%
Strongly Agree	1	50.00%
Agree + Strongly Agree	2	100.00%
Total Valid	2	100.00%
Missing	0	0.00%
Total	2	100.00%



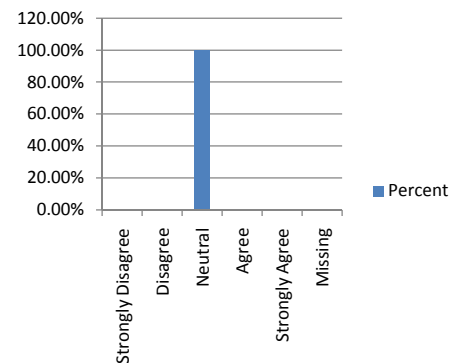
3. I am able to apply what I learned at RSU to my current experiences.

Reponses	Frequency	Percent
Strongly Disagree	0	0.00%
Disagree	0	0.00%
Neutral	1	50.00%
Agree	0	0.00%
Strongly Agree	1	50.00%
Agree + Strongly Agree	1	50.00%
Total Valid	2	100.00%
Missing	0	0.00%
Total	2	100.00%



4. I believe that RSU meets the educational needs of its students.

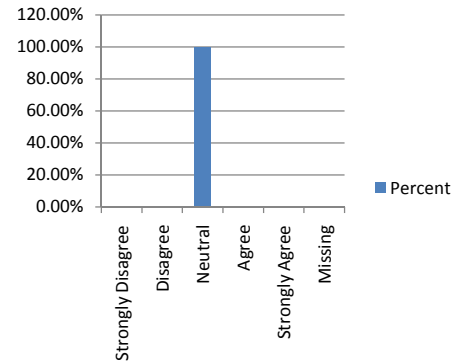
Reponses	Frequency	Percent
Strongly Disagree	0	0.00%
Disagree	0	0.00%
Neutral	2	100.00%
Agree	0	0.00%
Strongly Agree	0	0.00%
Agree + Strongly Agree	0	0.00%
Total Valid	2	100.00%
Missing	0	0.00%
Total	2	100.00%



**Graduation Survey
May 2009
AA Legal Assisting**

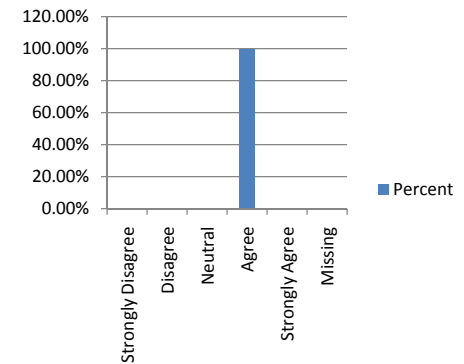
5. I believe RSU serves the educational needs of NE Oklahoma.

Reponses	Frequency	Percent
Strongly Disagree	0	0.00%
Disagree	0	0.00%
Neutral	2	100.00%
Agree	0	0.00%
Strongly Agree	0	0.00%
Agree + Strongly Agree	0	0.00%
Total Valid	2	100.00%
Missing	0	0.00%
Total	2	100.00%



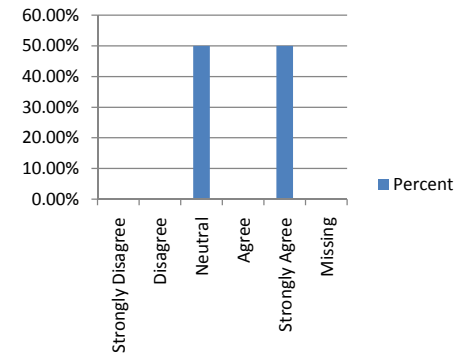
6. I believe I am competent in written and oral communication, scientific reasoning, and critical thinking.

Reponses	Frequency	Percent
Strongly Disagree	0	0.00%
Disagree	0	0.00%
Neutral	0	0.00%
Agree	2	100.00%
Strongly Agree	0	0.00%
Agree + Strongly Agree	2	100.00%
Total Valid	2	100.00%
Missing	0	0.00%
Total	2	100.00%



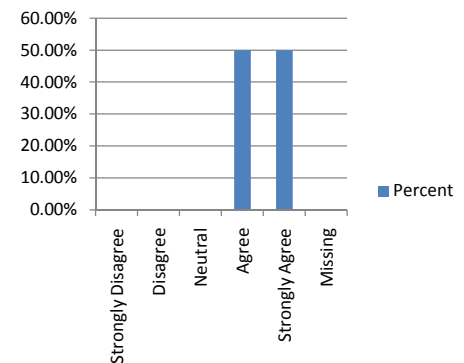
7. I believe that since attending RSU I can make better life and career decisions.

Reponses	Frequency	Percent
Strongly Disagree	0	0.00%
Disagree	0	0.00%
Neutral	1	50.00%
Agree	0	0.00%
Strongly Agree	1	50.00%
Agree + Strongly Agree	1	50.00%
Total Valid	2	100.00%
Missing	0	0.00%
Total	2	100.00%



8. I believe that I have a greater appreciation of diversity in terms of race, class, ethnicity, gender, religion, and/or nationality.

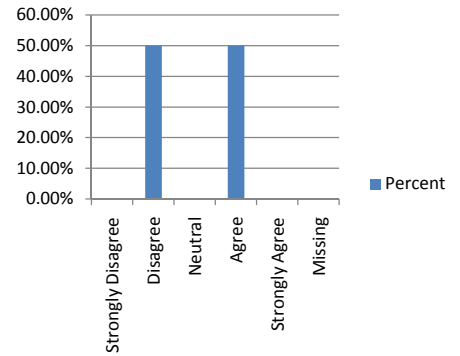
Reponses	Frequency	Percent
Strongly Disagree	0	0.00%
Disagree	0	0.00%
Neutral	0	0.00%
Agree	1	50.00%
Strongly Agree	1	50.00%
Agree + Strongly Agree	2	100.00%
Total Valid	2	100.00%
Missing	0	0.00%
Total	2	100.00%



**Graduation Survey
May 2009
AA Legal Assisting**

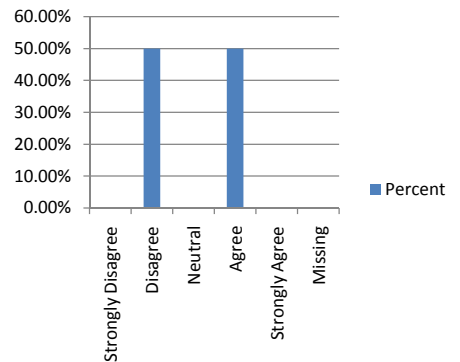
9. I believe that the educational goals I set for myself at RSU were met.

Reponses	Frequency	Percent
Strongly Disagree	0	0.00%
Disagree	1	50.00%
Neutral	0	0.00%
Agree	1	50.00%
Strongly Agree	0	0.00%
Agree + Strongly Agree	1	50.00%
Total Valid	2	100.00%
Missing	0	0.00%
Total	2	100.00%



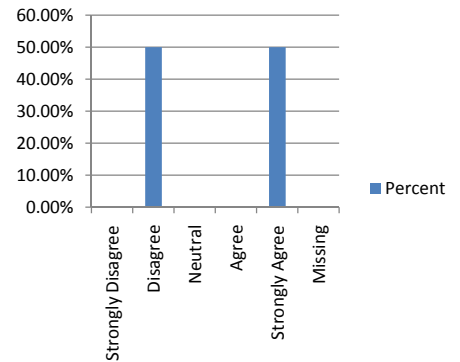
10. Overall, I am satisfied with the instruction I received at RSU.

Reponses	Frequency	Percent
Strongly Disagree	0	0.00%
Disagree	1	50.00%
Neutral	0	0.00%
Agree	1	50.00%
Strongly Agree	0	0.00%
Agree + Strongly Agree	1	50.00%
Total Valid	2	100.00%
Missing	0	0.00%
Total	2	100.00%



11. Faculty show a high degree of interest in student learning.

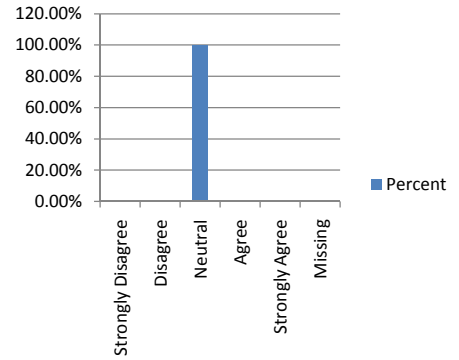
Reponses	Frequency	Percent
Strongly Disagree	0	0.00%
Disagree	1	50.00%
Neutral	0	0.00%
Agree	0	0.00%
Strongly Agree	1	50.00%
Agree + Strongly Agree	1	50.00%
Total Valid	2	100.00%
Missing	0	0.00%
Total	2	100.00%



**Graduation Survey
May 2009
AA Legal Assisting**

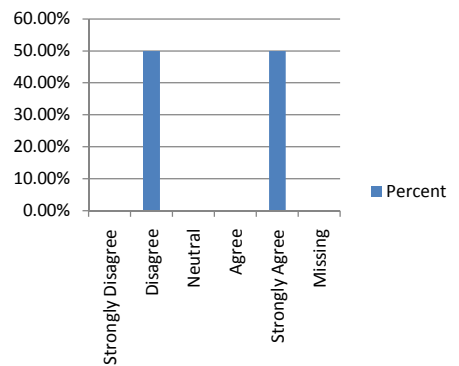
12. Faculty teaching general education courses were well prepared for the courses they taught.

Reponses	Frequency	Percent
Strongly Disagree	0	0.00%
Disagree	0	0.00%
Neutral	2	100.00%
Agree	0	0.00%
Strongly Agree	0	0.00%
Agree + Strongly Agree	0	0.00%
Total Valid	2	100.00%
Missing	0	0.00%
Total	2	100.00%



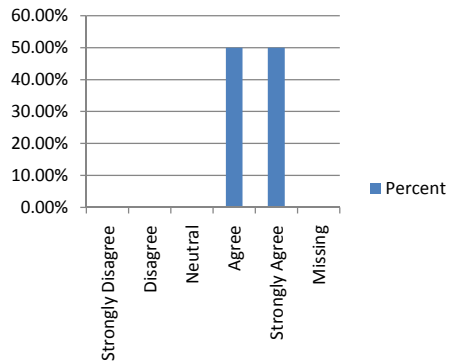
13. Faculty teaching courses in my major were well prepared for the courses they taught.

Reponses	Frequency	Percent
Strongly Disagree	0	0.00%
Disagree	1	50.00%
Neutral	0	0.00%
Agree	0	0.00%
Strongly Agree	1	50.00%
Agree + Strongly Agree	1	50.00%
Total Valid	2	100.00%
Missing	0	0.00%
Total	2	100.00%



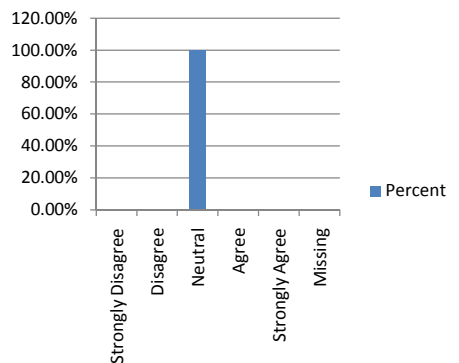
14. Faculty were available during their office hours.

Reponses	Frequency	Percent
Strongly Disagree	0	0.00%
Disagree	0	0.00%
Neutral	0	0.00%
Agree	1	50.00%
Strongly Agree	1	50.00%
Agree + Strongly Agree	2	100.00%
Total Valid	2	100.00%
Missing	0	0.00%
Total	2	100.00%



15. Faculty teaching general education courses demonstrated a concern for my progress.

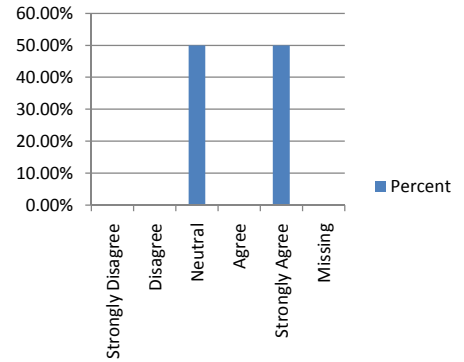
Reponses	Frequency	Percent
Strongly Disagree	0	0.00%
Disagree	0	0.00%
Neutral	2	100.00%
Agree	0	0.00%
Strongly Agree	0	0.00%
Agree + Strongly Agree	0	0.00%
Total Valid	2	100.00%
Missing	0	0.00%
Total	2	100.00%



**Graduation Survey
May 2009
AA Legal Assisting**

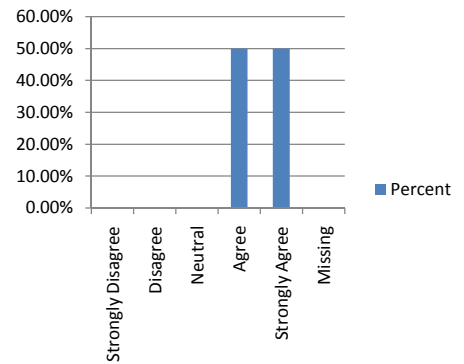
16. Faculty teaching courses in my major demonstrated a concern for my progress.

Reponses	Frequency	Percent
Strongly Disagree	0	0.00%
Disagree	0	0.00%
Neutral	1	50.00%
Agree	0	0.00%
Strongly Agree	1	50.00%
Agree + Strongly Agree	1	50.00%
Total Valid	2	100.00%
Missing	0	0.00%
Total	2	100.00%



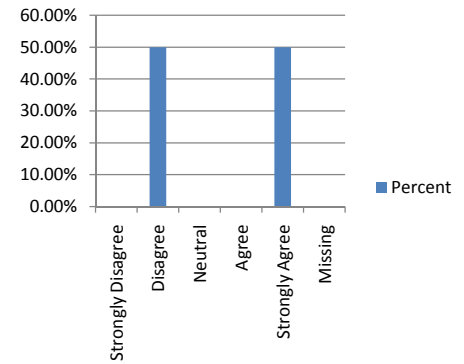
17. My faculty/academic advisor was available.

Reponses	Frequency	Percent
Strongly Disagree	0	0.00%
Disagree	0	0.00%
Neutral	0	0.00%
Agree	1	50.00%
Strongly Agree	1	50.00%
Agree + Strongly Agree	2	100.00%
Total Valid	2	100.00%
Missing	0	0.00%
Total	2	100.00%



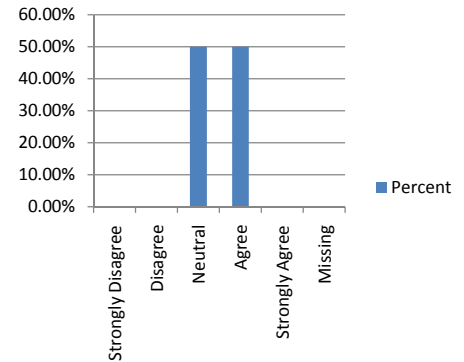
18. My faculty/academic advisor guided me toward my academic and career goals.

Reponses	Frequency	Percent
Strongly Disagree	0	0.00%
Disagree	1	50.00%
Neutral	0	0.00%
Agree	0	0.00%
Strongly Agree	1	50.00%
Agree + Strongly Agree	1	50.00%
Total Valid	2	100.00%
Missing	0	0.00%
Total	2	100.00%



19. Smaller course sizes (25 or fewer) increased my ability to learn.

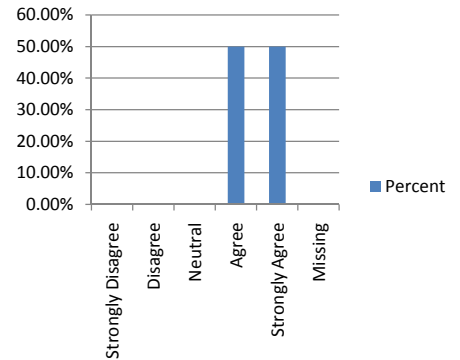
Reponses	Frequency	Percent
Strongly Disagree	0	0.00%
Disagree	0	0.00%
Neutral	1	50.00%
Agree	1	50.00%
Strongly Agree	0	0.00%
Agree + Strongly Agree	1	50.00%
Total Valid	2	100.00%
Missing	0	0.00%
Total	2	100.00%



**Graduation Survey
May 2009
AA Legal Assisting**

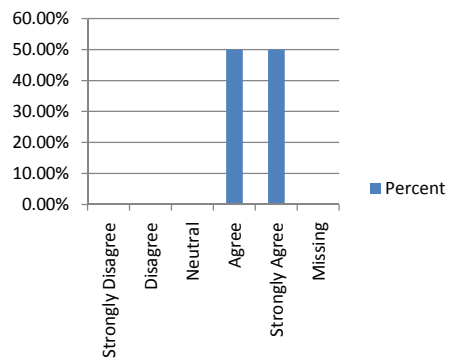
20. Courses were generally scheduled in a time frame that met my needs.

Reponses	Frequency	Percent
Strongly Disagree	0	0.00%
Disagree	0	0.00%
Neutral	0	0.00%
Agree	1	50.00%
Strongly Agree	1	50.00%
Agree + Strongly Agree	2	100.00%
Total Valid	2	100.00%
Missing	0	0.00%
Total	2	100.00%



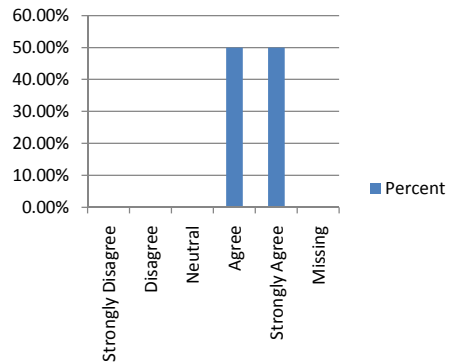
21. Grading and evaluation methods were fair and reflected my learning.

Reponses	Frequency	Percent
Strongly Disagree	0	0.00%
Disagree	0	0.00%
Neutral	0	0.00%
Agree	1	50.00%
Strongly Agree	1	50.00%
Agree + Strongly Agree	2	100.00%
Total Valid	2	100.00%
Missing	0	0.00%
Total	2	100.00%



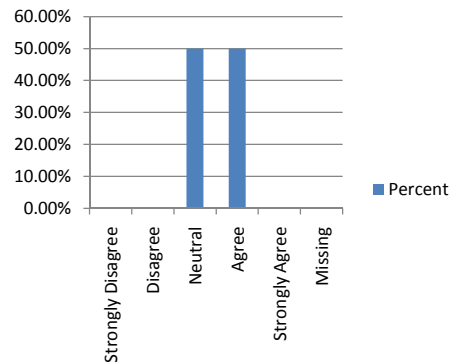
22. The course descriptions in the Bulletin adequately described the courses.

Reponses	Frequency	Percent
Strongly Disagree	0	0.00%
Disagree	0	0.00%
Neutral	0	0.00%
Agree	1	50.00%
Strongly Agree	1	50.00%
Agree + Strongly Agree	2	100.00%
Total Valid	2	100.00%
Missing	0	0.00%
Total	2	100.00%



23. Electronic course supplements were appropriate for the courses being taught.

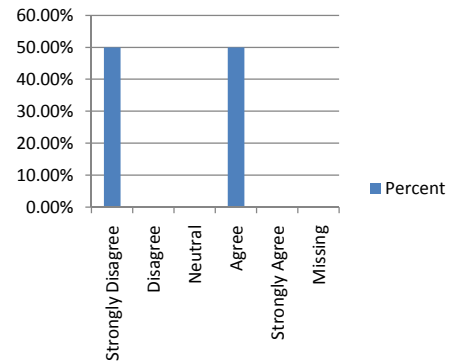
Reponses	Frequency	Percent
Strongly Disagree	0	0.00%
Disagree	0	0.00%
Neutral	1	50.00%
Agree	1	50.00%
Strongly Agree	0	0.00%
Agree + Strongly Agree	1	50.00%
Total Valid	2	100.00%
Missing	0	0.00%
Total	2	100.00%



**Graduation Survey
May 2009
AA Legal Assisting**

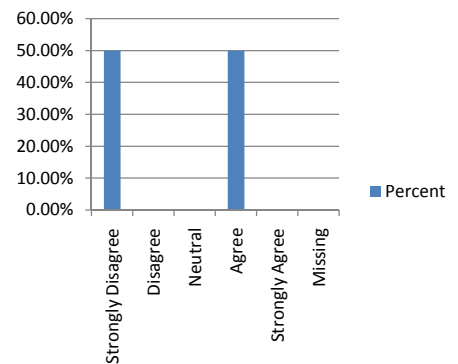
24. Considering what I now know, I would attend RSU again.

Reponses	Frequency	Percent
Strongly Disagree	1	50.00%
Disagree	0	0.00%
Neutral	0	0.00%
Agree	1	50.00%
Strongly Agree	0	0.00%
Agree + Strongly Agree	1	50.00%
Total Valid	2	100.00%
Missing	0	0.00%
Total	2	100.00%



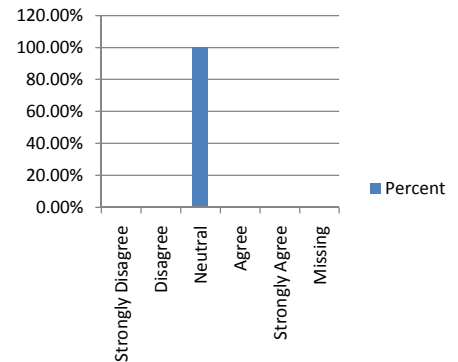
25. I would encourage my family and friends to attend RSU.

Reponses	Frequency	Percent
Strongly Disagree	1	50.00%
Disagree	0	0.00%
Neutral	0	0.00%
Agree	1	50.00%
Strongly Agree	0	0.00%
Agree + Strongly Agree	1	50.00%
Total Valid	2	100.00%
Missing	0	0.00%
Total	2	100.00%



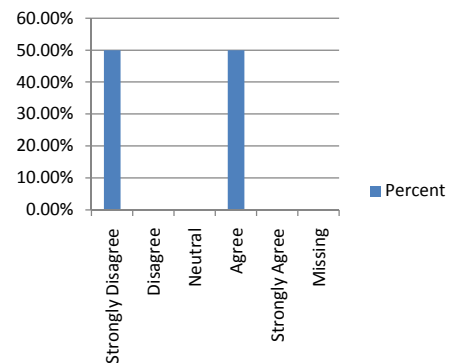
26. The Career Placement Service was helpful.

Reponses	Frequency	Percent
Strongly Disagree	0	0.00%
Disagree	0	0.00%
Neutral	2	100.00%
Agree	0	0.00%
Strongly Agree	0	0.00%
Agree + Strongly Agree	0	0.00%
Total Valid	2	100.00%
Missing	0	0.00%
Total	2	100.00%



27. Overall, my student life experiences at RSU were positive.

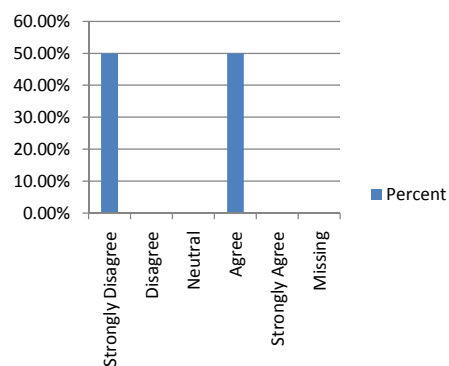
Reponses	Frequency	Percent
Strongly Disagree	1	50.00%
Disagree	0	0.00%
Neutral	0	0.00%
Agree	1	50.00%
Strongly Agree	0	0.00%
Agree + Strongly Agree	1	50.00%
Total Valid	2	100.00%
Missing	0	0.00%
Total	2	100.00%



**Graduation Survey
May 2009
AA Legal Assisting**

28. Overall, I am satisfied with the entire educational experience at RSU.

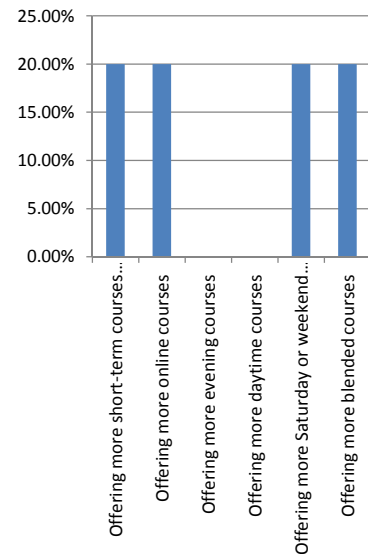
Reponses	Frequency	Percent
Strongly Disagree	1	50.00%
Disagree	0	0.00%
Neutral	0	0.00%
Agree	1	50.00%
Strongly Agree	0	0.00%
Agree + Strongly Agree	1	50.00%
Total Valid	2	100.00%
Missing	0	0.00%
Total	2	100.00%



**Graduation Survey
May 2009
AA Legal Assisting**

29. RSU could improve the educational programs to better meet my needs by: (check all that apply)

Reponses	Frequency	Percent
Offering more short-term courses (example: 4 or 8 weeks)	1	20.00%
Offering more online courses	1	20.00%
Offering more evening courses	0	0.00%
Offering more daytime courses	0	0.00%
Offering more Saturday or weekend courses	1	20.00%
Offering more blended courses	1	20.00%
Get teaching programs	0	0.00%
Make sure the instructor is actually "teaching" the assigned subject.	0	0.00%
Offering nursing program that goes straight through to bsn.	0	0.00%
Improvement of science labs (facilities and equipment)	0	0.00%
Offering more majors	0	0.00%
Knowing that there is now an Elementary Education BA degree program on your campus. It is not even in the list below.	0	0.00%
Having a variety of teachers teaching the courses instead of just two for the major	1	20.00%
More medical/molecular classes	0	0.00%
Some classes have not been offered at all! i.e. Values and Ethics has not been offered for the past 2 years!!	0	0.00%
More than just one time slot available for courses	0	0.00%
I don't think assignments should be given out over break or a week before finals...it takes away from taking a chance to relax and/or study for finals!	0	0.00%
More upper division med/molecular classes	0	0.00%
Offering more of the junior and senior level courses every semester.	0	0.00%
Offer CJA classes more often	0	0.00%
Having a class offered year round especially in the biology department	0	0.00%
Offer more psychology courses in general. RSU needs to hire more faculty.	0	0.00%
Offering more two day classes (MW or TR)	0	0.00%
Offering courses applicable to nursing students on Wed-Fri in order to comply with their required clinical days.	0	0.00%
Photography courses during the day.	0	0.00%
Accept more CLEP tests. Advertise CLEP and advanced standing tests more.	0	0.00%
What about Elementary education for ?	0	0.00%
Offering more courses during the summer term for Criminal Justice students	0	0.00%
RSU needs better career placement & the academic advisors were not helpful.	0	0.00%
Better counseling as what classes to take, before taking another one.	0	0.00%
Changes in Internship policy	0	0.00%
Total	5	100.00%



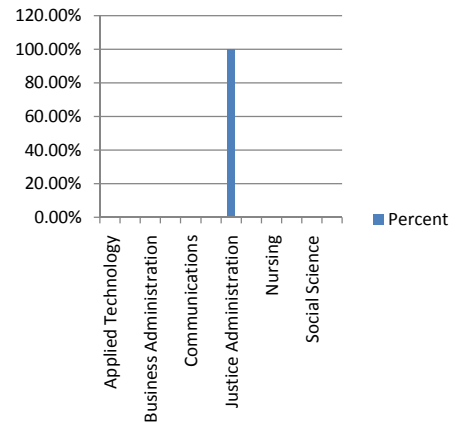
**Graduation Survey
May 2009
AA Legal Assisting**

30. My major of study is: (Bachelor degree)

Reponses

Applied Technology
Biology
Business Administration
Business Information Technology
Communications
Community Counseling
Justice Administration
Liberal Arts
Nursing
Organizational Leadership
Social Science
Visual Arts
Total

Frequency	Percent
0	0.00%
0	0.00%
0	0.00%
0	0.00%
0	0.00%
0	0.00%
1	100.00%
0	0.00%
0	0.00%
0	0.00%
0	0.00%
0	0.00%
1	100.00%

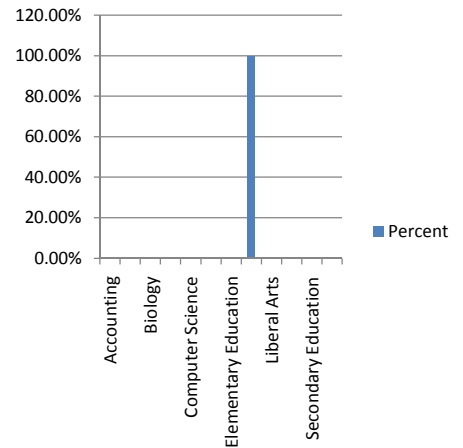


31. My major of study is: (Associate in Arts or Science)

Reponses

Accounting
Art
Biology
Business Administration
Computer Science
Criminal Justice Studies
Elementary Education
Legal Assisting
Liberal Arts
Physical Science
Secondary Education
Social Science
Total

Frequency	Percent
0	0.00%
0	0.00%
0	0.00%
0	0.00%
0	0.00%
0	0.00%
0	0.00%
2	100.00%
0	0.00%
0	0.00%
0	0.00%
0	0.00%
2	100.00%

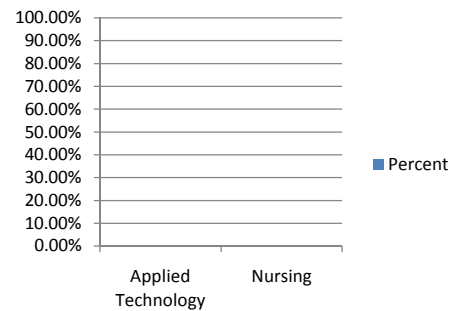


32. My major of study is: (Associate in Applied Science)

Reponses

Applied Technology
Nursing
Total

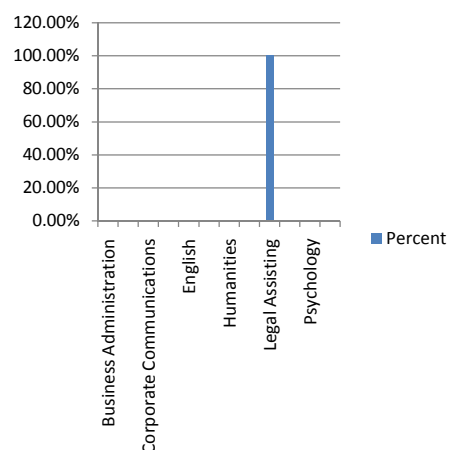
Frequency	Percent
0	0.00%
0	0.00%
0	0.00%



**Graduation Survey
May 2009
AA Legal Assisting**

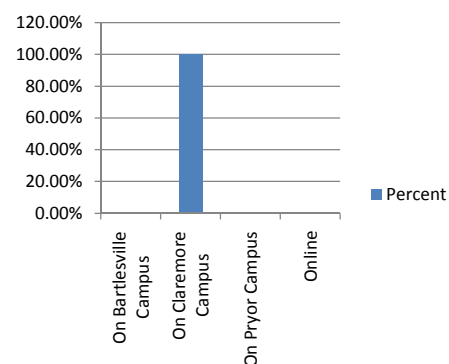
33. My minor is (applicable to bachelor's degree graduates only):

Reponses	Frequency	Percent
Business Administration	0	0.00%
Computer Science	0	0.00%
Corporate Communications	0	0.00%
Criminal Justice-COP	0	0.00%
English	0	0.00%
History	0	0.00%
Humanities	0	0.00%
Justice Administration	0	0.00%
Legal Assisting	1	100.00%
Political Science	0	0.00%
Psychology	0	0.00%
Sociology	0	0.00%
Total	1	100.00%



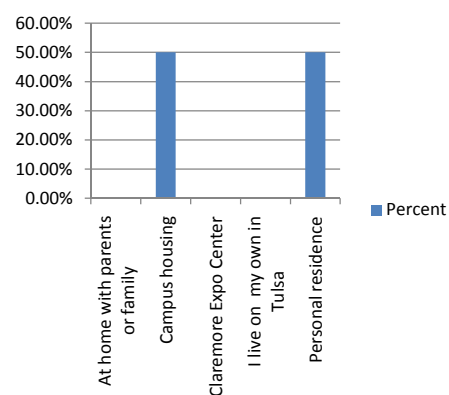
34. Most of my courses have been (Please mark one):

Reponses	Frequency	Percent
On Bartlesville Campus	0	0.00%
On Claremore Campus	2	100.00%
On Pryor Campus	0	0.00%
Online	0	0.00%
Total	2	100.00%



35. My residence during MOST of my education at RSU was:

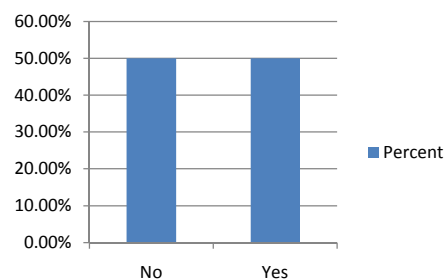
Reponses	Frequency	Percent
At home with parents or family	0	0.00%
Campus housing	1	50.00%
Claremore Expo Center	0	0.00%
I live on my own in Tulsa	0	0.00%
Personal residence	1	50.00%
Total	2	100.00%



**Graduation Survey
May 2009
AA Legal Assisting**

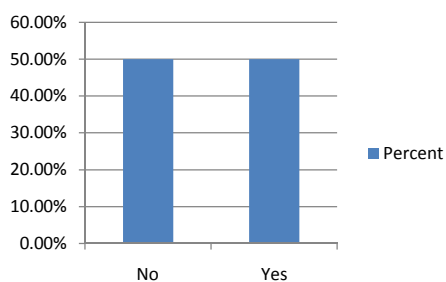
36. Are you the first person in your family to graduate with a Bachelor's degree?

Reponses	Frequency	Percent
No	1	50.00%
Yes	1	50.00%
Total	2	100.00%



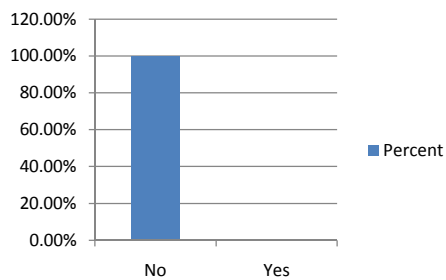
37. Are you the first person in your family to graduate with an Associate in Arts or Science degree?

Reponses	Frequency	Percent
No	1	50.00%
Yes	1	50.00%
Total	2	100.00%



38. Are you the first person in your family to graduate with an Associate in Applied Science degree?

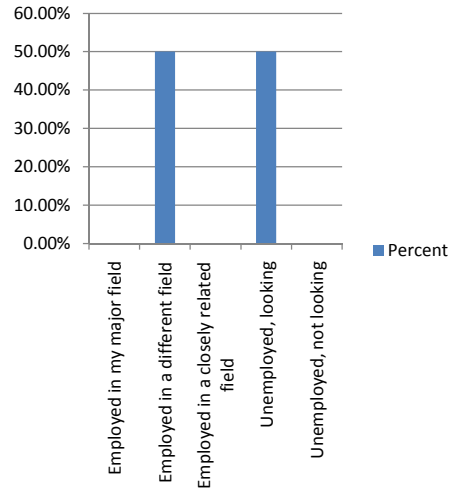
Reponses	Frequency	Percent
No	2	100.00%
Yes	0	0.00%
Total	2	100.00%



**Graduation Survey
May 2009
AA Legal Assisting**

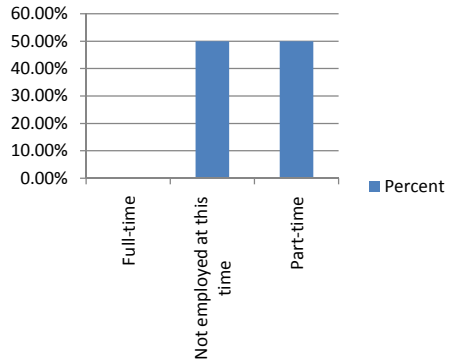
39. I am currently:

Reponses	Frequency	Percent
Employed in my major field	0	0.00%
Employed in a different field	1	50.00%
Employed in a closely related field	0	0.00%
Unemployed, looking	1	50.00%
Unemployed, not looking	0	0.00%
Rogers State University	0	0.00%
Cameron University	0	0.00%
University of Oklahoma	0	0.00%
NSU	0	0.00%
University of Oklahoma College of Pharmacy	0	0.00%
University of Tulsa	0	0.00%
Another Insitution	0	0.00%
At OSU and I am currently employed in my major field of study.	0	0.00%
Cameron University - Claremore Campus	0	0.00%
Florida Coastal Law School	0	0.00%
NOC	0	0.00%
Northeastern State University, Broken Arrow	0	0.00%
OSU-Tulsa	0	0.00%
Physical Therapy program	0	0.00%
TCC/OSU Tulsa	0	0.00%
Wichita State University	0	0.00%
Total	2	100.00%



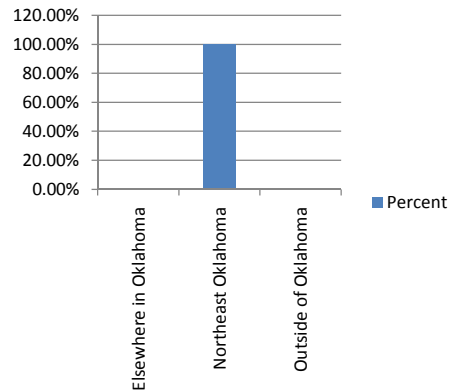
40. I am employed:

Reponses	Frequency	Percent
Full-time	0	0.00%
Not employed at this time	1	50.00%
Part-time	1	50.00%
Total	2	100.00%



41. I am employed in:

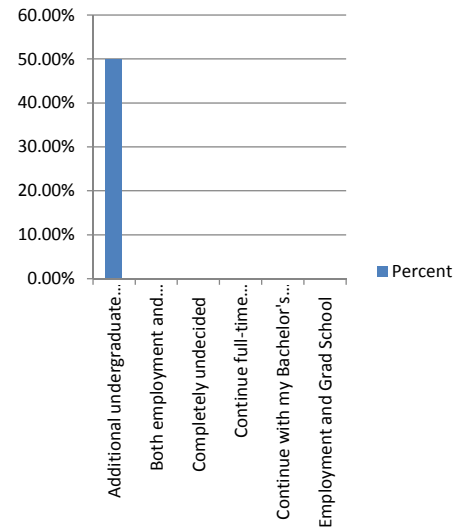
Reponses	Frequency	Percent
Elsewhere in Oklahoma	0	0.00%
Northeast Oklahoma	2	100.00%
Outside of Oklahoma	0	0.00%
Total	2	100.00%



**Graduation Survey
May 2009
AA Legal Assisting**

42. My PRINCIPAL activity upon graduation MOST LIKELY will be:

Reponses	Frequency	Percent
Additional undergraduate coursework	1	50.00%
Both employment and graduate school part time	0	0.00%
Completely undecided	0	0.00%
Continue full-time employment, military, continue gra	0	0.00%
Continue with my Bachelor's elsewhere. Somewhere r	0	0.00%
Employment and Grad School	0	0.00%
Employment full-time while continuing my education ;	0	0.00%
Employment, full-time and continuing to get my bache	0	0.00%
Employment, full-time paid	1	50.00%
Employment, part-time paid	0	0.00%
Graduate or professional school, full-time	0	0.00%
Graduate or professional school, part-time	0	0.00%
I plan on working and continuing on with school	0	0.00%
Maternity leave and then employment full time	0	0.00%
Military Service	0	0.00%
Physical therapy assistant program; hopefully graduat	0	0.00%
Seek a different degree (Business is not good right now	0	0.00%
Starting or raising a family	0	0.00%
Total	2	100.00%



**Graduation Survey
May 2009
AA Legal Assisting**

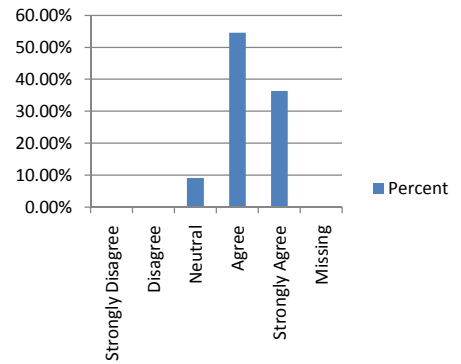
43. If you selected Graduate or Professional School in the previous question whether full or part-time, please list where and your major.

Reponses	Frequency	Percent
Where = University of Oklahoma; Major = Law	0	0.00%
Where = Arkansas; Major = BIT	0	0.00%
Where = Bartlesville Small Animal Hospital ; Major = Biological Science Medical/Molecular	0	0.00%
Where = Jacksonville, Florida; Major = Law	0	0.00%
Where = Kansas State University ; Major = Communicatons	0	0.00%
Where = Law school; Major = Sociology	0	0.00%
Where = NOC; Major = Registered Nurse	0	0.00%
Where = NSU BA; Major = Accounting and Finance	0	0.00%
Where = NSU or RSU undecided on this ; Major = Community Counseling	0	0.00%
Where = NSU; Major = MBA	0	0.00%
Where = Oklahoma State University Health Sciences in Tulsa; Major = Forensic Science	0	0.00%
Where = Oklahoma University; Major = Nursing	0	0.00%
Where = OSU Medical School; Major = D.O. (Medicine)	0	0.00%
Where = OSU Tulsa; Major = Accounting	0	0.00%
Where = OSU Tulsa; Major = Business Admin	0	0.00%
Where = OSU Tulsa; Major = Community Counseling	0	0.00%
Where = OSU Tulsa; Major = MBA	0	0.00%
Where = OU Tulsa; Major = Human Relations	0	0.00%
Where = OU Tulsa; Major = Occupational Therapy	0	0.00%
Where = OU; Major = Pharmacy	0	0.00%
Where = Rogers State University; Major = Liberal Arts	0	0.00%
Where = RSU; Major = Bachelor's in Nursing	0	0.00%
Where = still looking; Major = MBA	0	0.00%
Where = TCC for PTA; OU Schusterman for Physical Therapy	0	0.00%
Where = Tulsa University; Major = Geology	0	0.00%
Where = University of Oklahoma College of Pharmacy; Major = PharmD	0	0.00%
Where = University of Oklahoma, Tulsa Campus; Major = Masters in Occupational Therapy	0	0.00%
Where = University of Oklahoma; Major = Pharmacy (Pharm. D.)	0	0.00%
Where = University of Oklahoma; Major = Physicians Assistant Program	0	0.00%
Where = University of Tulsa; Major = Biology	0	0.00%
Where = University of Tulsa; Major = English	0	0.00%
Where = unsure; Major = Theater	0	0.00%
Where = Wichita State University; Major = Psychology	0	0.00%
Total	0	0.00%

**Graduation Survey
May 2009
AA Liberal Arts**

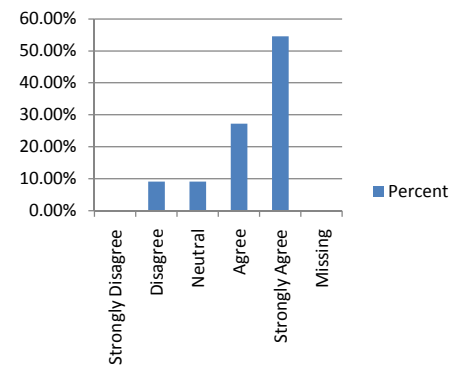
1. I received quality instruction in my general education courses.

Reponses	Frequency	Percent
Strongly Disagree	0	0.00%
Disagree	0	0.00%
Neutral	1	9.09%
Agree	6	54.55%
Strongly Agree	4	36.36%
Agree + Strongly Agree	10	90.91%
Total Valid	11	100.00%
Missing	0	0.00%
Total	11	100.00%



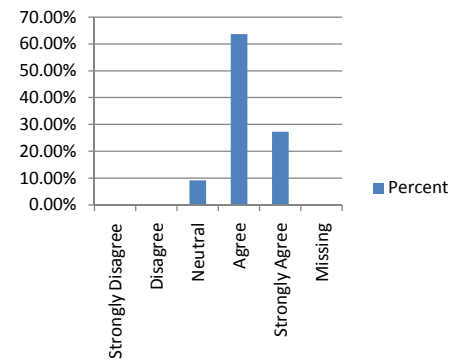
2. I received quality instruction in courses within my major.

Reponses	Frequency	Percent
Strongly Disagree	0	0.00%
Disagree	1	9.09%
Neutral	1	9.09%
Agree	3	27.27%
Strongly Agree	6	54.55%
Agree + Strongly Agree	9	81.82%
Total Valid	11	100.00%
Missing	0	0.00%
Total	11	100.00%



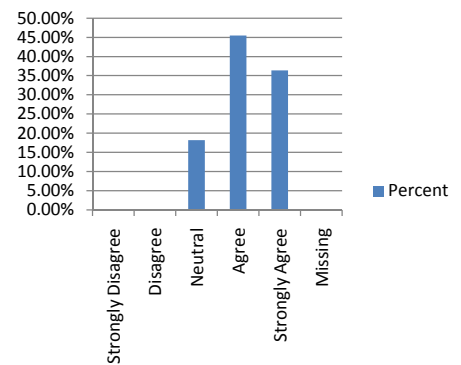
3. I am able to apply what I learned at RSU to my current experiences.

Reponses	Frequency	Percent
Strongly Disagree	0	0.00%
Disagree	0	0.00%
Neutral	1	9.09%
Agree	7	63.64%
Strongly Agree	3	27.27%
Agree + Strongly Agree	10	90.91%
Total Valid	11	100.00%
Missing	0	0.00%
Total	11	100.00%



4. I believe that RSU meets the educational needs of its students.

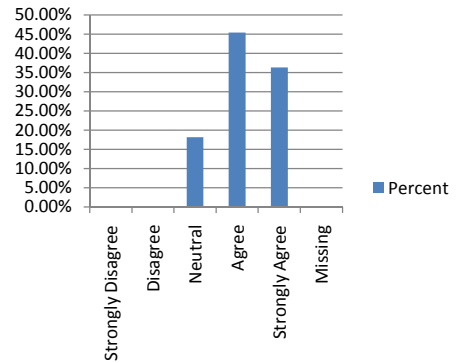
Reponses	Frequency	Percent
Strongly Disagree	0	0.00%
Disagree	0	0.00%
Neutral	2	18.18%
Agree	5	45.45%
Strongly Agree	4	36.36%
Agree + Strongly Agree	9	81.82%
Total Valid	11	100.00%
Missing	0	0.00%
Total	11	100.00%



**Graduation Survey
May 2009
AA Liberal Arts**

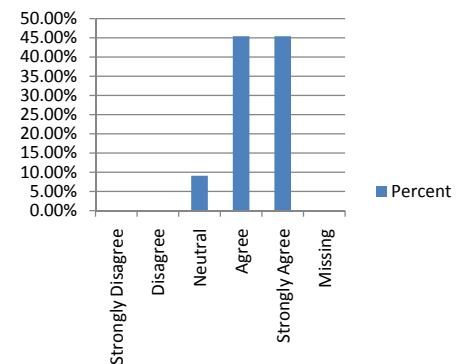
5. I believe RSU serves the educational needs of NE Oklahoma.

Reponses	Frequency	Percent
Strongly Disagree	0	0.00%
Disagree	0	0.00%
Neutral	2	18.18%
Agree	5	45.45%
Strongly Agree	4	36.36%
Agree + Strongly Agree	9	81.82%
Total Valid	11	100.00%
Missing	0	0.00%
Total	11	100.00%



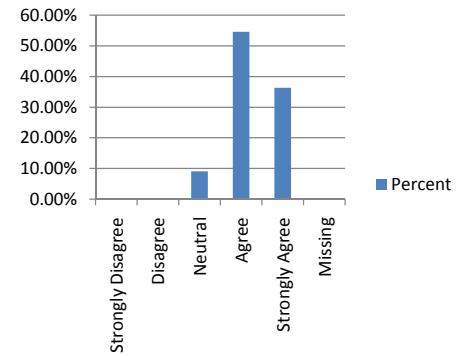
6. I believe I am competent in written and oral communication, scientific reasoning, and critical thinking.

Reponses	Frequency	Percent
Strongly Disagree	0	0.00%
Disagree	0	0.00%
Neutral	1	9.09%
Agree	5	45.45%
Strongly Agree	5	45.45%
Agree + Strongly Agree	10	90.91%
Total Valid	11	100.00%
Missing	0	0.00%
Total	11	100.00%



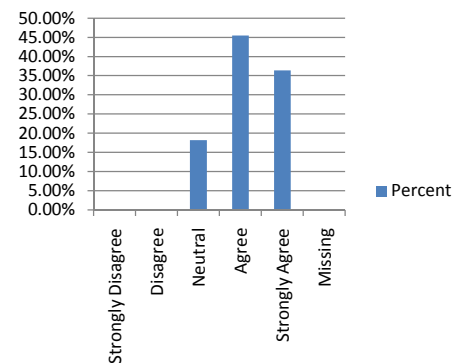
7. I believe that since attending RSU I can make better life and career decisions.

Reponses	Frequency	Percent
Strongly Disagree	0	0.00%
Disagree	0	0.00%
Neutral	1	9.09%
Agree	6	54.55%
Strongly Agree	4	36.36%
Agree + Strongly Agree	10	90.91%
Total Valid	11	100.00%
Missing	0	0.00%
Total	11	100.00%



8. I believe that I have a greater appreciation of diversity in terms of race, class, ethnicity, gender, religion, and/or nationality.

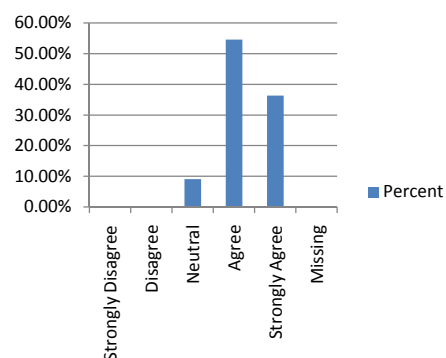
Reponses	Frequency	Percent
Strongly Disagree	0	0.00%
Disagree	0	0.00%
Neutral	2	18.18%
Agree	5	45.45%
Strongly Agree	4	36.36%
Agree + Strongly Agree	9	81.82%
Total Valid	11	100.00%
Missing	0	0.00%
Total	11	100.00%



**Graduation Survey
May 2009
AA Liberal Arts**

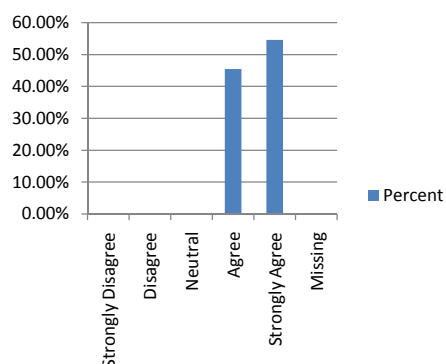
9. I believe that the educational goals I set for myself at RSU were met.

Reponses	Frequency	Percent
Strongly Disagree	0	0.00%
Disagree	0	0.00%
Neutral	1	9.09%
Agree	6	54.55%
Strongly Agree	4	36.36%
Agree + Strongly Agree	10	90.91%
Total Valid	11	100.00%
Missing	0	0.00%
Total	11	100.00%



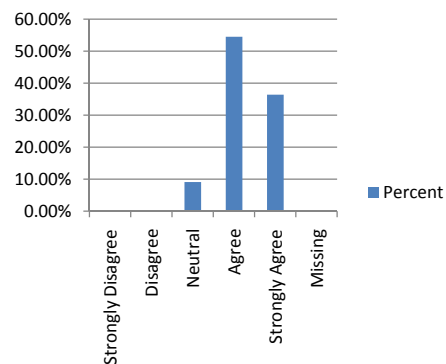
10. Overall, I am satisfied with the instruction I received at RSU.

Reponses	Frequency	Percent
Strongly Disagree	0	0.00%
Disagree	0	0.00%
Neutral	0	0.00%
Agree	5	45.45%
Strongly Agree	6	54.55%
Agree + Strongly Agree	11	100.00%
Total Valid	11	100.00%
Missing	0	0.00%
Total	11	100.00%



11. Faculty show a high degree of interest in student learning.

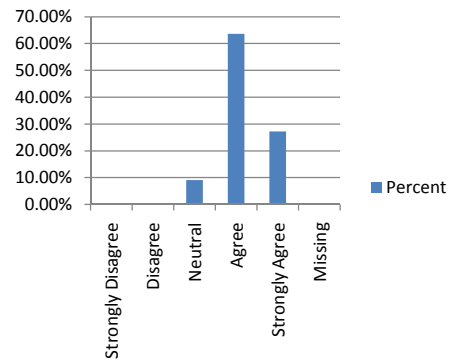
Reponses	Frequency	Percent
Strongly Disagree	0	0.00%
Disagree	0	0.00%
Neutral	1	9.09%
Agree	6	54.55%
Strongly Agree	4	36.36%
Agree + Strongly Agree	10	90.91%
Total Valid	11	100.00%
Missing	0	0.00%
Total	11	100.00%



**Graduation Survey
May 2009
AA Liberal Arts**

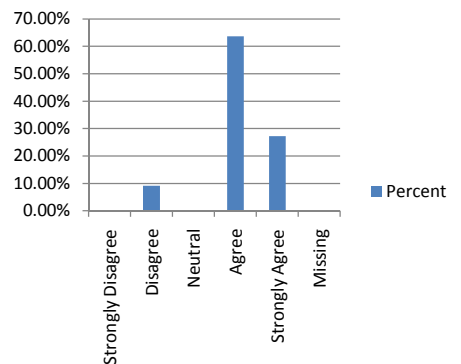
12. Faculty teaching general education courses were well prepared for the courses they taught.

Reponses	Frequency	Percent
Strongly Disagree	0	0.00%
Disagree	0	0.00%
Neutral	1	9.09%
Agree	7	63.64%
Strongly Agree	3	27.27%
Agree + Strongly Agree	10	90.91%
Total Valid	11	100.00%
Missing	0	0.00%
Total	11	100.00%



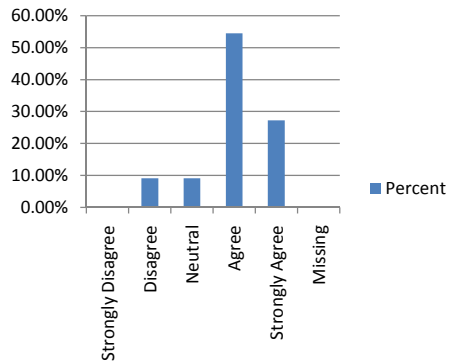
13. Faculty teaching courses in my major were well prepared for the courses they taught.

Reponses	Frequency	Percent
Strongly Disagree	0	0.00%
Disagree	1	9.09%
Neutral	0	0.00%
Agree	7	63.64%
Strongly Agree	3	27.27%
Agree + Strongly Agree	10	90.91%
Total Valid	11	100.00%
Missing	0	0.00%
Total	11	100.00%



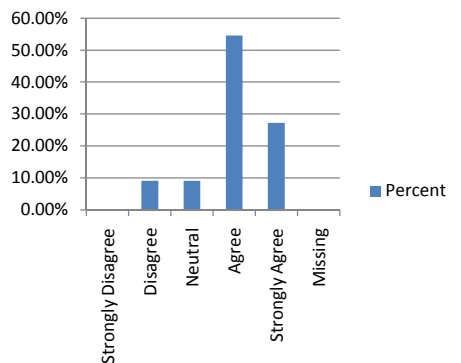
14. Faculty were available during their office hours.

Reponses	Frequency	Percent
Strongly Disagree	0	0.00%
Disagree	1	9.09%
Neutral	1	9.09%
Agree	6	54.55%
Strongly Agree	3	27.27%
Agree + Strongly Agree	9	81.82%
Total Valid	11	100.00%
Missing	0	0.00%
Total	11	100.00%



15. Faculty teaching general education courses demonstrated a concern for my progress.

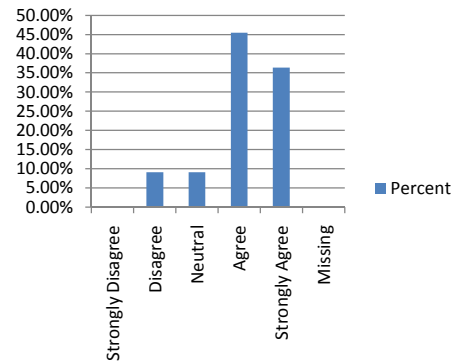
Reponses	Frequency	Percent
Strongly Disagree	0	0.00%
Disagree	1	9.09%
Neutral	1	9.09%
Agree	6	54.55%
Strongly Agree	3	27.27%
Agree + Strongly Agree	9	81.82%
Total Valid	11	100.00%
Missing	0	0.00%
Total	11	100.00%



**Graduation Survey
May 2009
AA Liberal Arts**

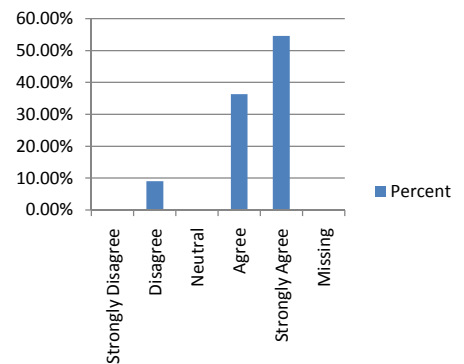
16. Faculty teaching courses in my major demonstrated a concern for my progress.

Reponses	Frequency	Percent
Strongly Disagree	0	0.00%
Disagree	1	9.09%
Neutral	1	9.09%
Agree	5	45.45%
Strongly Agree	4	36.36%
Agree + Strongly Agree	9	81.82%
Total Valid	11	100.00%
Missing	0	0.00%
Total	11	100.00%



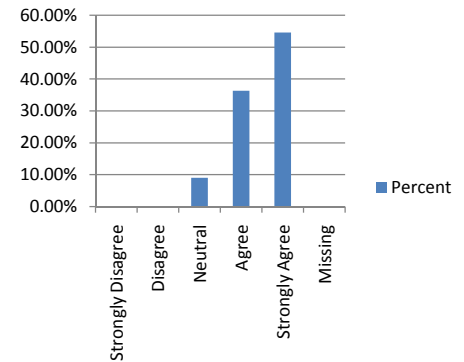
17. My faculty/academic advisor was available.

Reponses	Frequency	Percent
Strongly Disagree	0	0.00%
Disagree	1	9.09%
Neutral	0	0.00%
Agree	4	36.36%
Strongly Agree	6	54.55%
Agree + Strongly Agree	10	90.91%
Total Valid	11	100.00%
Missing	0	0.00%
Total	11	100.00%



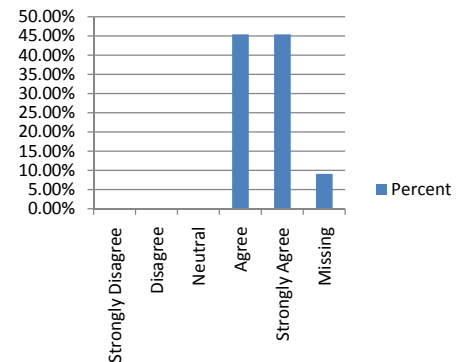
18. My faculty/academic advisor guided me toward my academic and career goals.

Reponses	Frequency	Percent
Strongly Disagree	0	0.00%
Disagree	0	0.00%
Neutral	1	9.09%
Agree	4	36.36%
Strongly Agree	6	54.55%
Agree + Strongly Agree	10	90.91%
Total Valid	11	100.00%
Missing	0	0.00%
Total	11	100.00%



19. Smaller course sizes (25 or fewer) increased my ability to learn.

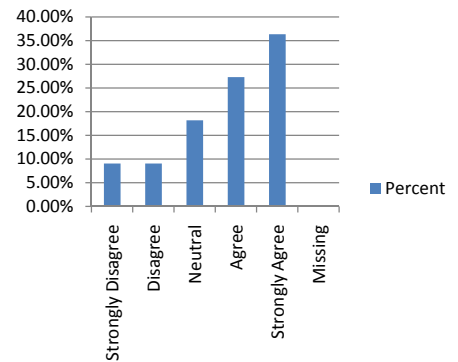
Reponses	Frequency	Percent
Strongly Disagree	0	0.00%
Disagree	0	0.00%
Neutral	0	0.00%
Agree	5	45.45%
Strongly Agree	5	45.45%
Agree + Strongly Agree	10	90.91%
Total Valid	10	90.91%
Missing	1	9.09%
Total	11	100.00%



**Graduation Survey
May 2009
AA Liberal Arts**

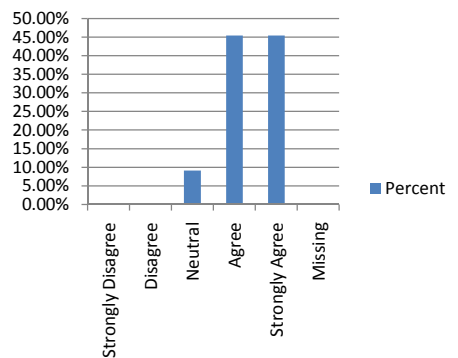
20. Courses were generally scheduled in a time frame that met my needs.

Reponses	Frequency	Percent
Strongly Disagree	1	9.09%
Disagree	1	9.09%
Neutral	2	18.18%
Agree	3	27.27%
Strongly Agree	4	36.36%
Agree + Strongly Agree	7	63.64%
Total Valid	11	100.00%
Missing	0	0.00%
Total	11	100.00%



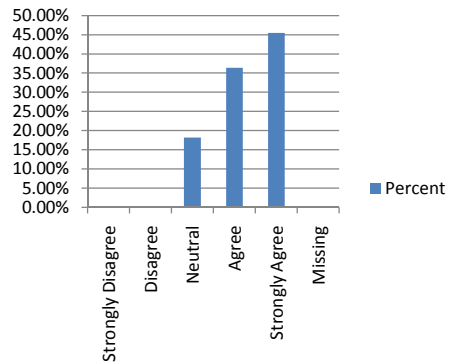
21. Grading and evaluation methods were fair and reflected my learning.

Reponses	Frequency	Percent
Strongly Disagree	0	0.00%
Disagree	0	0.00%
Neutral	1	9.09%
Agree	5	45.45%
Strongly Agree	5	45.45%
Agree + Strongly Agree	10	90.91%
Total Valid	11	100.00%
Missing	0	0.00%
Total	11	100.00%



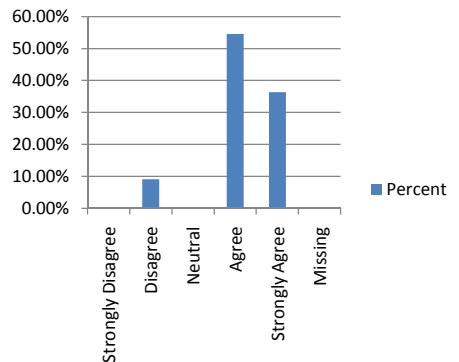
22. The course descriptions in the Bulletin adequately described the courses.

Reponses	Frequency	Percent
Strongly Disagree	0	0.00%
Disagree	0	0.00%
Neutral	2	18.18%
Agree	4	36.36%
Strongly Agree	5	45.45%
Agree + Strongly Agree	9	81.82%
Total Valid	11	100.00%
Missing	0	0.00%
Total	11	100.00%



23. Electronic course supplements were appropriate for the courses being taught.

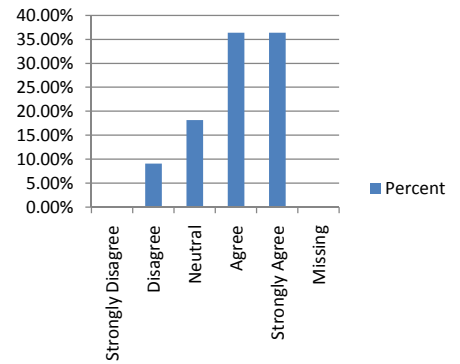
Reponses	Frequency	Percent
Strongly Disagree	0	0.00%
Disagree	1	9.09%
Neutral	0	0.00%
Agree	6	54.55%
Strongly Agree	4	36.36%
Agree + Strongly Agree	10	90.91%
Total Valid	11	100.00%
Missing	0	0.00%
Total	11	100.00%



**Graduation Survey
May 2009
AA Liberal Arts**

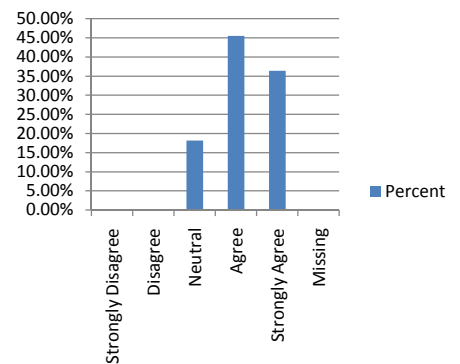
24. Considering what I now know, I would attend RSU again.

Reponses	Frequency	Percent
Strongly Disagree	0	0.00%
Disagree	1	9.09%
Neutral	2	18.18%
Agree	4	36.36%
Strongly Agree	4	36.36%
Agree + Strongly Agree	8	72.73%
Total Valid	11	100.00%
Missing	0	0.00%
Total	11	100.00%



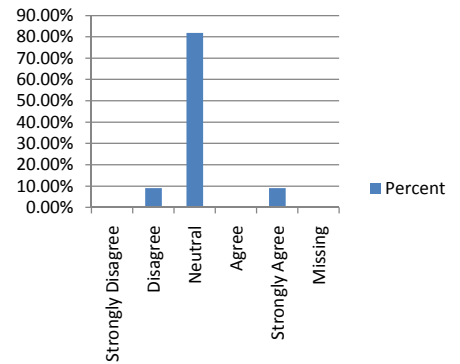
25. I would encourage my family and friends to attend RSU.

Reponses	Frequency	Percent
Strongly Disagree	0	0.00%
Disagree	0	0.00%
Neutral	2	18.18%
Agree	5	45.45%
Strongly Agree	4	36.36%
Agree + Strongly Agree	9	81.82%
Total Valid	11	100.00%
Missing	0	0.00%
Total	11	100.00%



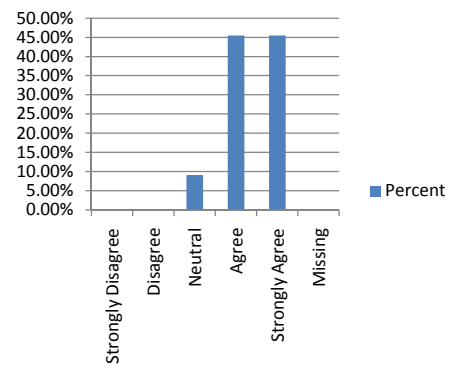
26. The Career Placement Service was helpful.

Reponses	Frequency	Percent
Strongly Disagree	0	0.00%
Disagree	1	9.09%
Neutral	9	81.82%
Agree	0	0.00%
Strongly Agree	1	9.09%
Agree + Strongly Agree	1	9.09%
Total Valid	11	100.00%
Missing	0	0.00%
Total	11	100.00%



27. Overall, my student life experiences at RSU were positive.

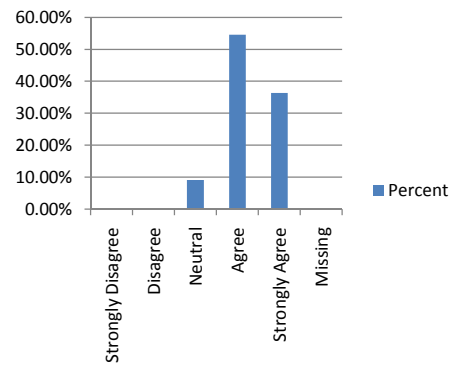
Reponses	Frequency	Percent
Strongly Disagree	0	0.00%
Disagree	0	0.00%
Neutral	1	9.09%
Agree	5	45.45%
Strongly Agree	5	45.45%
Agree + Strongly Agree	10	90.91%
Total Valid	11	100.00%
Missing	0	0.00%
Total	11	100.00%



**Graduation Survey
May 2009
AA Liberal Arts**

28. Overall, I am satisfied with the entire educational experience at RSU.

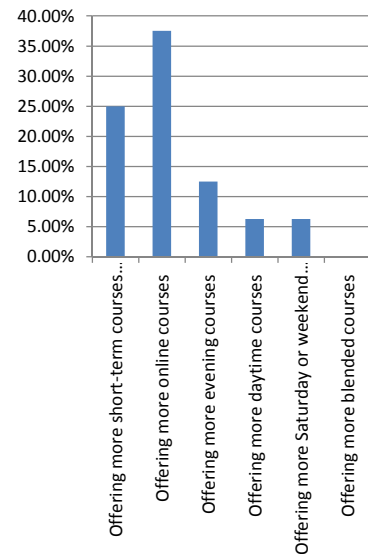
Reponses	Frequency	Percent
Strongly Disagree	0	0.00%
Disagree	0	0.00%
Neutral	1	9.09%
Agree	6	54.55%
Strongly Agree	4	36.36%
Agree + Strongly Agree	10	90.91%
Total Valid	11	100.00%
Missing	0	0.00%
Total	11	100.00%



**Graduation Survey
May 2009
AA Liberal Arts**

29. RSU could improve the educational programs to better meet my needs by: (check all that apply)

Reponses	Frequency	Percent
Offering more short-term courses (example: 4 or 8 weeks)	4	25.00%
Offering more online courses	6	37.50%
Offering more evening courses	2	12.50%
Offering more daytime courses	1	6.25%
Offering more Saturday or weekend courses	1	6.25%
Offering more blended courses	0	0.00%
Get teaching programs	0	0.00%
Make sure the instructor is actually "teaching" the assigned subject.	0	0.00%
Offering nursing program that goes straight through to bsn.	0	0.00%
Improvement of science labs (facilities and equipment)	0	0.00%
Offering more majors	1	6.25%
Knowing that there is now an Elementary Education BA degree program on your campus. It is not even in the list below.	0	0.00%
Having a variety of teachers teaching the courses instead of just two for the major	0	0.00%
More medical/molecular classes	0	0.00%
Some classes have not been offered at all! i.e. Values and Ethics has not been offered for the past 2 years!!	0	0.00%
More than just one time slot available for courses	0	0.00%
I don't think assignments should be given out over break or a week before finals...it takes away from taking a chance to relax and/or study for finals!	0	0.00%
More upper division med/molecular classes	0	0.00%
Offering more of the junior and senior level courses every semester.	0	0.00%
Offer CJA classes more often	0	0.00%
Having a class offered year round especially in the biology department	0	0.00%
Offer more psychology courses in general. RSU needs to hire more faculty.	0	0.00%
Offering more two day classes (MW or TR)	0	0.00%
Offering courses applicable to nursing students on Wed-Fri in order to comply with their required clinical days.	0	0.00%
Photography courses during the day.	0	0.00%
Accept more CLEP tests. Advertise CLEP and advanced standing tests more.	0	0.00%
What about Elementary education for ?	1	6.25%
Offering more courses during the summer term for Criminal Justice students	0	0.00%
RSU needs better career placement & the academic advisors were not helpful.	0	0.00%
Better counseling as what classes to take, before taking another one.	0	0.00%
Changes in Internship policy	0	0.00%
Total	16	100.00%



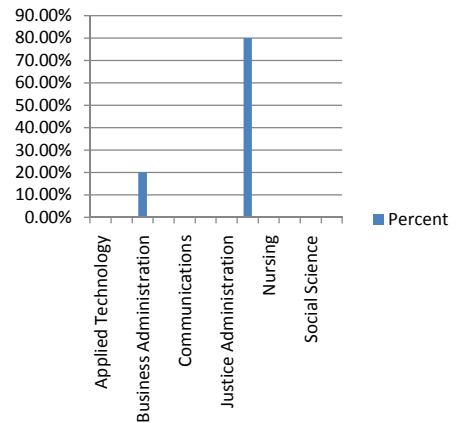
**Graduation Survey
May 2009
AA Liberal Arts**

30. My major of study is: (Bachelor degree)

Reponses

Applied Technology
Biology
Business Administration
Business Information Technology
Communications
Community Counseling
Justice Administration
Liberal Arts
Nursing
Organizational Leadership
Social Science
Visual Arts
Total

Frequency	Percent
0	0.00%
0	0.00%
1	20.00%
0	0.00%
0	0.00%
0	0.00%
0	0.00%
4	80.00%
0	0.00%
0	0.00%
0	0.00%
0	0.00%
5	100.00%

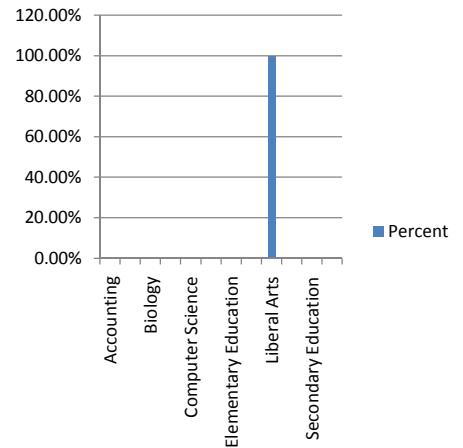


31. My major of study is: (Associate in Arts or Science)

Reponses

Accounting
Art
Biology
Business Administration
Computer Science
Criminal Justice Studies
Elementary Education
Legal Assisting
Liberal Arts
Physical Science
Secondary Education
Social Science
Total

Frequency	Percent
0	0.00%
0	0.00%
0	0.00%
0	0.00%
0	0.00%
0	0.00%
0	0.00%
0	0.00%
11	100.00%
0	0.00%
0	0.00%
0	0.00%
11	100.00%

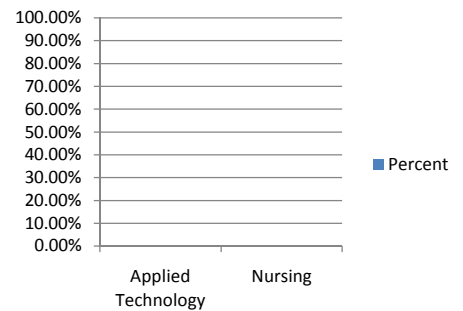


32. My major of study is: (Associate in Applied Science)

Reponses

Applied Technology
Nursing
Total

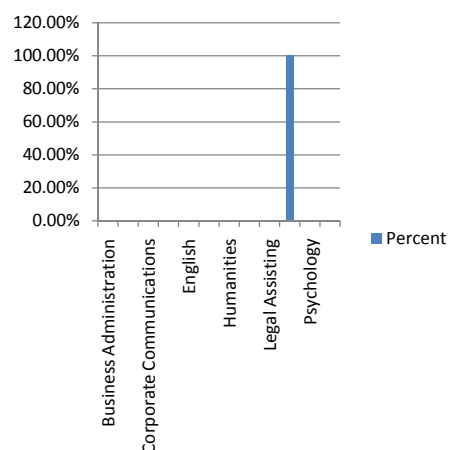
Frequency	Percent
0	0.00%
0	0.00%
0	0.00%



**Graduation Survey
May 2009
AA Liberal Arts**

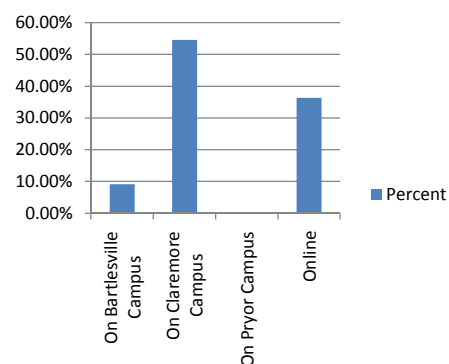
33. My minor is (applicable to bachelor's degree graduates only):

Reponses	Frequency	Percent
Business Administration	0	0.00%
Computer Science	0	0.00%
Corporate Communications	0	0.00%
Criminal Justice-COP	0	0.00%
English	0	0.00%
History	0	0.00%
Humanities	0	0.00%
Justice Administration	0	0.00%
Legal Assisting	0	0.00%
Political Science	1	100.00%
Psychology	0	0.00%
Sociology	0	0.00%
Total	1	100.00%



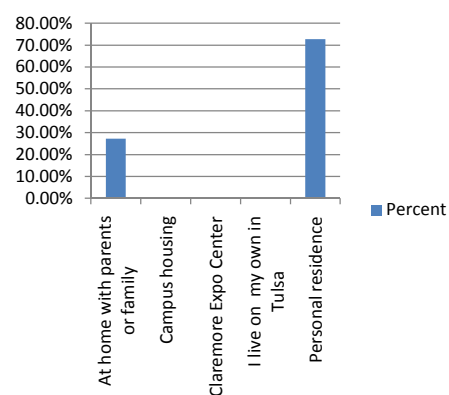
34. Most of my courses have been (Please mark one):

Reponses	Frequency	Percent
On Bartlesville Campus	1	9.09%
On Claremore Campus	6	54.55%
On Pryor Campus	0	0.00%
Online	4	36.36%
Total	11	100.00%



35. My residence during MOST of my education at RSU was:

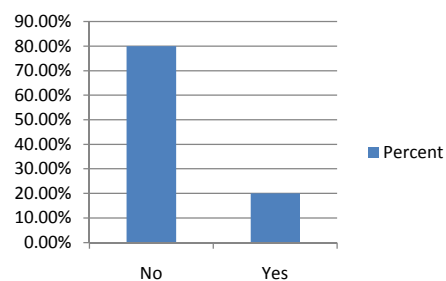
Reponses	Frequency	Percent
At home with parents or family	3	27.27%
Campus housing	0	0.00%
Claremore Expo Center	0	0.00%
I live on my own in Tulsa	0	0.00%
Personal residence	8	72.73%
Total	11	100.00%



**Graduation Survey
May 2009
AA Liberal Arts**

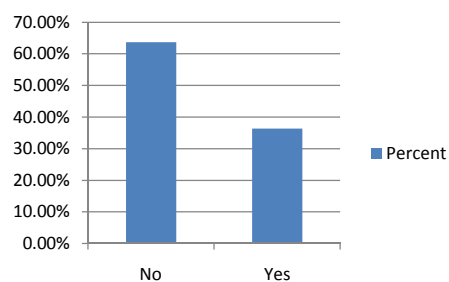
36. Are you the first person in your family to graduate with a Bachelor's degree?

Reponses	Frequency	Percent
No	8	80.00%
Yes	2	20.00%
Total	10	100.00%



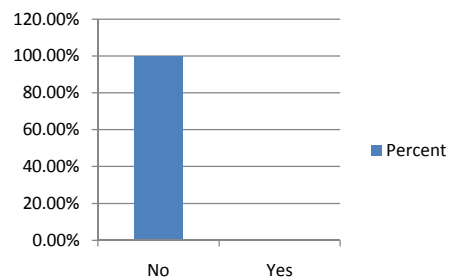
37. Are you the first person in your family to graduate with an Associate in Arts or Science degree?

Reponses	Frequency	Percent
No	7	63.64%
Yes	4	36.36%
Total	11	100.00%



38. Are you the first person in your family to graduate with an Associate in Applied Science degree?

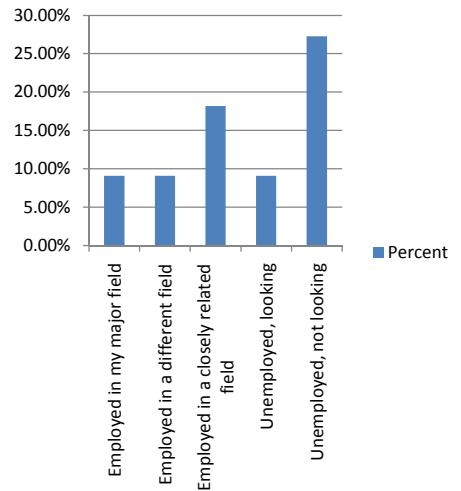
Reponses	Frequency	Percent
No	9	100.00%
Yes	0	0.00%
Total	9	100.00%



**Graduation Survey
May 2009
AA Liberal Arts**

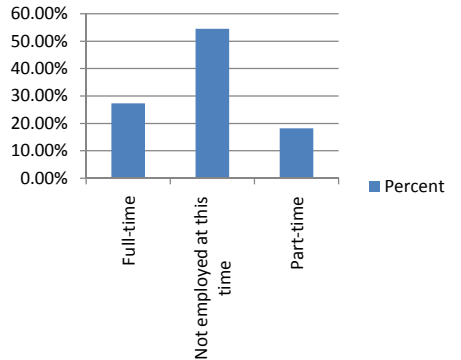
39. I am currently:

Reponses	Frequency	Percent
Employed in my major field	1	9.09%
Employed in a different field	1	9.09%
Employed in a closely related field	2	18.18%
Unemployed, looking	1	9.09%
Unemployed, not looking	3	27.27%
Rogers State University	1	9.09%
Cameron University	1	9.09%
University of Oklahoma	0	0.00%
NSU	0	0.00%
University of Oklahoma College of Pharmacy	0	0.00%
University of Tulsa	0	0.00%
Another Insitution	0	0.00%
At OSU and I am currently employed in my major field of study.	0	0.00%
Cameron University - Claremore Campus	0	0.00%
Florida Coastal Law School	0	0.00%
NOC	1	9.09%
Northeastern State University, Broken Arrow	0	0.00%
OSU-Tulsa	0	0.00%
Physical Therapy program	0	0.00%
TCC/OSU Tulsa	0	0.00%
Wichita State University	0	0.00%
Total	11	100.00%



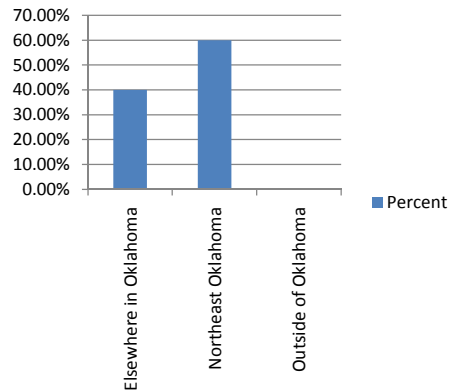
40. I am employed:

Reponses	Frequency	Percent
Full-time	3	27.27%
Not employed at this time	6	54.55%
Part-time	2	18.18%
Total	11	100.00%



41. I am employed in:

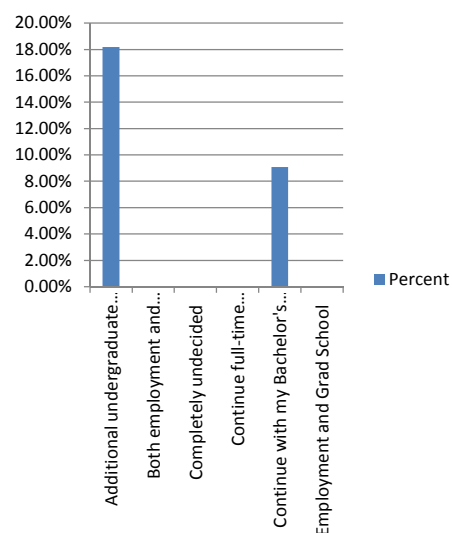
Reponses	Frequency	Percent
Elsewhere in Oklahoma	2	40.00%
Northeast Oklahoma	3	60.00%
Outside of Oklahoma	0	0.00%
Total	5	100.00%



**Graduation Survey
May 2009
AA Liberal Arts**

42. My PRINCIPAL activity upon graduation MOST LIKELY will be:

Reponses	Frequency	Percent
Additional undergraduate coursework	2	18.18%
Both employment and graduate school part time	0	0.00%
Completely undecided	0	0.00%
Continue full-time employment, military, continue gra	0	0.00%
Continue with my Bachelor's elsewhere. Somewhere r	1	9.09%
Employment and Grad School	0	0.00%
Employment full-time while continuing my education ;	0	0.00%
Employment, full-time and continuing to get my bache	0	0.00%
Employment, full-time paid	4	36.36%
Employment, part-time paid	0	0.00%
Graduate or professional school, full-time	2	18.18%
Graduate or professional school, part-time	0	0.00%
I plan on working and continuing on with school	0	0.00%
Maternity leave and then employment full time	0	0.00%
Military Service	0	0.00%
Physical therapy assistant program; hopefully graduat	0	0.00%
Seek a different degree (Business is not good right now	0	0.00%
Starting or raising a family	2	18.18%
Total	11	100.00%



**Graduation Survey
May 2009
AA Liberal Arts**

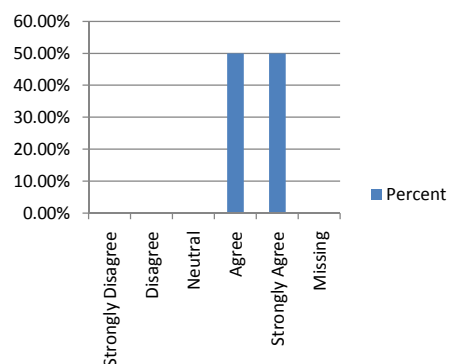
43. If you selected Graduate or Professional School in the previous question whether full or part-time, please list where and your major.

Responses	Frequency	Percent
Where = University of Oklahoma; Major = Law	0	0.00%
Where = Arkansas; Major = BIT	0	0.00%
Where = Bartlesville Small Animal Hospital ; Major = Biological Science Medical/Molecular	0	0.00%
Where = Jacksonville, Florida; Major = Law	0	0.00%
Where = Kansas State University ; Major = Communicatons	0	0.00%
Where = Law school; Major = Sociology	0	0.00%
Where = NOC; Major = Registered Nurse	1	50.00%
Where = NSU BA; Major = Accounting and Finance	0	0.00%
Where = NSU or RSU undecided on this ; Major = Community Counseling	0	0.00%
Where = NSU; Major = MBA	0	0.00%
Where = Oklahoma State University Health Sciences in Tulsa; Major = Forensic Science	0	0.00%
Where = Oklahoma University; Major = Nursing	0	0.00%
Where = OSU Medical School; Major = D.O. (Medicine)	0	0.00%
Where = OSU Tulsa; Major = Accounting	0	0.00%
Where = OSU Tulsa; Major = Business Admin	0	0.00%
Where = OSU Tulsa; Major = Community Counseling	0	0.00%
Where = OSU Tulsa; Major = MBA	0	0.00%
Where = OU Tulsa; Major = Human Relations	0	0.00%
Where = OU Tulsa; Major = Occupational Therapy	0	0.00%
Where = OU; Major = Pharmacy	0	0.00%
Where = Rogers State University; Major = Liberal Arts	1	50.00%
Where = RSU; Major = Bachelor's in Nursing	0	0.00%
Where = still looking; Major = MBA	0	0.00%
Where = TCC for PTA; OU Schusterman for Physical Therapy	0	0.00%
Where = Tulsa University; Major = Geology	0	0.00%
Where = University of Oklahoma College of Pharmacy; Major = PharmD	0	0.00%
Where = University of Oklahoma, Tulsa Campus; Major = Masters in Occupational Therapy	0	0.00%
Where = University of Oklahoma; Major = Pharmacy (Pharm. D.)	0	0.00%
Where = University of Oklahoma; Major = Physicians Assistant Program	0	0.00%
Where = University of Tulsa; Major = Biology	0	0.00%
Where = University of Tulsa; Major = English	0	0.00%
Where = unsure; Major = Theater	0	0.00%
Where = Wichita State University; Major = Psychology	0	0.00%
Total	2	100.00%

**Graduation Survey
May 2009
AA Secondary Education**

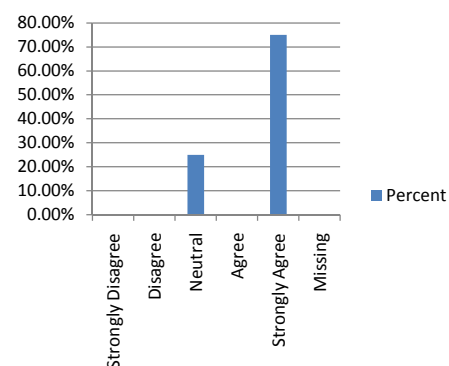
1. I received quality instruction in my general education courses.

Reponses	Frequency	Percent
Strongly Disagree	0	0.00%
Disagree	0	0.00%
Neutral	0	0.00%
Agree	2	50.00%
Strongly Agree	2	50.00%
Agree + Strongly Agree	4	100.00%
Total Valid	4	100.00%
Missing	0	0.00%
Total	4	100.00%



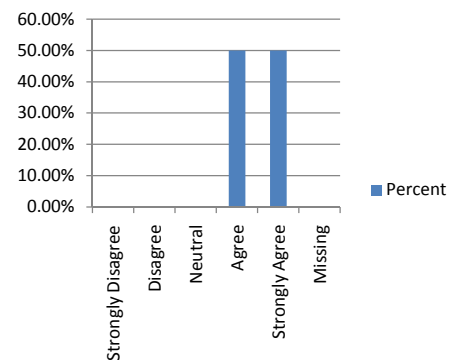
2. I received quality instruction in courses within my major.

Reponses	Frequency	Percent
Strongly Disagree	0	0.00%
Disagree	0	0.00%
Neutral	1	25.00%
Agree	0	0.00%
Strongly Agree	3	75.00%
Agree + Strongly Agree	3	75.00%
Total Valid	4	100.00%
Missing	0	0.00%
Total	4	100.00%



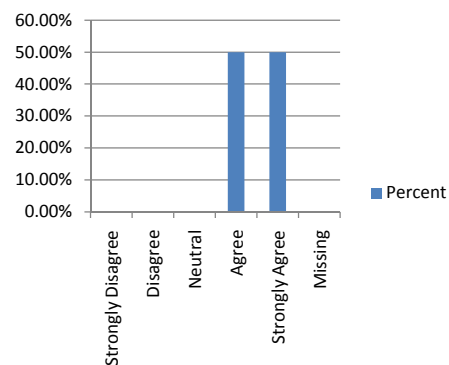
3. I am able to apply what I learned at RSU to my current experiences.

Reponses	Frequency	Percent
Strongly Disagree	0	0.00%
Disagree	0	0.00%
Neutral	0	0.00%
Agree	2	50.00%
Strongly Agree	2	50.00%
Agree + Strongly Agree	4	100.00%
Total Valid	4	100.00%
Missing	0	0.00%
Total	4	100.00%



4. I believe that RSU meets the educational needs of its students.

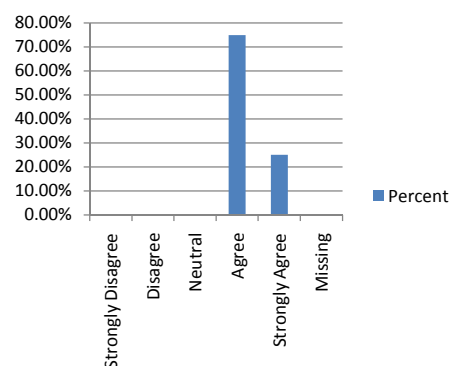
Reponses	Frequency	Percent
Strongly Disagree	0	0.00%
Disagree	0	0.00%
Neutral	0	0.00%
Agree	2	50.00%
Strongly Agree	2	50.00%
Agree + Strongly Agree	4	100.00%
Total Valid	4	100.00%
Missing	0	0.00%
Total	4	100.00%



**Graduation Survey
May 2009
AA Secondary Education**

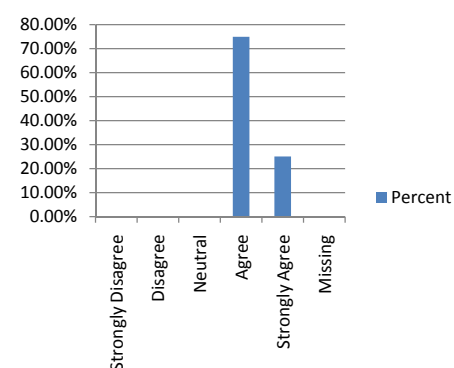
5. I believe RSU serves the educational needs of NE Oklahoma.

Reponses	Frequency	Percent
Strongly Disagree	0	0.00%
Disagree	0	0.00%
Neutral	0	0.00%
Agree	3	75.00%
Strongly Agree	1	25.00%
Agree + Strongly Agree	4	100.00%
Total Valid	4	100.00%
Missing	0	0.00%
Total	4	100.00%



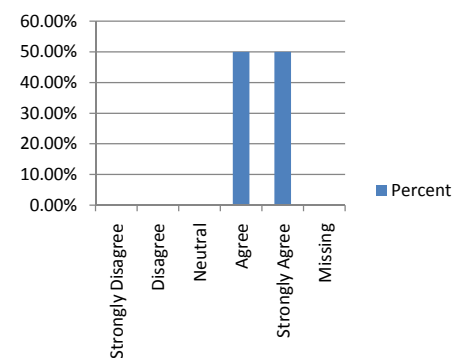
6. I believe I am competent in written and oral communication, scientific reasoning, and critical thinking.

Reponses	Frequency	Percent
Strongly Disagree	0	0.00%
Disagree	0	0.00%
Neutral	0	0.00%
Agree	3	75.00%
Strongly Agree	1	25.00%
Agree + Strongly Agree	4	100.00%
Total Valid	4	100.00%
Missing	0	0.00%
Total	4	100.00%



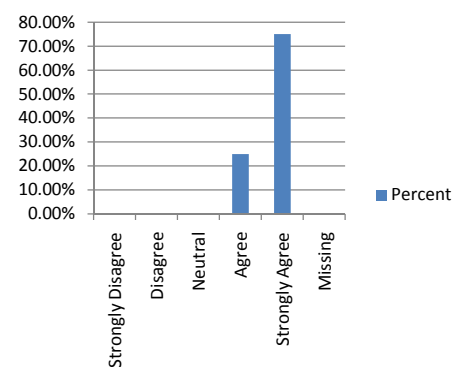
7. I believe that since attending RSU I can make better life and career decisions.

Reponses	Frequency	Percent
Strongly Disagree	0	0.00%
Disagree	0	0.00%
Neutral	0	0.00%
Agree	2	50.00%
Strongly Agree	2	50.00%
Agree + Strongly Agree	4	100.00%
Total Valid	4	100.00%
Missing	0	0.00%
Total	4	100.00%



8. I believe that I have a greater appreciation of diversity in terms of race, class, ethnicity, gender, religion, and/or nationality.

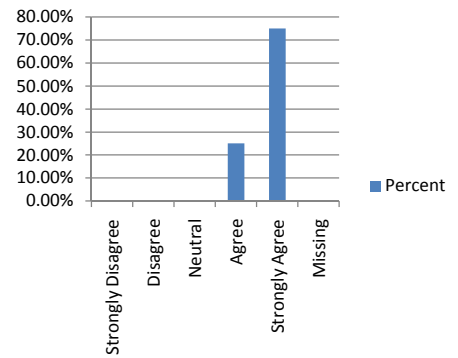
Reponses	Frequency	Percent
Strongly Disagree	0	0.00%
Disagree	0	0.00%
Neutral	0	0.00%
Agree	1	25.00%
Strongly Agree	3	75.00%
Agree + Strongly Agree	4	100.00%
Total Valid	4	100.00%
Missing	0	0.00%
Total	4	100.00%



**Graduation Survey
May 2009
AA Secondary Education**

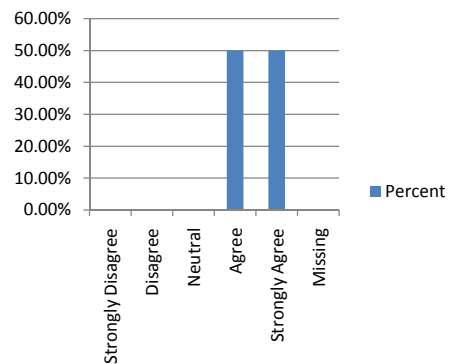
9. I believe that the educational goals I set for myself at RSU were met.

Reponses	Frequency	Percent
Strongly Disagree	0	0.00%
Disagree	0	0.00%
Neutral	0	0.00%
Agree	1	25.00%
Strongly Agree	3	75.00%
Agree + Strongly Agree	4	100.00%
Total Valid	4	100.00%
Missing	0	0.00%
Total	4	100.00%



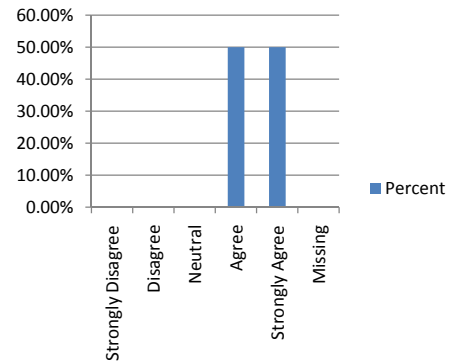
10. Overall, I am satisfied with the instruction I received at RSU.

Reponses	Frequency	Percent
Strongly Disagree	0	0.00%
Disagree	0	0.00%
Neutral	0	0.00%
Agree	2	50.00%
Strongly Agree	2	50.00%
Agree + Strongly Agree	4	100.00%
Total Valid	4	100.00%
Missing	0	0.00%
Total	4	100.00%



11. Faculty show a high degree of interest in student learning.

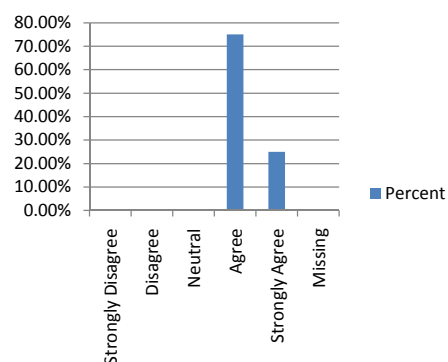
Reponses	Frequency	Percent
Strongly Disagree	0	0.00%
Disagree	0	0.00%
Neutral	0	0.00%
Agree	2	50.00%
Strongly Agree	2	50.00%
Agree + Strongly Agree	4	100.00%
Total Valid	4	100.00%
Missing	0	0.00%
Total	4	100.00%



**Graduation Survey
May 2009
AA Secondary Education**

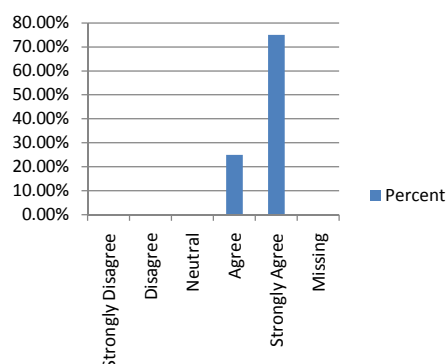
12. Faculty teaching general education courses were well prepared for the courses they taught.

Reponses	Frequency	Percent
Strongly Disagree	0	0.00%
Disagree	0	0.00%
Neutral	0	0.00%
Agree	3	75.00%
Strongly Agree	1	25.00%
Agree + Strongly Agree	4	100.00%
Total Valid	4	100.00%
Missing	0	0.00%
Total	4	100.00%



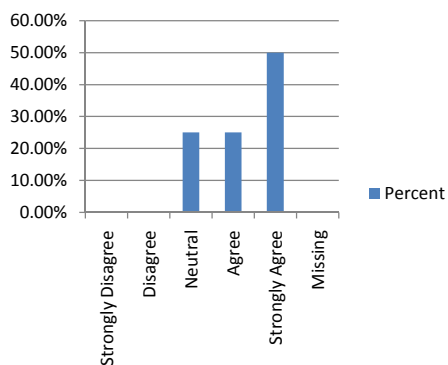
13. Faculty teaching courses in my major were well prepared for the courses they taught.

Reponses	Frequency	Percent
Strongly Disagree	0	0.00%
Disagree	0	0.00%
Neutral	0	0.00%
Agree	1	25.00%
Strongly Agree	3	75.00%
Agree + Strongly Agree	4	100.00%
Total Valid	4	100.00%
Missing	0	0.00%
Total	4	100.00%



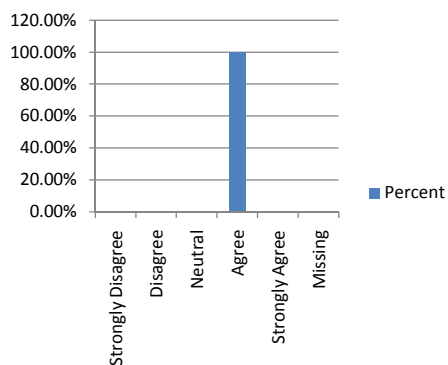
14. Faculty were available during their office hours.

Reponses	Frequency	Percent
Strongly Disagree	0	0.00%
Disagree	0	0.00%
Neutral	1	25.00%
Agree	1	25.00%
Strongly Agree	2	50.00%
Agree + Strongly Agree	3	75.00%
Total Valid	4	100.00%
Missing	0	0.00%
Total	4	100.00%



15. Faculty teaching general education courses demonstrated a concern for my progress.

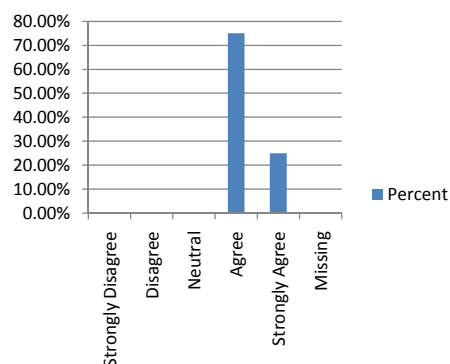
Reponses	Frequency	Percent
Strongly Disagree	0	0.00%
Disagree	0	0.00%
Neutral	0	0.00%
Agree	4	100.00%
Strongly Agree	0	0.00%
Agree + Strongly Agree	4	100.00%
Total Valid	4	100.00%
Missing	0	0.00%
Total	4	100.00%



**Graduation Survey
May 2009
AA Secondary Education**

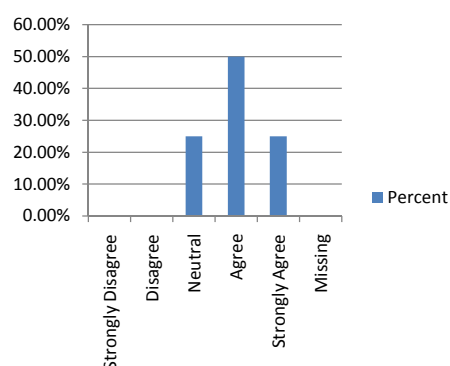
16. Faculty teaching courses in my major demonstrated a concern for my progress.

Reponses	Frequency	Percent
Strongly Disagree	0	0.00%
Disagree	0	0.00%
Neutral	0	0.00%
Agree	3	75.00%
Strongly Agree	1	25.00%
Agree + Strongly Agree	4	100.00%
Total Valid	4	100.00%
Missing	0	0.00%
Total	4	100.00%



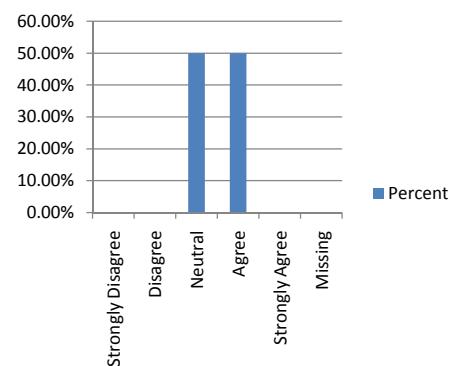
17. My faculty/academic advisor was available.

Reponses	Frequency	Percent
Strongly Disagree	0	0.00%
Disagree	0	0.00%
Neutral	1	25.00%
Agree	2	50.00%
Strongly Agree	1	25.00%
Agree + Strongly Agree	3	75.00%
Total Valid	4	100.00%
Missing	0	0.00%
Total	4	100.00%



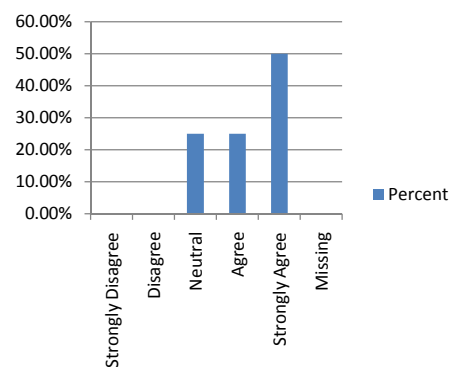
18. My faculty/academic advisor guided me toward my academic and career goals.

Reponses	Frequency	Percent
Strongly Disagree	0	0.00%
Disagree	0	0.00%
Neutral	2	50.00%
Agree	2	50.00%
Strongly Agree	0	0.00%
Agree + Strongly Agree	2	50.00%
Total Valid	4	100.00%
Missing	0	0.00%
Total	4	100.00%



19. Smaller course sizes (25 or fewer) increased my ability to learn.

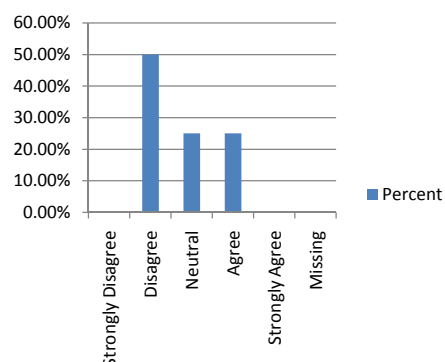
Reponses	Frequency	Percent
Strongly Disagree	0	0.00%
Disagree	0	0.00%
Neutral	1	25.00%
Agree	1	25.00%
Strongly Agree	2	50.00%
Agree + Strongly Agree	3	75.00%
Total Valid	4	100.00%
Missing	0	0.00%
Total	4	100.00%



**Graduation Survey
May 2009
AA Secondary Education**

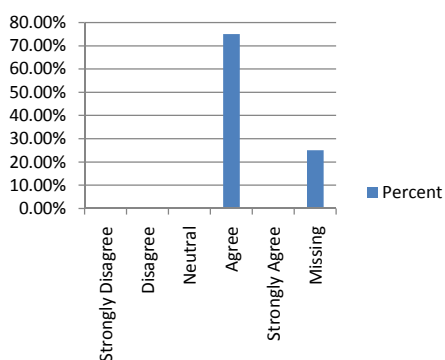
20. Courses were generally scheduled in a time frame that met my needs.

Reponses	Frequency	Percent
Strongly Disagree	0	0.00%
Disagree	2	50.00%
Neutral	1	25.00%
Agree	1	25.00%
Strongly Agree	0	0.00%
Agree + Strongly Agree	1	25.00%
Total Valid	4	100.00%
Missing	0	0.00%
Total	4	100.00%



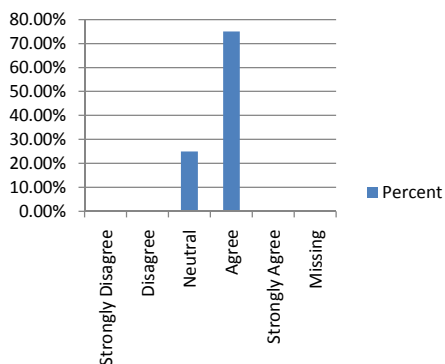
21. Grading and evaluation methods were fair and reflected my learning.

Reponses	Frequency	Percent
Strongly Disagree	0	0.00%
Disagree	0	0.00%
Neutral	0	0.00%
Agree	3	75.00%
Strongly Agree	0	0.00%
Agree + Strongly Agree	3	75.00%
Total Valid	3	75.00%
Missing	1	25.00%
Total	4	100.00%



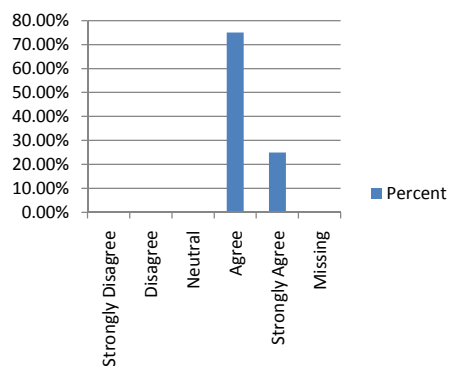
22. The course descriptions in the Bulletin adequately described the courses.

Reponses	Frequency	Percent
Strongly Disagree	0	0.00%
Disagree	0	0.00%
Neutral	1	25.00%
Agree	3	75.00%
Strongly Agree	0	0.00%
Agree + Strongly Agree	3	75.00%
Total Valid	4	100.00%
Missing	0	0.00%
Total	4	100.00%



23. Electronic course supplements were appropriate for the courses being taught.

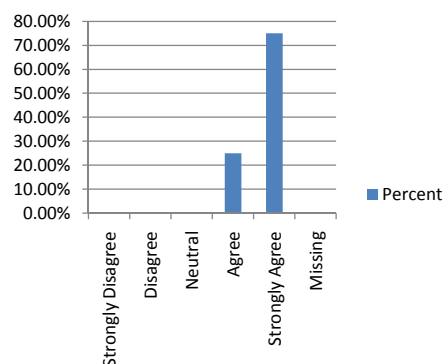
Reponses	Frequency	Percent
Strongly Disagree	0	0.00%
Disagree	0	0.00%
Neutral	0	0.00%
Agree	3	75.00%
Strongly Agree	1	25.00%
Agree + Strongly Agree	4	100.00%
Total Valid	4	100.00%
Missing	0	0.00%
Total	4	100.00%



**Graduation Survey
May 2009
AA Secondary Education**

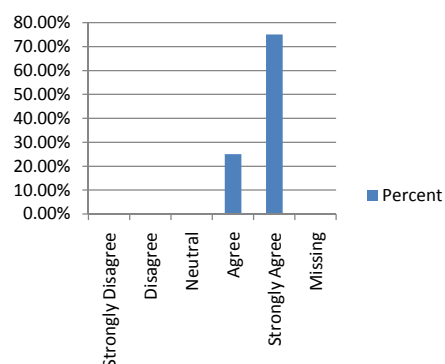
24. Considering what I now know, I would attend RSU again.

Reponses	Frequency	Percent
Strongly Disagree	0	0.00%
Disagree	0	0.00%
Neutral	0	0.00%
Agree	1	25.00%
Strongly Agree	3	75.00%
Agree + Strongly Agree	4	100.00%
Total Valid	4	100.00%
Missing	0	0.00%
Total	4	100.00%



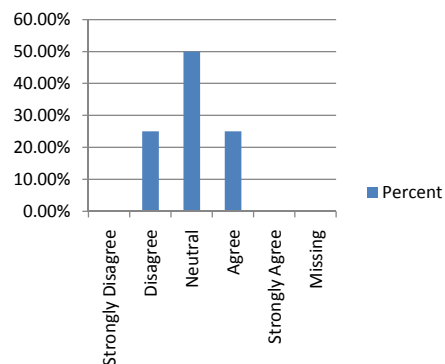
25. I would encourage my family and friends to attend RSU.

Reponses	Frequency	Percent
Strongly Disagree	0	0.00%
Disagree	0	0.00%
Neutral	0	0.00%
Agree	1	25.00%
Strongly Agree	3	75.00%
Agree + Strongly Agree	4	100.00%
Total Valid	4	100.00%
Missing	0	0.00%
Total	4	100.00%



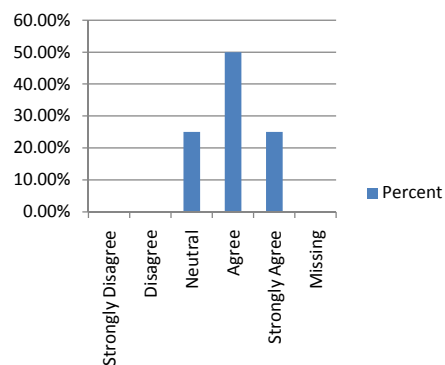
26. The Career Placement Service was helpful.

Reponses	Frequency	Percent
Strongly Disagree	0	0.00%
Disagree	1	25.00%
Neutral	2	50.00%
Agree	1	25.00%
Strongly Agree	0	0.00%
Agree + Strongly Agree	1	25.00%
Total Valid	4	100.00%
Missing	0	0.00%
Total	4	100.00%



27. Overall, my student life experiences at RSU were positive.

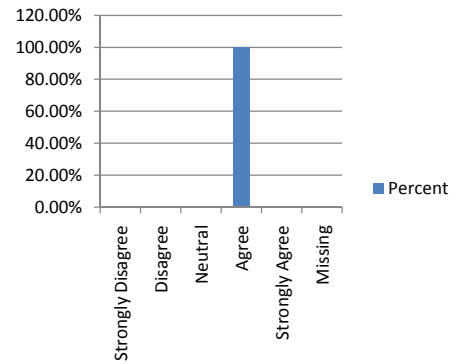
Reponses	Frequency	Percent
Strongly Disagree	0	0.00%
Disagree	0	0.00%
Neutral	1	25.00%
Agree	2	50.00%
Strongly Agree	1	25.00%
Agree + Strongly Agree	3	75.00%
Total Valid	4	100.00%
Missing	0	0.00%
Total	4	100.00%



**Graduation Survey
May 2009
AA Secondary Education**

28. Overall, I am satisfied with the entire educational experience at RSU.

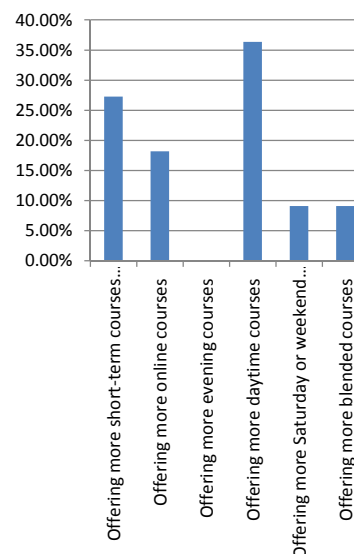
Reponses	Frequency	Percent
Strongly Disagree	0	0.00%
Disagree	0	0.00%
Neutral	0	0.00%
Agree	4	100.00%
Strongly Agree	0	0.00%
Agree + Strongly Agree	4	100.00%
Total Valid	4	100.00%
Missing	0	0.00%
Total	4	100.00%



**Graduation Survey
May 2009
AA Secondary Education**

29. RSU could improve the educational programs to better meet my needs by: (check all that apply)

Reponses	Frequency	Percent
Offering more short-term courses (example: 4 or 8 weeks)	3	27.27%
Offering more online courses	2	18.18%
Offering more evening courses	0	0.00%
Offering more daytime courses	4	36.36%
Offering more Saturday or weekend courses	1	9.09%
Offering more blended courses	1	9.09%
Get teaching programs	0	0.00%
Make sure the instructor is actually "teaching" the assigned subject.	0	0.00%
Offering nursing program that goes straight through to bsn.	0	0.00%
Improvement of science labs (facilities and equipment)	0	0.00%
Offering more majors	0	0.00%
Knowing that there is now an Elementary Education BA degree program on your campus. It is not even in the list below.	0	0.00%
Having a variety of teachers teaching the courses instead of just two for the major	0	0.00%
More medical/molecular classes	0	0.00%
Some classes have not been offered at all! i.e. Values and Ethics has not been offered for the past 2 years!!	0	0.00%
More than just one time slot available for courses	0	0.00%
I don't think assignments should be given out over break or a week before finals...it takes away from taking a chance to relax and/or study for finals!	0	0.00%
More upper division med/molecular classes	0	0.00%
Offering more of the junior and senior level courses every semester.	0	0.00%
Offer CJA classes more often	0	0.00%
Having a class offered year round especially in the biology department	0	0.00%
Offer more psychology courses in general. RSU needs to hire more faculty.	0	0.00%
Offering more two day classes (MW or TR)	0	0.00%
Offering courses applicable to nursing students on Wed-Fri in order to comply with their required clinical days.	0	0.00%
Photography courses during the day.	0	0.00%
Accept more CLEP tests. Advertise CLEP and advanced standing tests more.	0	0.00%
What about Elementary education for ?	0	0.00%
Offering more courses during the summer term for Criminal Justice students	0	0.00%
RSU needs better career placement & the academic advisors were not helpful.	0	0.00%
Better counseling as what classes to take, before taking another one.	0	0.00%
Changes in Internship policy	0	0.00%
Total	11	100.00%



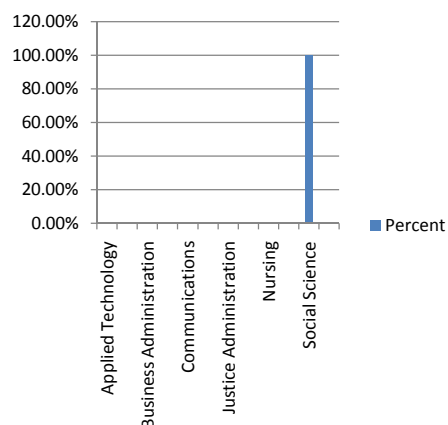
**Graduation Survey
May 2009
AA Secondary Education**

30. My major of study is: (Bachelor degree)

Reponses

Applied Technology
Biology
Business Administration
Business Information Technology
Communications
Community Counseling
Justice Administration
Liberal Arts
Nursing
Organizational Leadership
Social Science
Visual Arts
Total

Frequency	Percent
0	0.00%
0	0.00%
0	0.00%
0	0.00%
0	0.00%
0	0.00%
0	0.00%
0	0.00%
0	0.00%
0	0.00%
2	100.00%
0	0.00%
2	100.00%

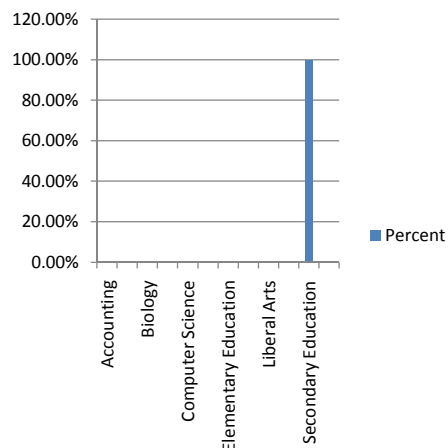


31. My major of study is: (Associate in Arts or Science)

Reponses

Accounting
Art
Biology
Business Administration
Computer Science
Criminal Justice Studies
Elementary Education
Legal Assisting
Liberal Arts
Physical Science
Secondary Education
Social Science
Total

Frequency	Percent
0	0.00%
0	0.00%
0	0.00%
0	0.00%
0	0.00%
0	0.00%
0	0.00%
0	0.00%
0	0.00%
0	0.00%
4	100.00%
0	0.00%
4	100.00%

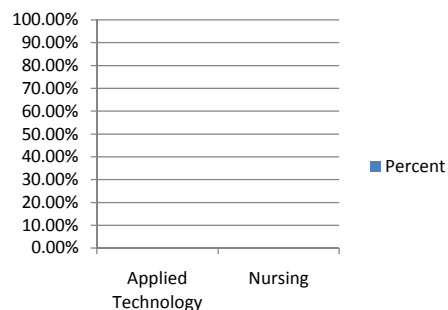


32. My major of study is: (Associate in Applied Science)

Reponses

Applied Technology
Nursing
Total

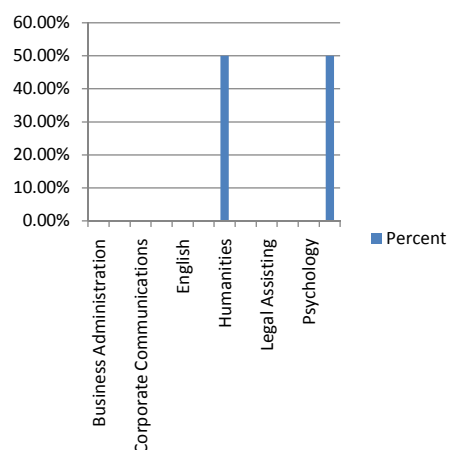
Frequency	Percent
0	0.00%
0	0.00%
0	0.00%



**Graduation Survey
May 2009
AA Secondary Education**

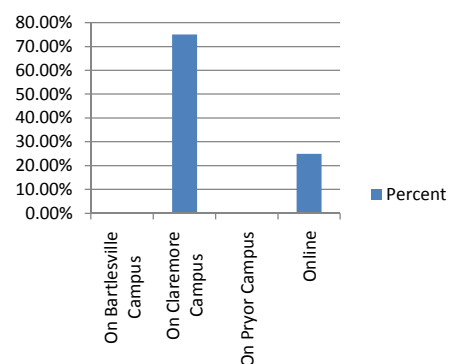
33. My minor is (applicable to bachelor's degree graduates only):

Reponses	Frequency	Percent
Business Administration	0	0.00%
Computer Science	0	0.00%
Corporate Communications	0	0.00%
Criminal Justice-COP	0	0.00%
English	0	0.00%
History	0	0.00%
Humanities	1	50.00%
Justice Administration	0	0.00%
Legal Assisting	0	0.00%
Political Science	0	0.00%
Psychology	0	0.00%
Sociology	1	50.00%
Total	2	100.00%



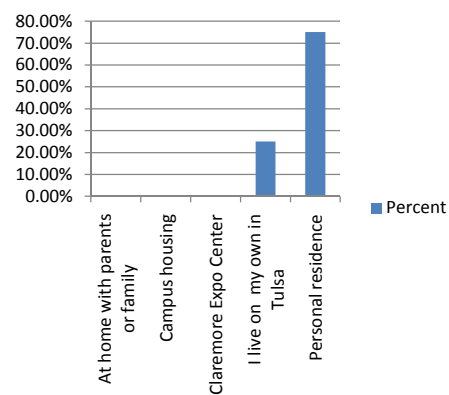
34. Most of my courses have been (Please mark one):

Reponses	Frequency	Percent
On Bartlesville Campus	0	0.00%
On Claremore Campus	3	75.00%
On Pryor Campus	0	0.00%
Online	1	25.00%
Total	4	100.00%



35. My residence during MOST of my education at RSU was:

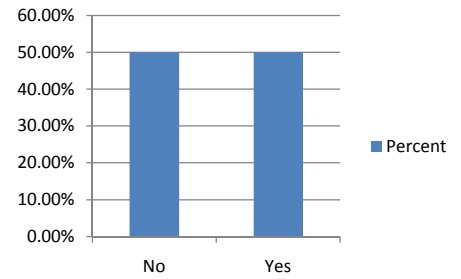
Reponses	Frequency	Percent
At home with parents or family	0	0.00%
Campus housing	0	0.00%
Claremore Expo Center	0	0.00%
I live on my own in Tulsa	1	25.00%
Personal residence	3	75.00%
Total	4	100.00%



**Graduation Survey
May 2009
AA Secondary Education**

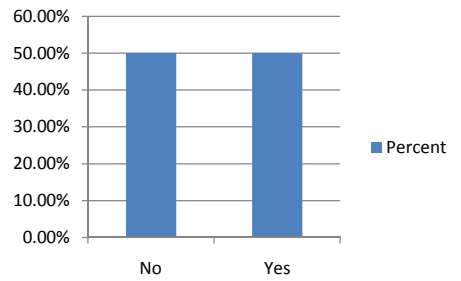
36. Are you the first person in your family to graduate with a Bachelor's degree?

Reponses	Frequency	Percent
No	2	50.00%
Yes	2	50.00%
Total	4	100.00%



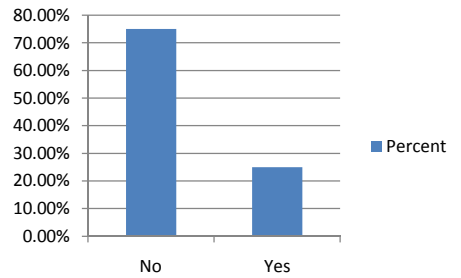
37. Are you the first person in your family to graduate with an Associate in Arts or Science degree?

Reponses	Frequency	Percent
No	2	50.00%
Yes	2	50.00%
Total	4	100.00%



38. Are you the first person in your family to graduate with an Associate in Applied Science degree?

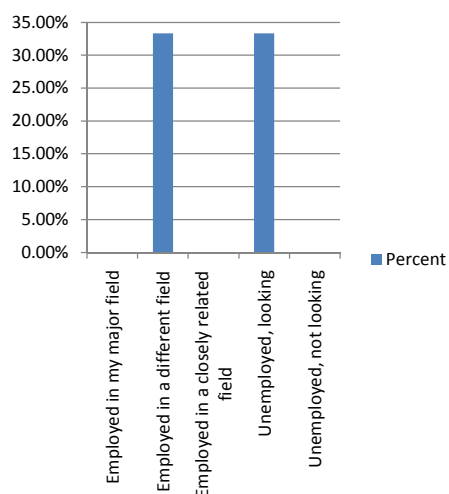
Reponses	Frequency	Percent
No	3	75.00%
Yes	1	25.00%
Total	4	100.00%



**Graduation Survey
May 2009
AA Secondary Education**

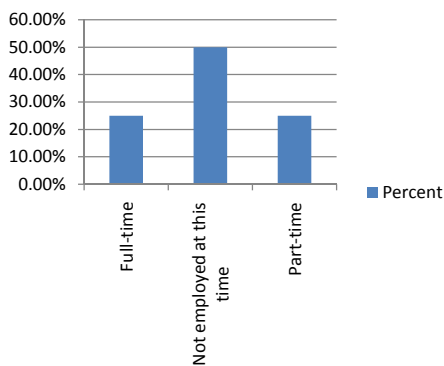
39. I am currently:

Reponses	Frequency	Percent
Employed in my major field	0	0.00%
Employed in a different field	1	33.33%
Employed in a closely related field	0	0.00%
Unemployed, looking	1	33.33%
Unemployed, not looking	0	0.00%
Rogers State University	0	0.00%
Cameron University	0	0.00%
University of Oklahoma	0	0.00%
NSU	0	0.00%
University of Oklahoma College of Pharmacy	0	0.00%
University of Tulsa	0	0.00%
Another Insitution	0	0.00%
At OSU and I am currently employed in my major field of study.	0	0.00%
Cameron University - Claremore Campus	0	0.00%
Florida Coastal Law School	0	0.00%
NOC	0	0.00%
Northeastern State University, Broken Arrow	1	33.33%
OSU-Tulsa	0	0.00%
Physical Therapy program	0	0.00%
TCC/OSU Tulsa	0	0.00%
Wichita State University	0	0.00%
Total	3	100.00%



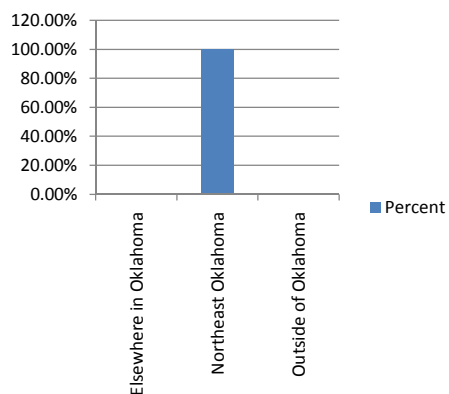
40. I am employed:

Reponses	Frequency	Percent
Full-time	1	25.00%
Not employed at this time	2	50.00%
Part-time	1	25.00%
Total	4	100.00%



41. I am employed in:

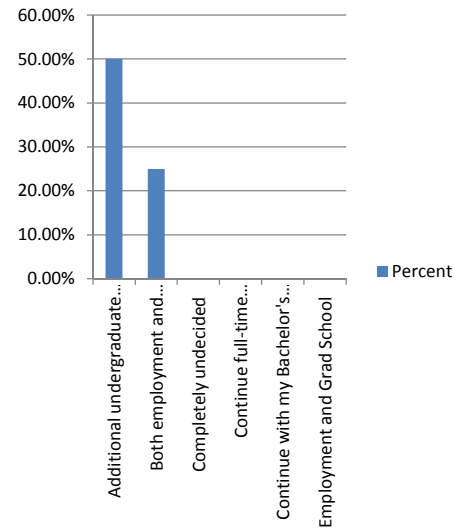
Reponses	Frequency	Percent
Elsewhere in Oklahoma	0	0.00%
Northeast Oklahoma	2	100.00%
Outside of Oklahoma	0	0.00%
Total	2	100.00%



**Graduation Survey
May 2009
AA Secondary Education**

42. My PRINCIPAL activity upon graduation MOST LIKELY will be:

Reponses	Frequency	Percent
Additional undergraduate coursework	2	50.00%
Both employment and graduate school part time	1	25.00%
Completely undecided	0	0.00%
Continue full-time employment, military, continue gra	0	0.00%
Continue with my Bachelor's elsewhere. Somewhere r	0	0.00%
Employment and Grad School	0	0.00%
Employment full-time while continuing my education ;	0	0.00%
Employment, full-time and continuing to get my bache	0	0.00%
Employment, full-time paid	1	25.00%
Employment, part-time paid	0	0.00%
Graduate or professional school, full-time	0	0.00%
Graduate or professional school, part-time	0	0.00%
I plan on working and continuing on with school	0	0.00%
Maternity leave and then employment full time	0	0.00%
Military Service	0	0.00%
Physical therapy assistant program; hopefully graduat	0	0.00%
Seek a different degree (Business is not good right now	0	0.00%
Starting or raising a family	0	0.00%
Total	4	100.00%



**Graduation Survey
May 2009
AA Secondary Education**

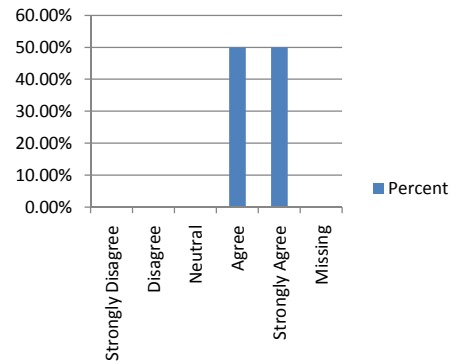
43. If you selected Graduate or Professional School in the previous question whether full or part-time, please list where and your major.

Reponses	Frequency	Percent
Where = University of Oklahoma; Major = Law	0	0.00%
Where = Arkansas; Major = BIT	0	0.00%
Where = Bartlesville Small Animal Hospital ; Major = Biological Science Medical/Molecular	0	0.00%
Where = Jacksonville, Florida; Major = Law	0	0.00%
Where = Kansas State University ; Major = Communicatons	0	0.00%
Where = Law school; Major = Sociology	0	0.00%
Where = NOC; Major = Registered Nurse	0	0.00%
Where = NSU BA; Major = Accounting and Finance	0	0.00%
Where = NSU or RSU undecided on this ; Major = Community Counseling	0	0.00%
Where = NSU; Major = MBA	0	0.00%
Where = Oklahoma State University Health Sciences in Tulsa; Major = Forensic Science	0	0.00%
Where = Oklahoma University; Major = Nursing	0	0.00%
Where = OSU Medical School; Major = D.O. (Medicine)	0	0.00%
Where = OSU Tulsa; Major = Accounting	0	0.00%
Where = OSU Tulsa; Major = Business Admin	0	0.00%
Where = OSU Tulsa; Major = Community Counseling	0	0.00%
Where = OSU Tulsa; Major = MBA	0	0.00%
Where = OU Tulsa; Major = Human Relations	1	100.00%
Where = OU Tulsa; Major = Occupational Therapy	0	0.00%
Where = OU; Major = Pharmacy	0	0.00%
Where = Rogers State University; Major = Liberal Arts	0	0.00%
Where = RSU; Major = Bachelor's in Nursing	0	0.00%
Where = still looking; Major = MBA	0	0.00%
Where = TCC for PTA; OU Schusterman for Physical Therapy	0	0.00%
Where = Tulsa University; Major = Geology	0	0.00%
Where = University of Oklahoma College of Pharmacy; Major = PharmD	0	0.00%
Where = University of Oklahoma, Tulsa Campus; Major = Masters in Occupational Therapy	0	0.00%
Where = University of Oklahoma; Major = Pharmacy (Pharm. D.)	0	0.00%
Where = University of Oklahoma; Major = Physicians Assistant Program	0	0.00%
Where = University of Tulsa; Major = Biology	0	0.00%
Where = University of Tulsa; Major = English	0	0.00%
Where = unsure; Major = Theater	0	0.00%
Where = Wichita State University; Major = Psychology	0	0.00%
Total	1	100.00%

**Graduation Survey
May 2009
AA Social Science**

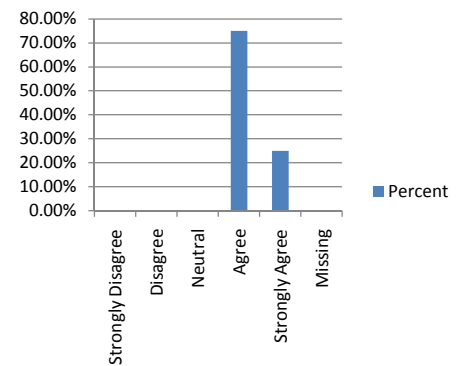
1. I received quality instruction in my general education courses.

Reponses	Frequency	Percent
Strongly Disagree	0	0.00%
Disagree	0	0.00%
Neutral	0	0.00%
Agree	2	50.00%
Strongly Agree	2	50.00%
Agree + Strongly Agree	4	100.00%
Total Valid	4	100.00%
Missing	0	0.00%
Total	4	100.00%



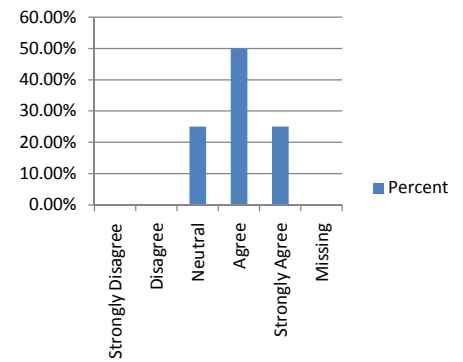
2. I received quality instruction in courses within my major.

Reponses	Frequency	Percent
Strongly Disagree	0	0.00%
Disagree	0	0.00%
Neutral	0	0.00%
Agree	3	75.00%
Strongly Agree	1	25.00%
Agree + Strongly Agree	4	100.00%
Total Valid	4	100.00%
Missing	0	0.00%
Total	4	100.00%



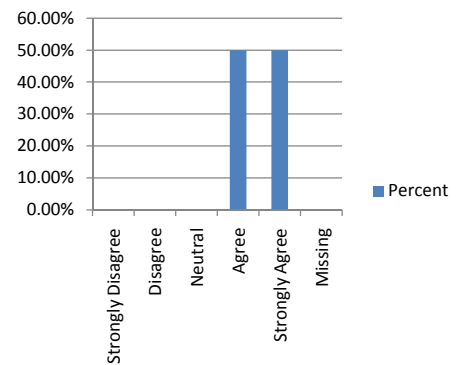
3. I am able to apply what I learned at RSU to my current experiences.

Reponses	Frequency	Percent
Strongly Disagree	0	0.00%
Disagree	0	0.00%
Neutral	1	25.00%
Agree	2	50.00%
Strongly Agree	1	25.00%
Agree + Strongly Agree	3	75.00%
Total Valid	4	100.00%
Missing	0	0.00%
Total	4	100.00%



4. I believe that RSU meets the educational needs of its students.

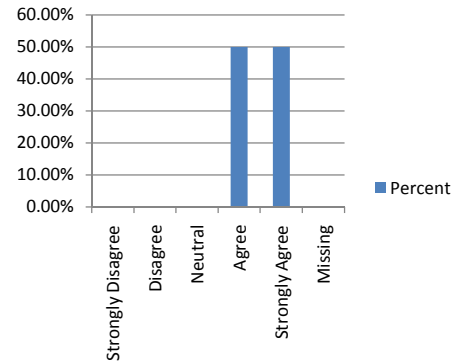
Reponses	Frequency	Percent
Strongly Disagree	0	0.00%
Disagree	0	0.00%
Neutral	0	0.00%
Agree	2	50.00%
Strongly Agree	2	50.00%
Agree + Strongly Agree	4	100.00%
Total Valid	4	100.00%
Missing	0	0.00%
Total	4	100.00%



**Graduation Survey
May 2009
AA Social Science**

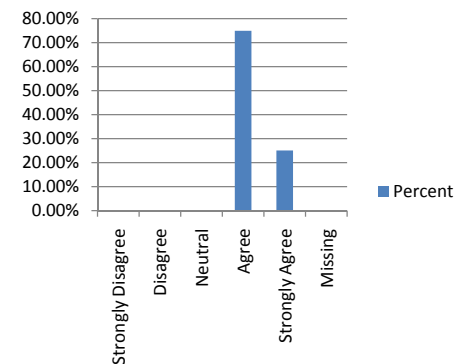
5. I believe RSU serves the educational needs of NE Oklahoma.

Reponses	Frequency	Percent
Strongly Disagree	0	0.00%
Disagree	0	0.00%
Neutral	0	0.00%
Agree	2	50.00%
Strongly Agree	2	50.00%
Agree + Strongly Agree	4	100.00%
Total Valid	4	100.00%
Missing	0	0.00%
Total	4	100.00%



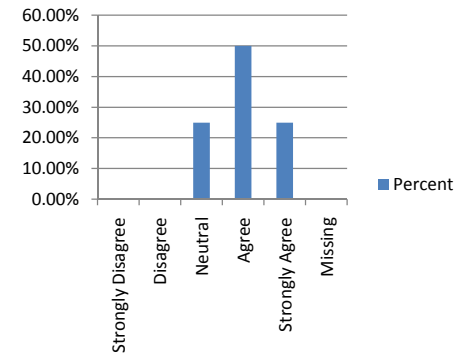
6. I believe I am competent in written and oral communication, scientific reasoning, and critical thinking.

Reponses	Frequency	Percent
Strongly Disagree	0	0.00%
Disagree	0	0.00%
Neutral	0	0.00%
Agree	3	75.00%
Strongly Agree	1	25.00%
Agree + Strongly Agree	4	100.00%
Total Valid	4	100.00%
Missing	0	0.00%
Total	4	100.00%



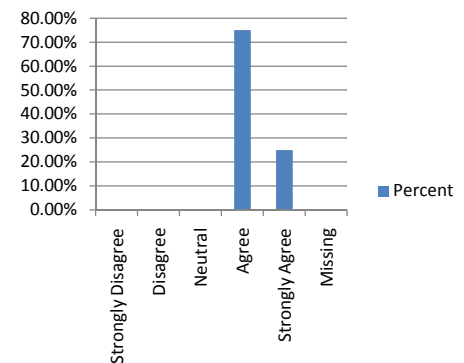
7. I believe that since attending RSU I can make better life and career decisions.

Reponses	Frequency	Percent
Strongly Disagree	0	0.00%
Disagree	0	0.00%
Neutral	1	25.00%
Agree	2	50.00%
Strongly Agree	1	25.00%
Agree + Strongly Agree	3	75.00%
Total Valid	4	100.00%
Missing	0	0.00%
Total	4	100.00%



8. I believe that I have a greater appreciation of diversity in terms of race, class, ethnicity, gender, religion, and/or nationality.

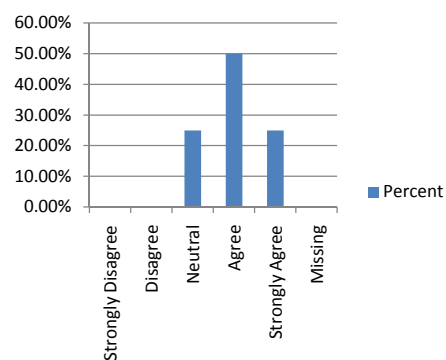
Reponses	Frequency	Percent
Strongly Disagree	0	0.00%
Disagree	0	0.00%
Neutral	0	0.00%
Agree	3	75.00%
Strongly Agree	1	25.00%
Agree + Strongly Agree	4	100.00%
Total Valid	4	100.00%
Missing	0	0.00%
Total	4	100.00%



**Graduation Survey
May 2009
AA Social Science**

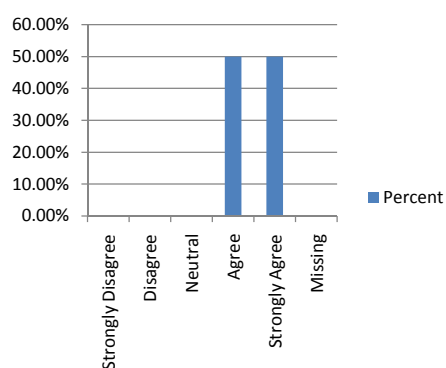
9. I believe that the educational goals I set for myself at RSU were met.

Reponses	Frequency	Percent
Strongly Disagree	0	0.00%
Disagree	0	0.00%
Neutral	1	25.00%
Agree	2	50.00%
Strongly Agree	1	25.00%
Agree + Strongly Agree	3	75.00%
Total Valid	4	100.00%
Missing	0	0.00%
Total	4	100.00%



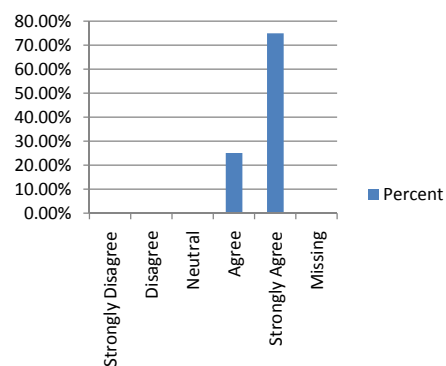
10. Overall, I am satisfied with the instruction I received at RSU.

Reponses	Frequency	Percent
Strongly Disagree	0	0.00%
Disagree	0	0.00%
Neutral	0	0.00%
Agree	2	50.00%
Strongly Agree	2	50.00%
Agree + Strongly Agree	4	100.00%
Total Valid	4	100.00%
Missing	0	0.00%
Total	4	100.00%



11. Faculty show a high degree of interest in student learning.

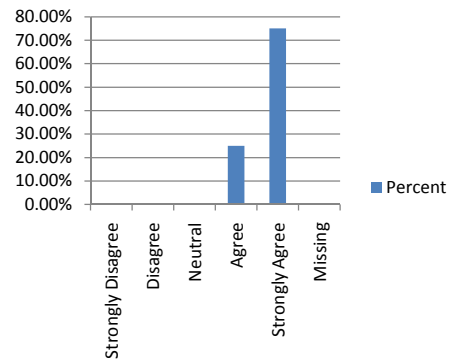
Reponses	Frequency	Percent
Strongly Disagree	0	0.00%
Disagree	0	0.00%
Neutral	0	0.00%
Agree	1	25.00%
Strongly Agree	3	75.00%
Agree + Strongly Agree	4	100.00%
Total Valid	4	100.00%
Missing	0	0.00%
Total	4	100.00%



**Graduation Survey
May 2009
AA Social Science**

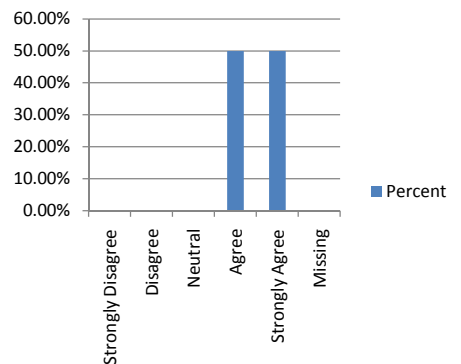
12. Faculty teaching general education courses were well prepared for the courses they taught.

Reponses	Frequency	Percent
Strongly Disagree	0	0.00%
Disagree	0	0.00%
Neutral	0	0.00%
Agree	1	25.00%
Strongly Agree	3	75.00%
Agree + Strongly Agree	4	100.00%
Total Valid	4	100.00%
Missing	0	0.00%
Total	4	100.00%



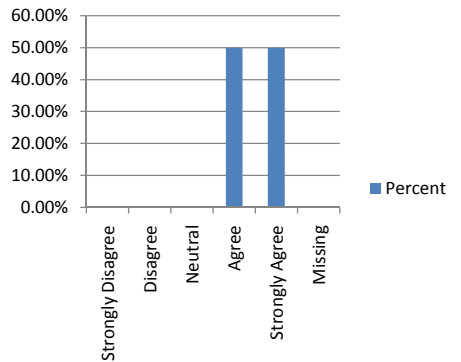
13. Faculty teaching courses in my major were well prepared for the courses they taught.

Reponses	Frequency	Percent
Strongly Disagree	0	0.00%
Disagree	0	0.00%
Neutral	0	0.00%
Agree	2	50.00%
Strongly Agree	2	50.00%
Agree + Strongly Agree	4	100.00%
Total Valid	4	100.00%
Missing	0	0.00%
Total	4	100.00%



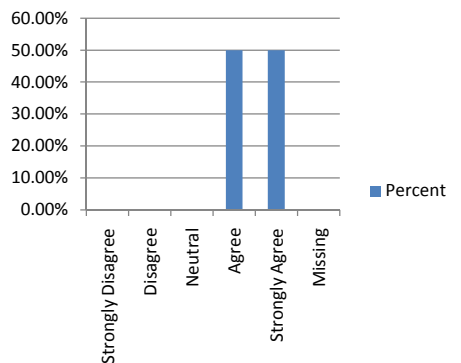
14. Faculty were available during their office hours.

Reponses	Frequency	Percent
Strongly Disagree	0	0.00%
Disagree	0	0.00%
Neutral	0	0.00%
Agree	2	50.00%
Strongly Agree	2	50.00%
Agree + Strongly Agree	4	100.00%
Total Valid	4	100.00%
Missing	0	0.00%
Total	4	100.00%



15. Faculty teaching general education courses demonstrated a concern for my progress.

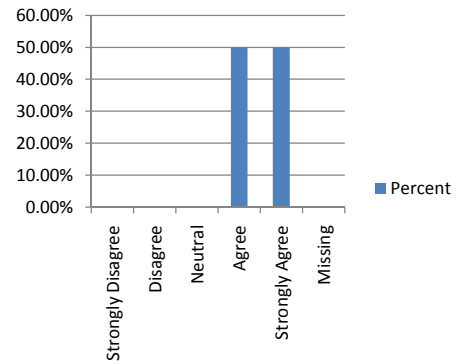
Reponses	Frequency	Percent
Strongly Disagree	0	0.00%
Disagree	0	0.00%
Neutral	0	0.00%
Agree	2	50.00%
Strongly Agree	2	50.00%
Agree + Strongly Agree	4	100.00%
Total Valid	4	100.00%
Missing	0	0.00%
Total	4	100.00%



**Graduation Survey
May 2009
AA Social Science**

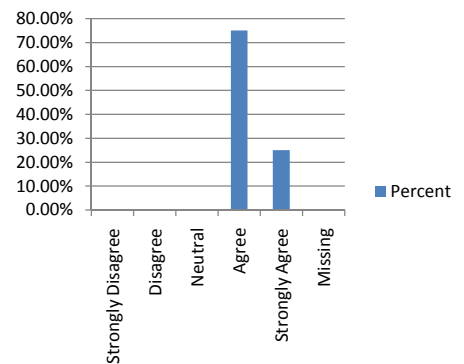
16. Faculty teaching courses in my major demonstrated a concern for my progress.

Reponses	Frequency	Percent
Strongly Disagree	0	0.00%
Disagree	0	0.00%
Neutral	0	0.00%
Agree	2	50.00%
Strongly Agree	2	50.00%
Agree + Strongly Agree	4	100.00%
Total Valid	4	100.00%
Missing	0	0.00%
Total	4	100.00%



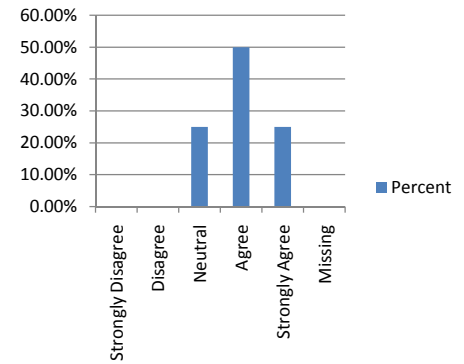
17. My faculty/academic advisor was available.

Reponses	Frequency	Percent
Strongly Disagree	0	0.00%
Disagree	0	0.00%
Neutral	0	0.00%
Agree	3	75.00%
Strongly Agree	1	25.00%
Agree + Strongly Agree	4	100.00%
Total Valid	4	100.00%
Missing	0	0.00%
Total	4	100.00%



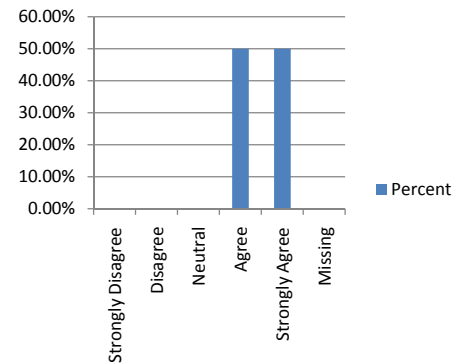
18. My faculty/academic advisor guided me toward my academic and career goals.

Reponses	Frequency	Percent
Strongly Disagree	0	0.00%
Disagree	0	0.00%
Neutral	1	25.00%
Agree	2	50.00%
Strongly Agree	1	25.00%
Agree + Strongly Agree	3	75.00%
Total Valid	4	100.00%
Missing	0	0.00%
Total	4	100.00%



19. Smaller course sizes (25 or fewer) increased my ability to learn.

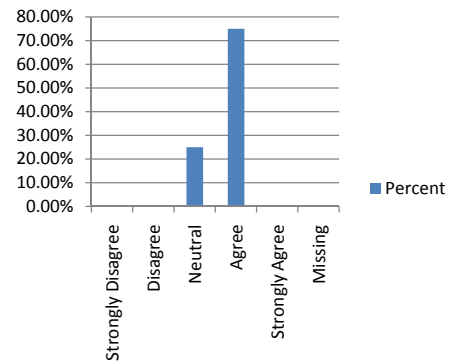
Reponses	Frequency	Percent
Strongly Disagree	0	0.00%
Disagree	0	0.00%
Neutral	0	0.00%
Agree	2	50.00%
Strongly Agree	2	50.00%
Agree + Strongly Agree	4	100.00%
Total Valid	4	100.00%
Missing	0	0.00%
Total	4	100.00%



**Graduation Survey
May 2009
AA Social Science**

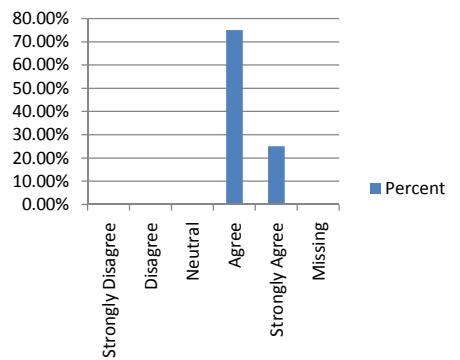
20. Courses were generally scheduled in a time frame that met my needs.

Reponses	Frequency	Percent
Strongly Disagree	0	0.00%
Disagree	0	0.00%
Neutral	1	25.00%
Agree	3	75.00%
Strongly Agree	0	0.00%
Agree + Strongly Agree	3	75.00%
Total Valid	4	100.00%
Missing	0	0.00%
Total	4	100.00%



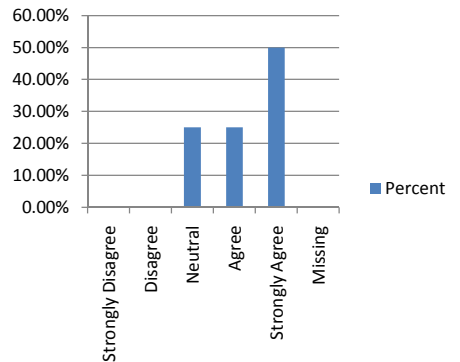
21. Grading and evaluation methods were fair and reflected my learning.

Reponses	Frequency	Percent
Strongly Disagree	0	0.00%
Disagree	0	0.00%
Neutral	0	0.00%
Agree	3	75.00%
Strongly Agree	1	25.00%
Agree + Strongly Agree	4	100.00%
Total Valid	4	100.00%
Missing	0	0.00%
Total	4	100.00%



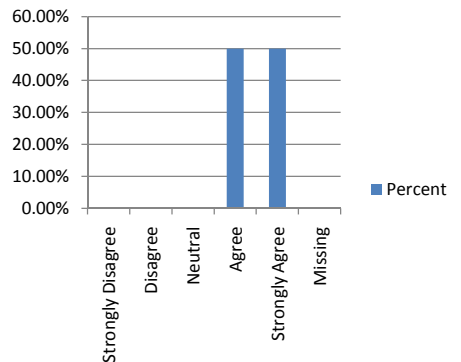
22. The course descriptions in the Bulletin adequately described the courses.

Reponses	Frequency	Percent
Strongly Disagree	0	0.00%
Disagree	0	0.00%
Neutral	1	25.00%
Agree	1	25.00%
Strongly Agree	2	50.00%
Agree + Strongly Agree	3	75.00%
Total Valid	4	100.00%
Missing	0	0.00%
Total	4	100.00%



23. Electronic course supplements were appropriate for the courses being taught.

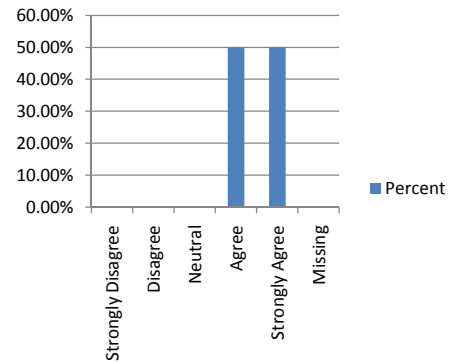
Reponses	Frequency	Percent
Strongly Disagree	0	0.00%
Disagree	0	0.00%
Neutral	0	0.00%
Agree	2	50.00%
Strongly Agree	2	50.00%
Agree + Strongly Agree	4	100.00%
Total Valid	4	100.00%
Missing	0	0.00%
Total	4	100.00%



**Graduation Survey
May 2009
AA Social Science**

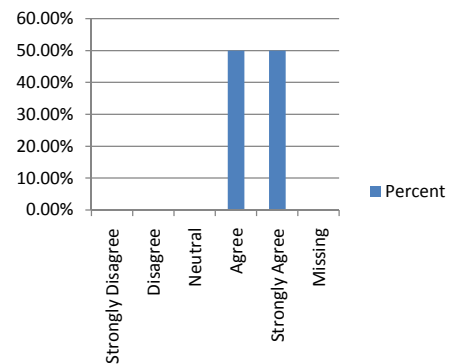
24. Considering what I now know, I would attend RSU again.

Reponses	Frequency	Percent
Strongly Disagree	0	0.00%
Disagree	0	0.00%
Neutral	0	0.00%
Agree	2	50.00%
Strongly Agree	2	50.00%
Agree + Strongly Agree	4	100.00%
Total Valid	4	100.00%
Missing	0	0.00%
Total	4	100.00%



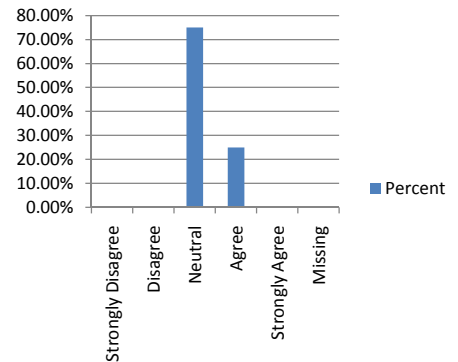
25. I would encourage my family and friends to attend RSU.

Reponses	Frequency	Percent
Strongly Disagree	0	0.00%
Disagree	0	0.00%
Neutral	0	0.00%
Agree	2	50.00%
Strongly Agree	2	50.00%
Agree + Strongly Agree	4	100.00%
Total Valid	4	100.00%
Missing	0	0.00%
Total	4	100.00%



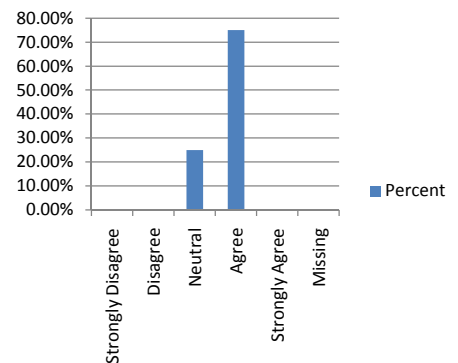
26. The Career Placement Service was helpful.

Reponses	Frequency	Percent
Strongly Disagree	0	0.00%
Disagree	0	0.00%
Neutral	3	75.00%
Agree	1	25.00%
Strongly Agree	0	0.00%
Agree + Strongly Agree	1	25.00%
Total Valid	4	100.00%
Missing	0	0.00%
Total	4	100.00%



27. Overall, my student life experiences at RSU were positive.

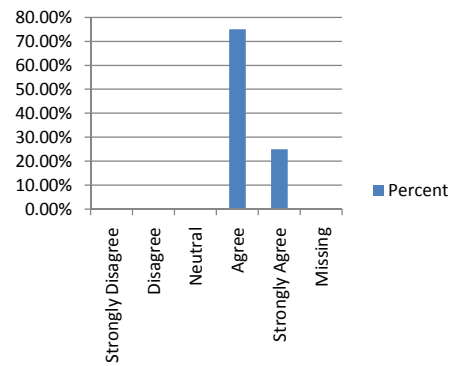
Reponses	Frequency	Percent
Strongly Disagree	0	0.00%
Disagree	0	0.00%
Neutral	1	25.00%
Agree	3	75.00%
Strongly Agree	0	0.00%
Agree + Strongly Agree	3	75.00%
Total Valid	4	100.00%
Missing	0	0.00%
Total	4	100.00%



**Graduation Survey
May 2009
AA Social Science**

28. Overall, I am satisfied with the entire educational experience at RSU.

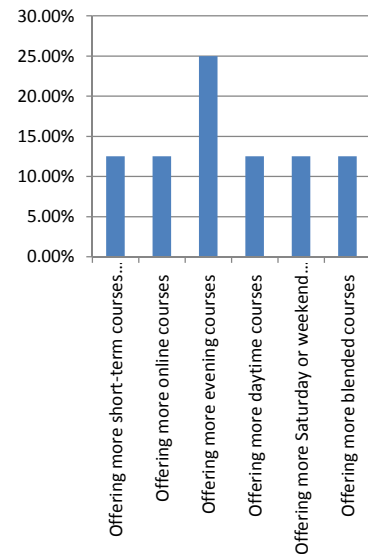
Reponses	Frequency	Percent
Strongly Disagree	0	0.00%
Disagree	0	0.00%
Neutral	0	0.00%
Agree	3	75.00%
Strongly Agree	1	25.00%
Agree + Strongly Agree	4	100.00%
Total Valid	4	100.00%
Missing	0	0.00%
Total	4	100.00%



**Graduation Survey
May 2009
AA Social Science**

29. RSU could improve the educational programs to better meet my needs by: (check all that apply)

Reponses	Frequency	Percent
Offering more short-term courses (example: 4 or 8 weeks)	1	12.50%
Offering more online courses	1	12.50%
Offering more evening courses	2	25.00%
Offering more daytime courses	1	12.50%
Offering more Saturday or weekend courses	1	12.50%
Offering more blended courses	1	12.50%
Get teaching programs	0	0.00%
Make sure the instructor is actually "teaching" the assigned subject.	0	0.00%
Offering nursing program that goes straight through to bsn.	0	0.00%
Improvement of science labs (facilities and equipment)	0	0.00%
Offering more majors	0	0.00%
Knowing that there is now an Elementary Education BA degree program on your campus. It is not even in the list below.	0	0.00%
Having a variety of teachers teaching the courses instead of just two for the major	0	0.00%
More medical/molecular classes	0	0.00%
Some classes have not been offered at all! i.e. Values and Ethics has not been offered for the past 2 years!!	0	0.00%
More than just one time slot available for courses	0	0.00%
I don't think assignments should be given out over break or a week before finals...it takes away from taking a chance to relax and/or study for finals!	0	0.00%
More upper division med/molecular classes	0	0.00%
Offering more of the junior and senior level courses every semester.	0	0.00%
Offer CJA classes more often	0	0.00%
Having a class offered year round especially in the biology department	0	0.00%
Offer more psychology courses in general. RSU needs to hire more faculty.	0	0.00%
Offering more two day classes (MW or TR)	0	0.00%
Offering courses applicable to nursing students on Wed-Fri in order to comply with their required clinical days.	0	0.00%
Photography courses during the day.	0	0.00%
Accept more CLEP tests. Advertise CLEP and advanced standing tests more.	0	0.00%
What about Elementary education for ?	0	0.00%
Offering more courses during the summer term for Criminal Justice students	0	0.00%
RSU needs better career placement & the academic advisors were not helpful.	0	0.00%
Better counseling as what classes to take, before taking another one.	1	12.50%
Changes in Internship policy	0	0.00%
Total	8	100.00%



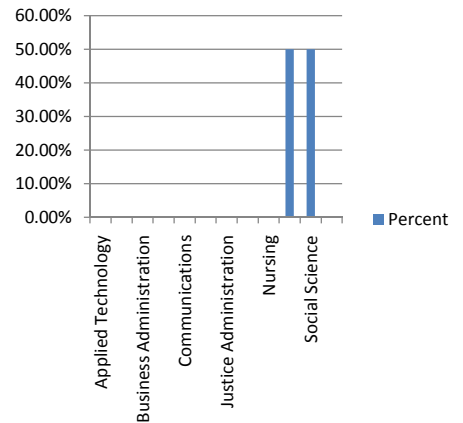
**Graduation Survey
May 2009
AA Social Science**

30. My major of study is: (Bachelor degree)

Reponses

Applied Technology
Biology
Business Administration
Business Information Technology
Communications
Community Counseling
Justice Administration
Liberal Arts
Nursing
Organizational Leadership
Social Science
Visual Arts
Total

Frequency	Percent
0	0.00%
0	0.00%
0	0.00%
0	0.00%
0	0.00%
0	0.00%
0	0.00%
0	0.00%
0	0.00%
1	50.00%
1	50.00%
0	0.00%
2	100.00%

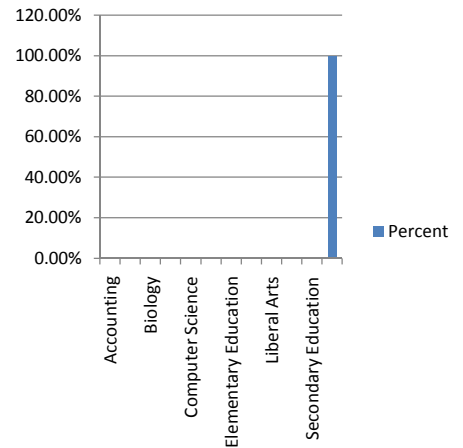


31. My major of study is: (Associate in Arts or Science)

Reponses

Accounting
Art
Biology
Business Administration
Computer Science
Criminal Justice Studies
Elementary Education
Legal Assisting
Liberal Arts
Physical Science
Secondary Education
Social Science
Total

Frequency	Percent
0	0.00%
0	0.00%
0	0.00%
0	0.00%
0	0.00%
0	0.00%
0	0.00%
0	0.00%
0	0.00%
0	0.00%
0	0.00%
4	100.00%
4	100.00%

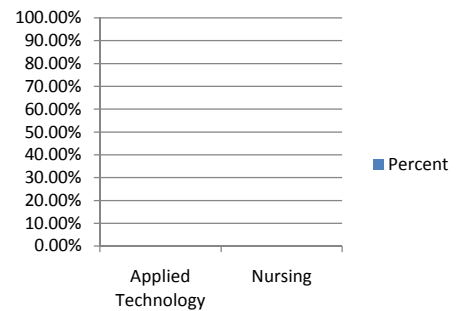


32. My major of study is: (Associate in Applied Science)

Reponses

Applied Technology
Nursing
Total

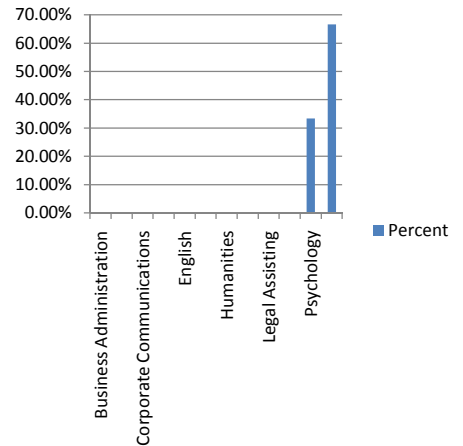
Frequency	Percent
0	0.00%
0	0.00%
0	0.00%



**Graduation Survey
May 2009
AA Social Science**

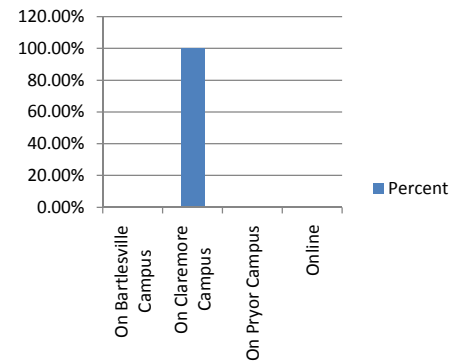
33. My minor is (applicable to bachelor's degree graduates only):

Reponses	Frequency	Percent
Business Administration	0	0.00%
Computer Science	0	0.00%
Corporate Communications	0	0.00%
Criminal Justice-COP	0	0.00%
English	0	0.00%
History	0	0.00%
Humanities	0	0.00%
Justice Administration	0	0.00%
Legal Assisting	0	0.00%
Political Science	0	0.00%
Psychology	1	33.33%
Sociology	2	66.67%
Total	3	100.00%



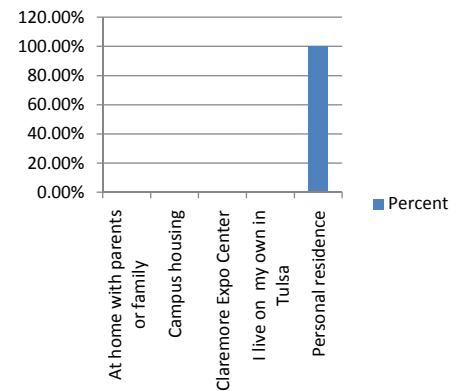
34. Most of my courses have been (Please mark one):

Reponses	Frequency	Percent
On Bartlesville Campus	0	0.00%
On Claremore Campus	4	100.00%
On Pryor Campus	0	0.00%
Online	0	0.00%
Total	4	100.00%



35. My residence during MOST of my education at RSU was:

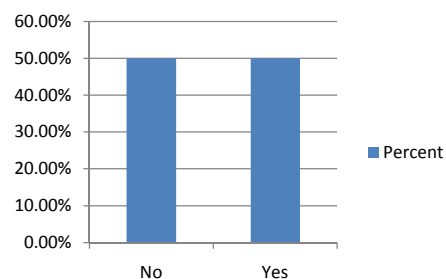
Reponses	Frequency	Percent
At home with parents or family	0	0.00%
Campus housing	0	0.00%
Claremore Expo Center	0	0.00%
I live on my own in Tulsa	0	0.00%
Personal residence	4	100.00%
Total	4	100.00%



**Graduation Survey
May 2009
AA Social Science**

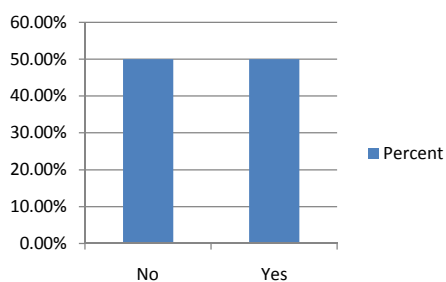
36. Are you the first person in your family to graduate with a Bachelor's degree?

Reponses	Frequency	Percent
No	2	50.00%
Yes	2	50.00%
Total	4	100.00%



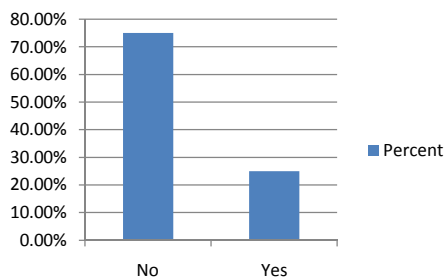
37. Are you the first person in your family to graduate with an Associate in Arts or Science degree?

Reponses	Frequency	Percent
No	2	50.00%
Yes	2	50.00%
Total	4	100.00%



38. Are you the first person in your family to graduate with an Associate in Applied Science degree?

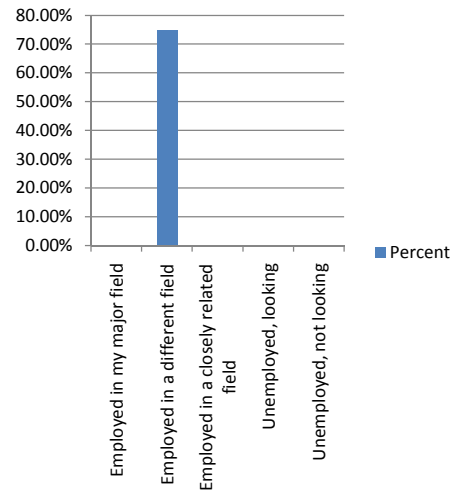
Reponses	Frequency	Percent
No	3	75.00%
Yes	1	25.00%
Total	4	100.00%



**Graduation Survey
May 2009
AA Social Science**

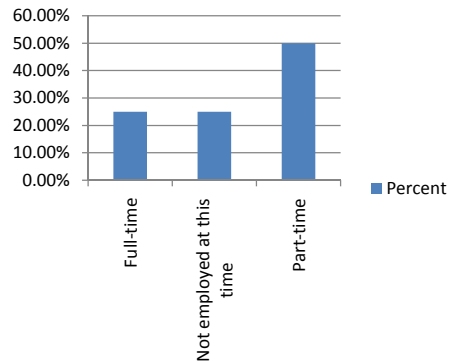
39. I am currently:

Reponses	Frequency	Percent
Employed in my major field	0	0.00%
Employed in a different field	3	75.00%
Employed in a closely related field	0	0.00%
Unemployed, looking	0	0.00%
Unemployed, not looking	0	0.00%
Rogers State University	0	0.00%
Cameron University	0	0.00%
University of Oklahoma	0	0.00%
NSU	1	25.00%
University of Oklahoma College of Pharmacy	0	0.00%
University of Tulsa	0	0.00%
Another Insitution	0	0.00%
At OSU and I am currently employed in my major field of study.	0	0.00%
Cameron University - Claremore Campus	0	0.00%
Florida Coastal Law School	0	0.00%
NOC	0	0.00%
Northeastern State University, Broken Arrow	0	0.00%
OSU-Tulsa	0	0.00%
Physical Therapy program	0	0.00%
TCC/OSU Tulsa	0	0.00%
Wichita State University	0	0.00%
Total	4	100.00%



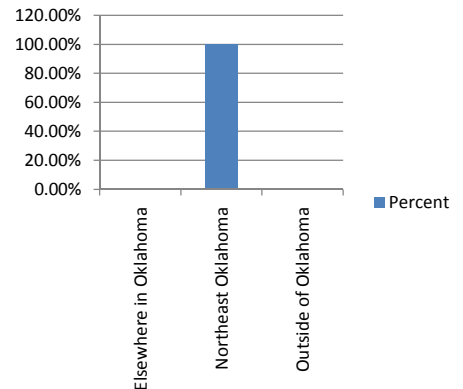
40. I am employed:

Reponses	Frequency	Percent
Full-time	1	25.00%
Not employed at this time	1	25.00%
Part-time	2	50.00%
Total	4	100.00%



41. I am employed in:

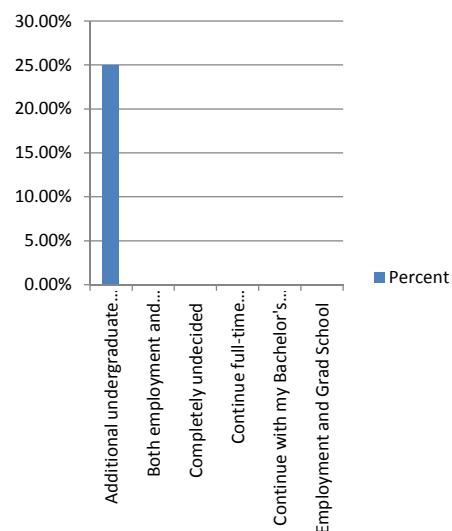
Reponses	Frequency	Percent
Elsewhere in Oklahoma	0	0.00%
Northeast Oklahoma	3	100.00%
Outside of Oklahoma	0	0.00%
Total	3	100.00%



**Graduation Survey
May 2009
AA Social Science**

42. My PRINCIPAL activity upon graduation MOST LIKELY will be:

Reponses	Frequency	Percent
Additional undergraduate coursework	1	25.00%
Both employment and graduate school part time	0	0.00%
Completely undecided	0	0.00%
Continue full-time employment, military, continue gra	0	0.00%
Continue with my Bachelor's elsewhere. Somewhere r	0	0.00%
Employment and Grad School	0	0.00%
Employment full-time while continuing my education ;	0	0.00%
Employment, full-time and continuing to get my bache	0	0.00%
Employment, full-time paid	2	50.00%
Employment, part-time paid	0	0.00%
Graduate or professional school, full-time	0	0.00%
Graduate or professional school, part-time	0	0.00%
I plan on working and continuing on with school	0	0.00%
Maternity leave and then employment full time	1	25.00%
Military Service	0	0.00%
Physical therapy assistant program; hopefully graduat	0	0.00%
Seek a different degree (Business is not good right now	0	0.00%
Starting or raising a family	0	0.00%
Total	4	100.00%



**Graduation Survey
May 2009
AA Social Science**

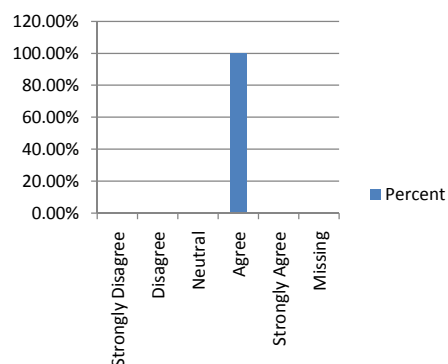
43. If you selected Graduate or Professional School in the previous question whether full or part-time, please list where and your major.

Responses	Frequency	Percent
Where = University of Oklahoma; Major = Law	0	0.00%
Where = Arkansas; Major = BIT	0	0.00%
Where = Bartlesville Small Animal Hospital ; Major = Biological Science Medical/Molecular	0	0.00%
Where = Jacksonville, Florida; Major = Law	0	0.00%
Where = Kansas State University ; Major = Communicatons	0	0.00%
Where = Law school; Major = Sociology	0	0.00%
Where = NOC; Major = Registered Nurse	0	0.00%
Where = NSU BA; Major = Accounting and Finance	0	0.00%
Where = NSU or RSU undecided on this ; Major = Community Counseling	0	0.00%
Where = NSU; Major = MBA	0	0.00%
Where = Oklahoma State University Health Sciences in Tulsa; Major = Forensic Science	0	0.00%
Where = Oklahoma University; Major = Nursing	0	0.00%
Where = OSU Medical School; Major = D.O. (Medicine)	0	0.00%
Where = OSU Tulsa; Major = Accounting	0	0.00%
Where = OSU Tulsa; Major = Business Admin	0	0.00%
Where = OSU Tulsa; Major = Community Counseling	0	0.00%
Where = OSU Tulsa; Major = MBA	0	0.00%
Where = OU Tulsa; Major = Human Relations	0	0.00%
Where = OU Tulsa; Major = Occupational Therapy	0	0.00%
Where = OU; Major = Pharmacy	0	0.00%
Where = Rogers State University; Major = Liberal Arts	0	0.00%
Where = RSU; Major = Bachelor's in Nursing	0	0.00%
Where = still looking; Major = MBA	0	0.00%
Where = TCC for PTA; OU Schusterman for Physical Therapy	0	0.00%
Where = Tulsa University; Major = Geology	0	0.00%
Where = University of Oklahoma College of Pharmacy; Major = PharmD	0	0.00%
Where = University of Oklahoma, Tulsa Campus; Major = Masters in Occupational Therapy	0	0.00%
Where = University of Oklahoma; Major = Pharmacy (Pharm. D.)	0	0.00%
Where = University of Oklahoma; Major = Physicians Assistant Program	0	0.00%
Where = University of Tulsa; Major = Biology	0	0.00%
Where = University of Tulsa; Major = English	0	0.00%
Where = unsure; Major = Theater	0	0.00%
Where = Wichita State University; Major = Psychology	0	0.00%
Total	0	0.00%

**Graduation Survey
May 2009
AS Computer Science**

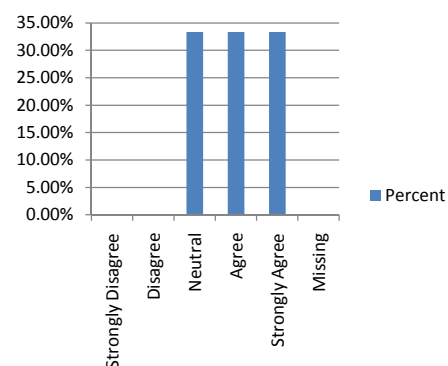
1. I received quality instruction in my general education courses.

Reponses	Frequency	Percent
Strongly Disagree	0	0.00%
Disagree	0	0.00%
Neutral	0	0.00%
Agree	3	100.00%
Strongly Agree	0	0.00%
Agree + Strongly Agree	3	100.00%
Total Valid	3	100.00%
Missing	0	0.00%
Total	3	100.00%



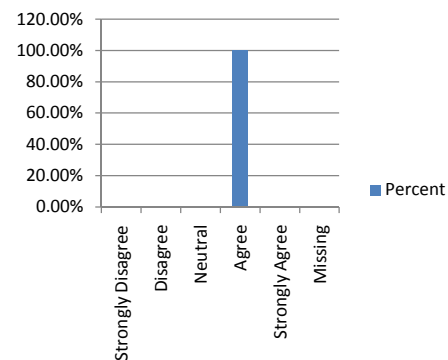
2. I received quality instruction in courses within my major.

Reponses	Frequency	Percent
Strongly Disagree	0	0.00%
Disagree	0	0.00%
Neutral	1	33.33%
Agree	1	33.33%
Strongly Agree	1	33.33%
Agree + Strongly Agree	2	66.67%
Total Valid	3	100.00%
Missing	0	0.00%
Total	3	100.00%



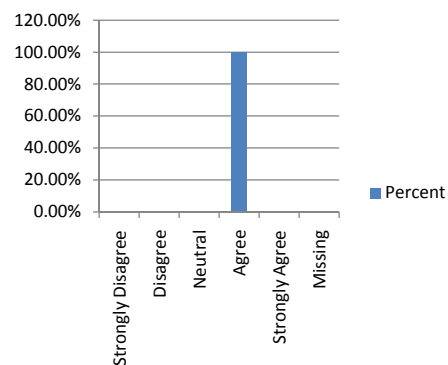
3. I am able to apply what I learned at RSU to my current experiences.

Reponses	Frequency	Percent
Strongly Disagree	0	0.00%
Disagree	0	0.00%
Neutral	0	0.00%
Agree	3	100.00%
Strongly Agree	0	0.00%
Agree + Strongly Agree	3	100.00%
Total Valid	3	100.00%
Missing	0	0.00%
Total	3	100.00%



4. I believe that RSU meets the educational needs of its students.

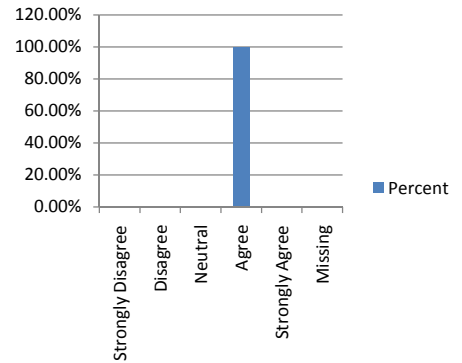
Reponses	Frequency	Percent
Strongly Disagree	0	0.00%
Disagree	0	0.00%
Neutral	0	0.00%
Agree	3	100.00%
Strongly Agree	0	0.00%
Agree + Strongly Agree	3	100.00%
Total Valid	3	100.00%
Missing	0	0.00%
Total	3	100.00%



**Graduation Survey
May 2009
AS Computer Science**

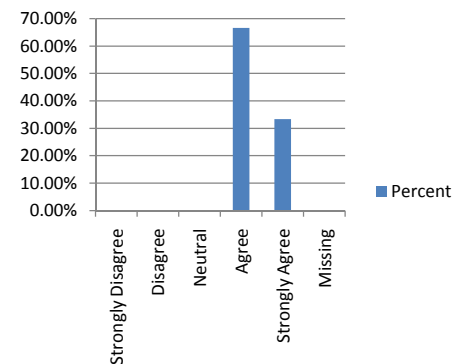
5. I believe RSU serves the educational needs of NE Oklahoma.

Reponses	Frequency	Percent
Strongly Disagree	0	0.00%
Disagree	0	0.00%
Neutral	0	0.00%
Agree	3	100.00%
Strongly Agree	0	0.00%
Agree + Strongly Agree	3	100.00%
Total Valid	3	100.00%
Missing	0	0.00%
Total	3	100.00%



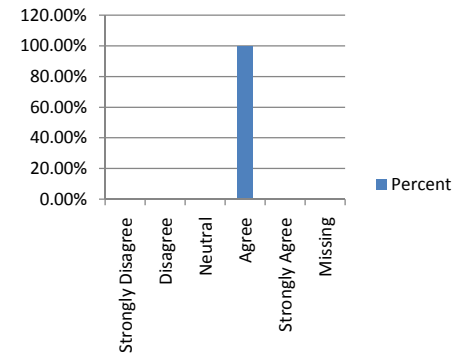
6. I believe I am competent in written and oral communication, scientific reasoning, and critical thinking.

Reponses	Frequency	Percent
Strongly Disagree	0	0.00%
Disagree	0	0.00%
Neutral	0	0.00%
Agree	2	66.67%
Strongly Agree	1	33.33%
Agree + Strongly Agree	3	100.00%
Total Valid	3	100.00%
Missing	0	0.00%
Total	3	100.00%



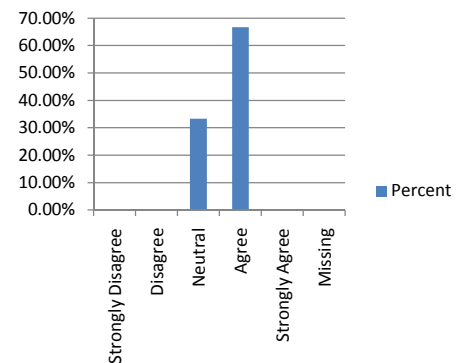
7. I believe that since attending RSU I can make better life and career decisions.

Reponses	Frequency	Percent
Strongly Disagree	0	0.00%
Disagree	0	0.00%
Neutral	0	0.00%
Agree	3	100.00%
Strongly Agree	0	0.00%
Agree + Strongly Agree	3	100.00%
Total Valid	3	100.00%
Missing	0	0.00%
Total	3	100.00%



8. I believe that I have a greater appreciation of diversity in terms of race, class, ethnicity, gender, religion, and/or nationality.

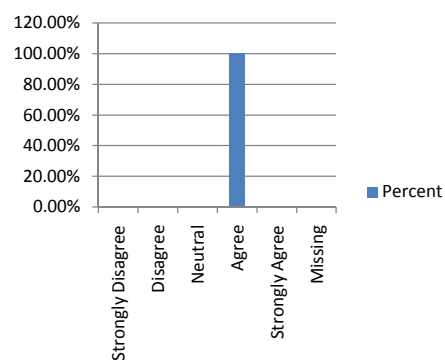
Reponses	Frequency	Percent
Strongly Disagree	0	0.00%
Disagree	0	0.00%
Neutral	1	33.33%
Agree	2	66.67%
Strongly Agree	0	0.00%
Agree + Strongly Agree	2	66.67%
Total Valid	3	100.00%
Missing	0	0.00%
Total	3	100.00%



**Graduation Survey
May 2009
AS Computer Science**

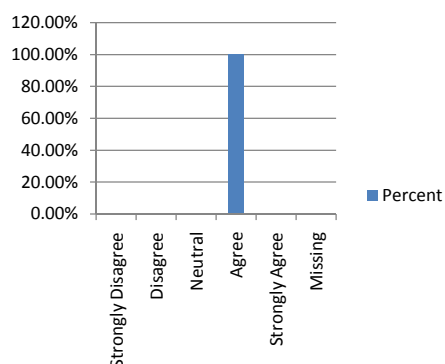
9. I believe that the educational goals I set for myself at RSU were met.

Reponses	Frequency	Percent
Strongly Disagree	0	0.00%
Disagree	0	0.00%
Neutral	0	0.00%
Agree	3	100.00%
Strongly Agree	0	0.00%
Agree + Strongly Agree	3	100.00%
Total Valid	3	100.00%
Missing	0	0.00%
Total	3	100.00%



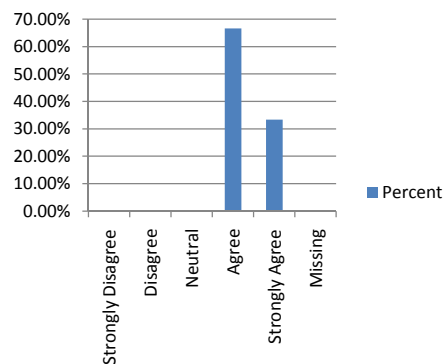
10. Overall, I am satisfied with the instruction I received at RSU.

Reponses	Frequency	Percent
Strongly Disagree	0	0.00%
Disagree	0	0.00%
Neutral	0	0.00%
Agree	3	100.00%
Strongly Agree	0	0.00%
Agree + Strongly Agree	3	100.00%
Total Valid	3	100.00%
Missing	0	0.00%
Total	3	100.00%



11. Faculty show a high degree of interest in student learning.

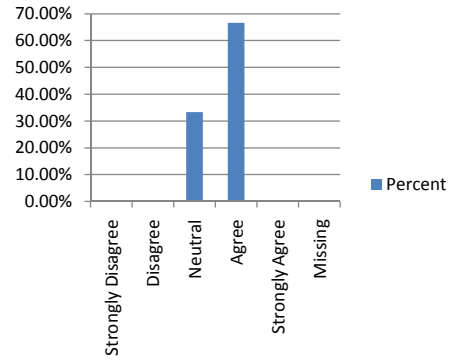
Reponses	Frequency	Percent
Strongly Disagree	0	0.00%
Disagree	0	0.00%
Neutral	0	0.00%
Agree	2	66.67%
Strongly Agree	1	33.33%
Agree + Strongly Agree	3	100.00%
Total Valid	3	100.00%
Missing	0	0.00%
Total	3	100.00%



**Graduation Survey
May 2009
AS Computer Science**

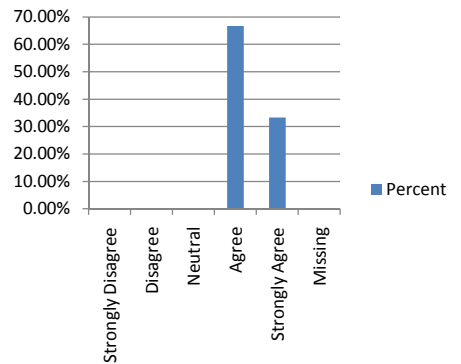
12. Faculty teaching general education courses were well prepared for the courses they taught.

Reponses	Frequency	Percent
Strongly Disagree	0	0.00%
Disagree	0	0.00%
Neutral	1	33.33%
Agree	2	66.67%
Strongly Agree	0	0.00%
Agree + Strongly Agree	2	66.67%
Total Valid	3	100.00%
Missing	0	0.00%
Total	3	100.00%



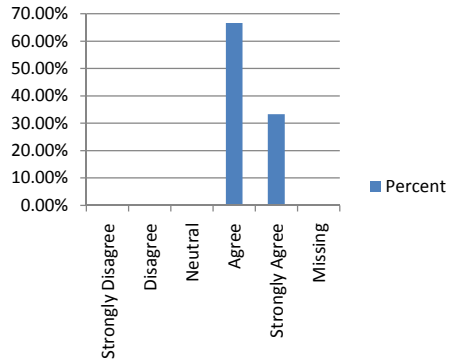
13. Faculty teaching courses in my major were well prepared for the courses they taught.

Reponses	Frequency	Percent
Strongly Disagree	0	0.00%
Disagree	0	0.00%
Neutral	0	0.00%
Agree	2	66.67%
Strongly Agree	1	33.33%
Agree + Strongly Agree	3	100.00%
Total Valid	3	100.00%
Missing	0	0.00%
Total	3	100.00%



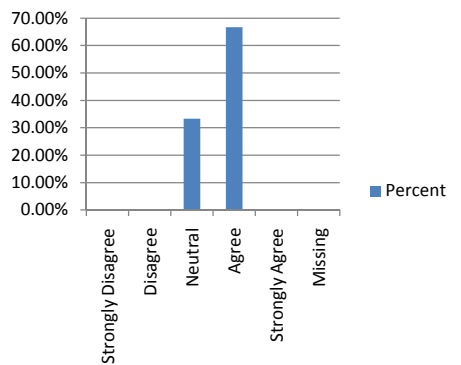
14. Faculty were available during their office hours.

Reponses	Frequency	Percent
Strongly Disagree	0	0.00%
Disagree	0	0.00%
Neutral	0	0.00%
Agree	2	66.67%
Strongly Agree	1	33.33%
Agree + Strongly Agree	3	100.00%
Total Valid	3	100.00%
Missing	0	0.00%
Total	3	100.00%



15. Faculty teaching general education courses demonstrated a concern for my progress.

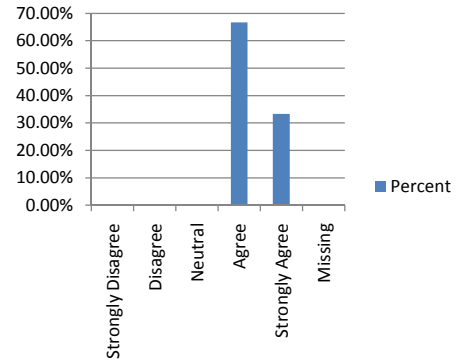
Reponses	Frequency	Percent
Strongly Disagree	0	0.00%
Disagree	0	0.00%
Neutral	1	33.33%
Agree	2	66.67%
Strongly Agree	0	0.00%
Agree + Strongly Agree	2	66.67%
Total Valid	3	100.00%
Missing	0	0.00%
Total	3	100.00%



**Graduation Survey
May 2009
AS Computer Science**

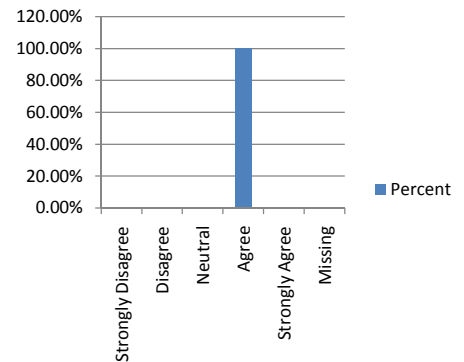
16. Faculty teaching courses in my major demonstrated a concern for my progress.

Reponses	Frequency	Percent
Strongly Disagree	0	0.00%
Disagree	0	0.00%
Neutral	0	0.00%
Agree	2	66.67%
Strongly Agree	1	33.33%
Agree + Strongly Agree	3	100.00%
Total Valid	3	100.00%
Missing	0	0.00%
Total	3	100.00%



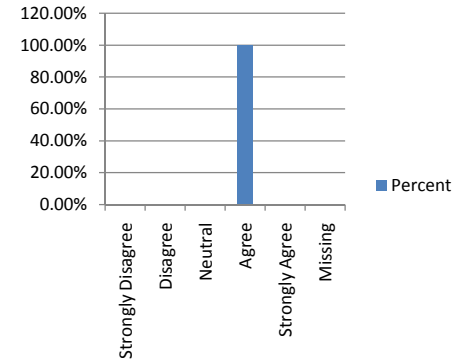
17. My faculty/academic advisor was available.

Reponses	Frequency	Percent
Strongly Disagree	0	0.00%
Disagree	0	0.00%
Neutral	0	0.00%
Agree	3	100.00%
Strongly Agree	0	0.00%
Agree + Strongly Agree	3	100.00%
Total Valid	3	100.00%
Missing	0	0.00%
Total	3	100.00%



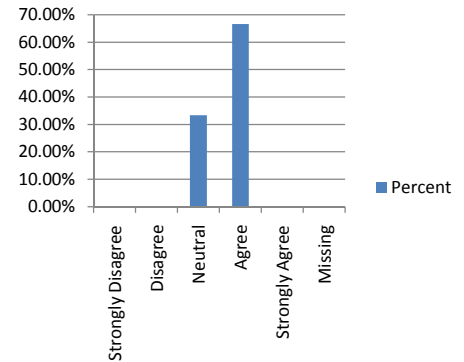
18. My faculty/academic advisor guided me toward my academic and career goals.

Reponses	Frequency	Percent
Strongly Disagree	0	0.00%
Disagree	0	0.00%
Neutral	0	0.00%
Agree	3	100.00%
Strongly Agree	0	0.00%
Agree + Strongly Agree	3	100.00%
Total Valid	3	100.00%
Missing	0	0.00%
Total	3	100.00%



19. Smaller course sizes (25 or fewer) increased my ability to learn.

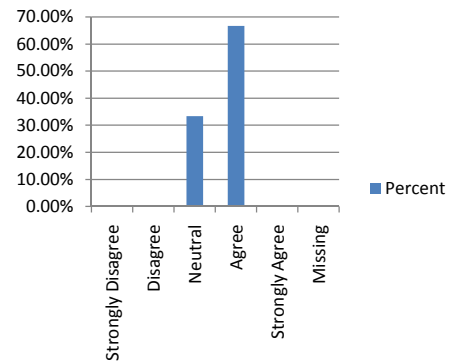
Reponses	Frequency	Percent
Strongly Disagree	0	0.00%
Disagree	0	0.00%
Neutral	1	33.33%
Agree	2	66.67%
Strongly Agree	0	0.00%
Agree + Strongly Agree	2	66.67%
Total Valid	3	100.00%
Missing	0	0.00%
Total	3	100.00%



**Graduation Survey
May 2009
AS Computer Science**

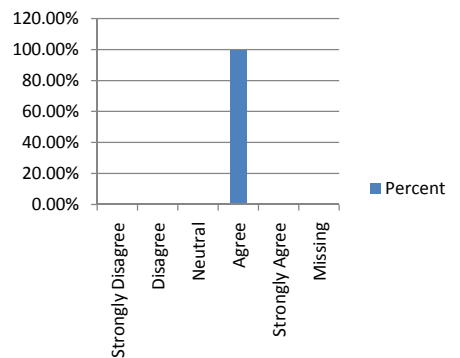
20. Courses were generally scheduled in a time frame that met my needs.

Reponses	Frequency	Percent
Strongly Disagree	0	0.00%
Disagree	0	0.00%
Neutral	1	33.33%
Agree	2	66.67%
Strongly Agree	0	0.00%
Agree + Strongly Agree	2	66.67%
Total Valid	3	100.00%
Missing	0	0.00%
Total	3	100.00%



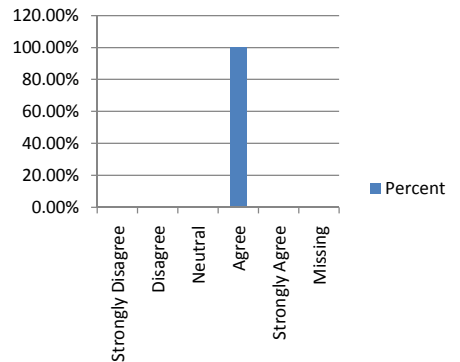
21. Grading and evaluation methods were fair and reflected my learning.

Reponses	Frequency	Percent
Strongly Disagree	0	0.00%
Disagree	0	0.00%
Neutral	0	0.00%
Agree	3	100.00%
Strongly Agree	0	0.00%
Agree + Strongly Agree	3	100.00%
Total Valid	3	100.00%
Missing	0	0.00%
Total	3	100.00%



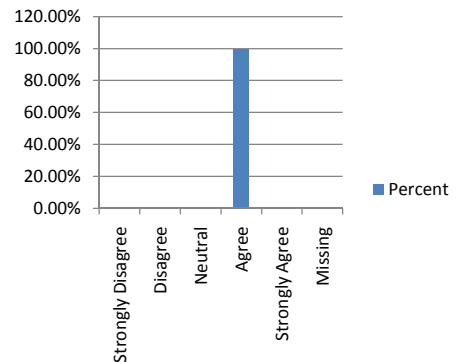
22. The course descriptions in the Bulletin adequately described the courses.

Reponses	Frequency	Percent
Strongly Disagree	0	0.00%
Disagree	0	0.00%
Neutral	0	0.00%
Agree	3	100.00%
Strongly Agree	0	0.00%
Agree + Strongly Agree	3	100.00%
Total Valid	3	100.00%
Missing	0	0.00%
Total	3	100.00%



23. Electronic course supplements were appropriate for the courses being taught.

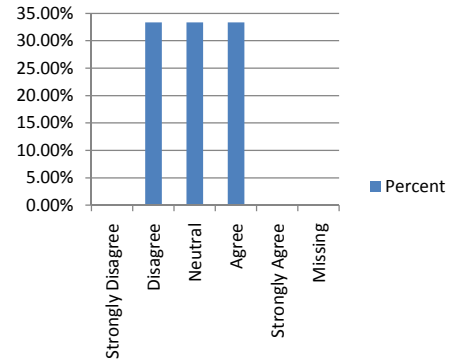
Reponses	Frequency	Percent
Strongly Disagree	0	0.00%
Disagree	0	0.00%
Neutral	0	0.00%
Agree	3	100.00%
Strongly Agree	0	0.00%
Agree + Strongly Agree	3	100.00%
Total Valid	3	100.00%
Missing	0	0.00%
Total	3	100.00%



**Graduation Survey
May 2009
AS Computer Science**

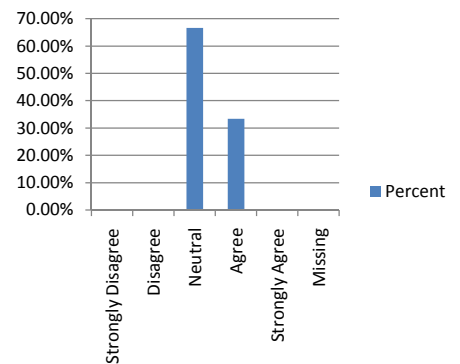
24. Considering what I now know, I would attend RSU again.

Reponses	Frequency	Percent
Strongly Disagree	0	0.00%
Disagree	1	33.33%
Neutral	1	33.33%
Agree	1	33.33%
Strongly Agree	0	0.00%
Agree + Strongly Agree	1	33.33%
Total Valid	3	100.00%
Missing	0	0.00%
Total	3	100.00%



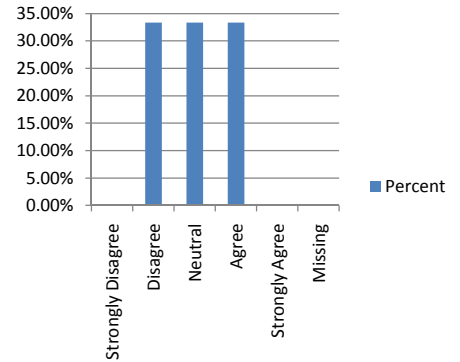
25. I would encourage my family and friends to attend RSU.

Reponses	Frequency	Percent
Strongly Disagree	0	0.00%
Disagree	0	0.00%
Neutral	2	66.67%
Agree	1	33.33%
Strongly Agree	0	0.00%
Agree + Strongly Agree	1	33.33%
Total Valid	3	100.00%
Missing	0	0.00%
Total	3	100.00%



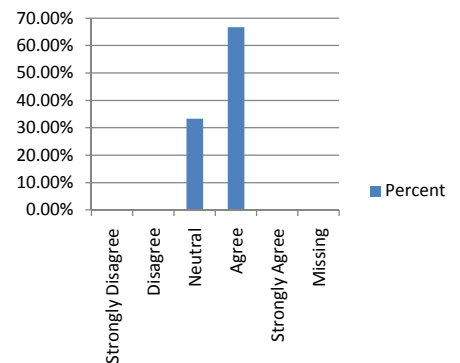
26. The Career Placement Service was helpful.

Reponses	Frequency	Percent
Strongly Disagree	0	0.00%
Disagree	1	33.33%
Neutral	1	33.33%
Agree	1	33.33%
Strongly Agree	0	0.00%
Agree + Strongly Agree	1	33.33%
Total Valid	3	100.00%
Missing	0	0.00%
Total	3	100.00%



27. Overall, my student life experiences at RSU were positive.

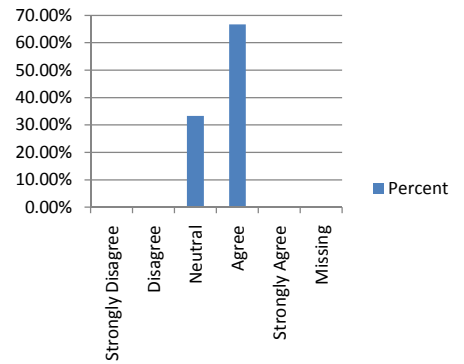
Reponses	Frequency	Percent
Strongly Disagree	0	0.00%
Disagree	0	0.00%
Neutral	1	33.33%
Agree	2	66.67%
Strongly Agree	0	0.00%
Agree + Strongly Agree	2	66.67%
Total Valid	3	100.00%
Missing	0	0.00%
Total	3	100.00%



**Graduation Survey
May 2009
AS Computer Science**

28. Overall, I am satisfied with the entire educational experience at RSU.

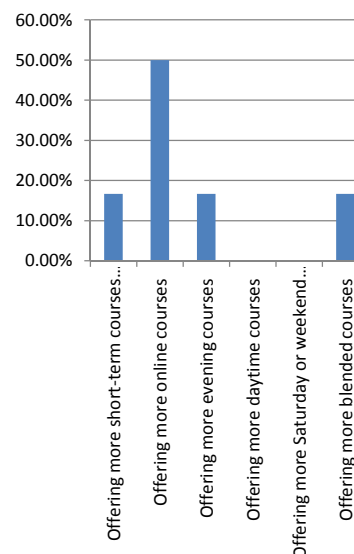
Reponses	Frequency	Percent
Strongly Disagree	0	0.00%
Disagree	0	0.00%
Neutral	1	33.33%
Agree	2	66.67%
Strongly Agree	0	0.00%
Agree + Strongly Agree	2	66.67%
Total Valid	3	100.00%
Missing	0	0.00%
Total	3	100.00%



**Graduation Survey
May 2009
AS Computer Science**

29. RSU could improve the educational programs to better meet my needs by: (check all that apply)

Reponses	Frequency	Percent
Offering more short-term courses (example: 4 or 8 weeks)	1	16.67%
Offering more online courses	3	50.00%
Offering more evening courses	1	16.67%
Offering more daytime courses	0	0.00%
Offering more Saturday or weekend courses	0	0.00%
Offering more blended courses	1	16.67%
Get teaching programs	0	0.00%
Make sure the instructor is actually "teaching" the assigned subject.	0	0.00%
Offering nursing program that goes straight through to bsn.	0	0.00%
Improvement of science labs (facilities and equipment)	0	0.00%
Offering more majors	0	0.00%
Knowing that there is now an Elementary Education BA degree program on your campus. It is not even in the list below.	0	0.00%
Having a variety of teachers teaching the courses instead of just two for the major	0	0.00%
More medical/molecular classes	0	0.00%
Some classes have not been offered at all! i.e. Values and Ethics has not been offered for the past 2 years!!	0	0.00%
More than just one time slot available for courses	0	0.00%
I don't think assignments should be given out over break or a week before finals...it takes away from taking a chance to relax and/or study for finals!	0	0.00%
More upper division med/molecular classes	0	0.00%
Offering more of the junior and senior level courses every semester.	0	0.00%
Offer CJA classes more often	0	0.00%
Having a class offered year round especially in the biology department	0	0.00%
Offer more psychology courses in general. RSU needs to hire more faculty.	0	0.00%
Offering more two day classes (MW or TR)	0	0.00%
Offering courses applicable to nursing students on Wed-Fri in order to comply with their required clinical days.	0	0.00%
Photography courses during the day.	0	0.00%
Accept more CLEP tests. Advertise CLEP and advanced standing tests more.	0	0.00%
What about Elementary education for ?	0	0.00%
Offering more courses during the summer term for Criminal Justice students	0	0.00%
RSU needs better career placement & the academic advisors were not helpful.	0	0.00%
Better counseling as what classes to take, before taking another one.	0	0.00%
Changes in Internship policy	0	0.00%
Total	6	100.00%



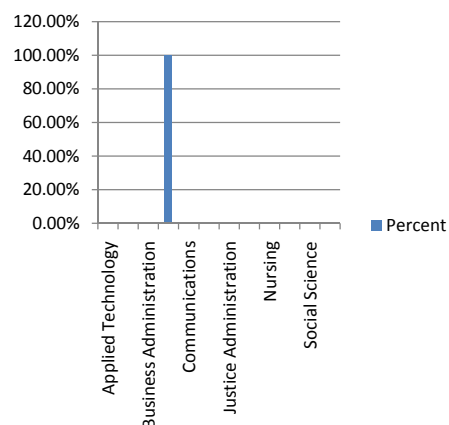
**Graduation Survey
May 2009
AS Computer Science**

30. My major of study is: (Bachelor degree)

Reponses

Applied Technology
Biology
Business Administration
Business Information Technology
Communications
Community Counseling
Justice Administration
Liberal Arts
Nursing
Organizational Leadership
Social Science
Visual Arts
Total

Frequency	Percent
0	0.00%
0	0.00%
0	0.00%
2	100.00%
0	0.00%
0	0.00%
0	0.00%
0	0.00%
0	0.00%
0	0.00%
0	0.00%
0	0.00%
0	0.00%
2	100.00%

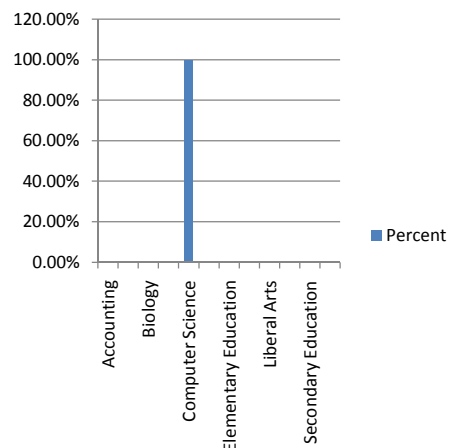


31. My major of study is: (Associate in Arts or Science)

Reponses

Accounting
Art
Biology
Business Administration
Computer Science
Criminal Justice Studies
Elementary Education
Legal Assisting
Liberal Arts
Physical Science
Secondary Education
Social Science
Total

Frequency	Percent
0	0.00%
0	0.00%
0	0.00%
0	0.00%
3	100.00%
0	0.00%
0	0.00%
0	0.00%
0	0.00%
0	0.00%
0	0.00%
0	0.00%
3	100.00%

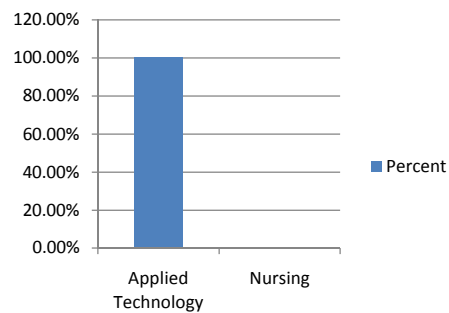


32. My major of study is: (Associate in Applied Science)

Reponses

Applied Technology
Nursing
Total

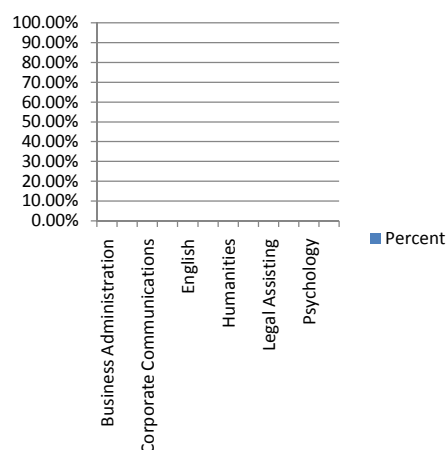
Frequency	Percent
1	100.00%
0	0.00%
1	100.00%



**Graduation Survey
May 2009
AS Computer Science**

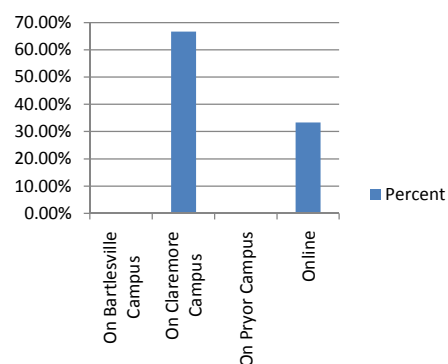
33. My minor is (applicable to bachelor's degree graduates only):

Reponses	Frequency	Percent
Business Administration	0	0.00%
Computer Science	0	0.00%
Corporate Communications	0	0.00%
Criminal Justice-COP	0	0.00%
English	0	0.00%
History	0	0.00%
Humanities	0	0.00%
Justice Administration	0	0.00%
Legal Assisting	0	0.00%
Political Science	0	0.00%
Psychology	0	0.00%
Sociology	0	0.00%
Total	0	0.00%



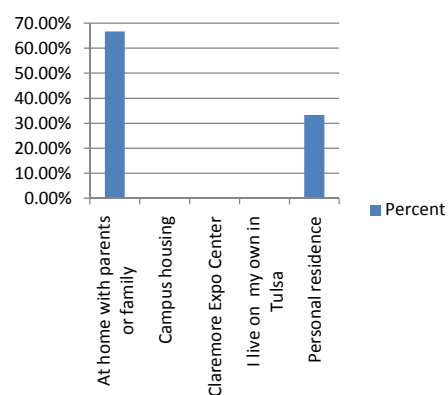
34. Most of my courses have been (Please mark one):

Reponses	Frequency	Percent
On Bartlesville Campus	0	0.00%
On Claremore Campus	2	66.67%
On Pryor Campus	0	0.00%
Online	1	33.33%
Total	3	100.00%



35. My residence during MOST of my education at RSU was:

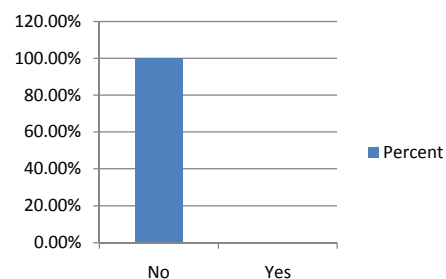
Reponses	Frequency	Percent
At home with parents or family	2	66.67%
Campus housing	0	0.00%
Claremore Expo Center	0	0.00%
I live on my own in Tulsa	0	0.00%
Personal residence	1	33.33%
Total	3	100.00%



**Graduation Survey
May 2009
AS Computer Science**

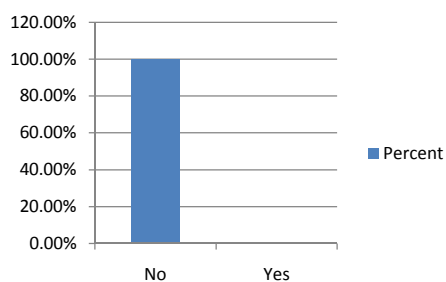
36. Are you the first person in your family to graduate with a Bachelor's degree?

Reponses	Frequency	Percent
No	3	100.00%
Yes	0	0.00%
Total	3	100.00%



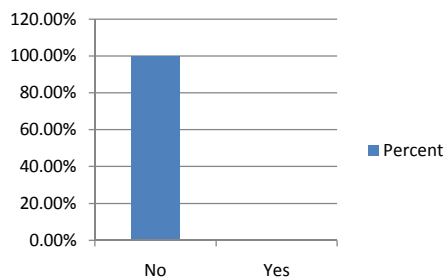
37. Are you the first person in your family to graduate with an Associate in Arts or Science degree?

Reponses	Frequency	Percent
No	3	100.00%
Yes	0	0.00%
Total	3	100.00%



38. Are you the first person in your family to graduate with an Associate in Applied Science degree?

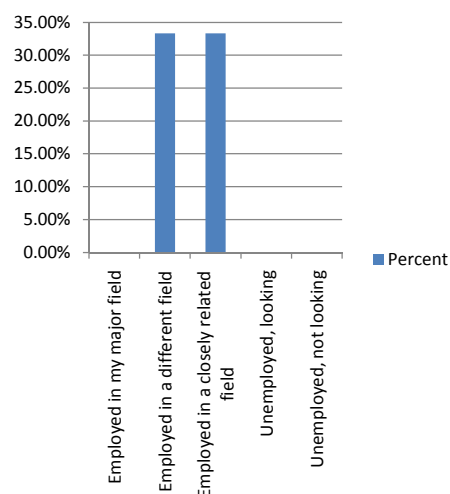
Reponses	Frequency	Percent
No	3	100.00%
Yes	0	0.00%
Total	3	100.00%



**Graduation Survey
May 2009
AS Computer Science**

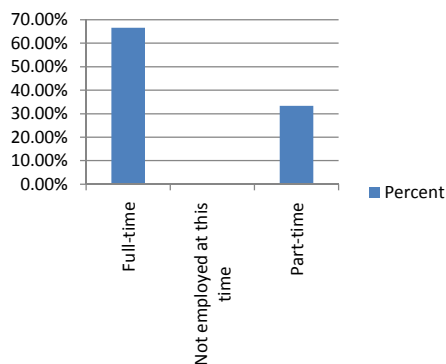
39. I am currently:

Reponses	Frequency	Percent
Employed in my major field	0	0.00%
Employed in a different field	1	33.33%
Employed in a closely related field	1	33.33%
Unemployed, looking	0	0.00%
Unemployed, not looking	0	0.00%
Rogers State University	0	0.00%
Cameron University	0	0.00%
University of Oklahoma	0	0.00%
NSU	0	0.00%
University of Oklahoma College of Pharmacy	0	0.00%
University of Tulsa	0	0.00%
Another Insitution	0	0.00%
At OSU and I am currently employed in my major field of study.	0	0.00%
Cameron University - Claremore Campus	0	0.00%
Florida Coastal Law School	0	0.00%
NOC	0	0.00%
Northeastern State University, Broken Arrow	0	0.00%
OSU-Tulsa	0	0.00%
Physical Therapy program	0	0.00%
TCC/OSU Tulsa	1	33.33%
Wichita State University	0	0.00%
Total	3	100.00%



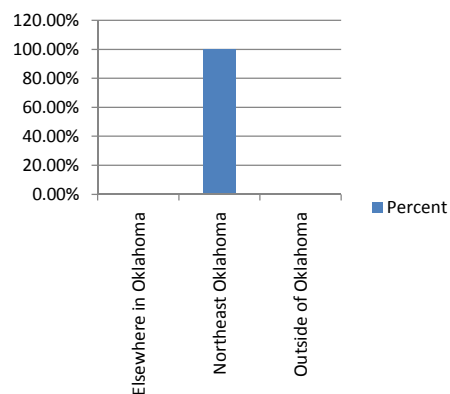
40. I am employed:

Reponses	Frequency	Percent
Full-time	2	66.67%
Not employed at this time	0	0.00%
Part-time	1	33.33%
Total	3	100.00%



41. I am employed in:

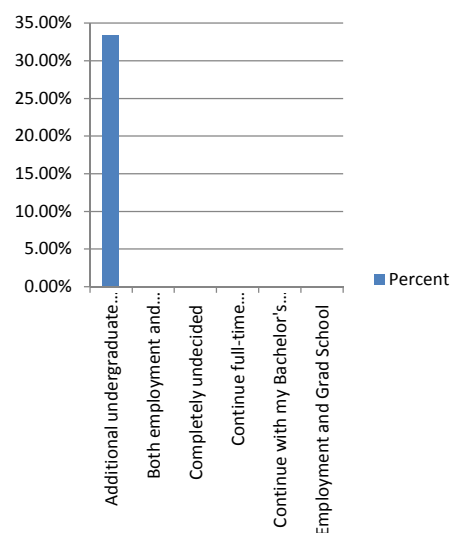
Reponses	Frequency	Percent
Elsewhere in Oklahoma	0	0.00%
Northeast Oklahoma	3	100.00%
Outside of Oklahoma	0	0.00%
Total	3	100.00%



**Graduation Survey
May 2009
AS Computer Science**

42. My PRINCIPAL activity upon graduation MOST LIKELY will be:

Reponses	Frequency	Percent
Additional undergraduate coursework	1	33.33%
Both employment and graduate school part time	0	0.00%
Completely undecided	0	0.00%
Continue full-time employment, military, continue gra	0	0.00%
Continue with my Bachelor's elsewhere. Somewhere r	0	0.00%
Employment and Grad School	0	0.00%
Employment full-time while continuing my education ;	0	0.00%
Employment, full-time and continuing to get my bache	0	0.00%
Employment, full-time paid	1	33.33%
Employment, part-time paid	0	0.00%
Graduate or professional school, full-time	1	33.33%
Graduate or professional school, part-time	0	0.00%
I plan on working and continuing on with school	0	0.00%
Maternity leave and then employment full time	0	0.00%
Military Service	0	0.00%
Physical therapy assistant program; hopefully graduat	0	0.00%
Seek a different degree (Business is not good right now	0	0.00%
Starting or raising a family	0	0.00%
Total	3	100.00%



**Graduation Survey
May 2009
AS Computer Science**

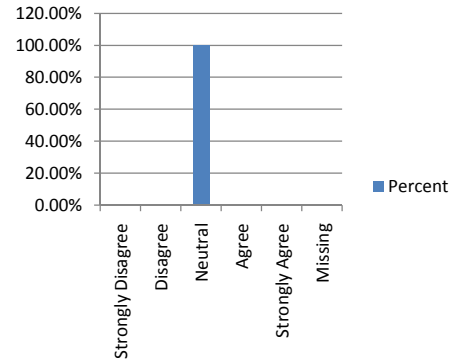
43. If you selected Graduate or Professional School in the previous question whether full or part-time, please list where and your major.

Responses	Frequency	Percent
Where = University of Oklahoma; Major = Law	0	0.00%
Where = Arkansas; Major = BIT	0	0.00%
Where = Bartlesville Small Animal Hospital ; Major = Biological Science Medical/Molecular	0	0.00%
Where = Jacksonville, Florida; Major = Law	0	0.00%
Where = Kansas State University ; Major = Communicatons	0	0.00%
Where = Law school; Major = Sociology	0	0.00%
Where = NOC; Major = Registered Nurse	0	0.00%
Where = NSU BA; Major = Accounting and Finance	0	0.00%
Where = NSU or RSU undecided on this ; Major = Community Counseling	0	0.00%
Where = NSU; Major = MBA	0	0.00%
Where = Oklahoma State University Health Sciences in Tulsa; Major = Forensic Science	0	0.00%
Where = Oklahoma University; Major = Nursing	0	0.00%
Where = OSU Medical School; Major = D.O. (Medicine)	0	0.00%
Where = OSU Tulsa; Major = Accounting	0	0.00%
Where = OSU Tulsa; Major = Business Admin	0	0.00%
Where = OSU Tulsa; Major = Community Counseling	0	0.00%
Where = OSU Tulsa; Major = MBA	0	0.00%
Where = OU Tulsa; Major = Human Relations	0	0.00%
Where = OU Tulsa; Major = Occupational Therapy	0	0.00%
Where = OU; Major = Pharmacy	0	0.00%
Where = Rogers State University; Major = Liberal Arts	0	0.00%
Where = RSU; Major = Bachelor's in Nursing	0	0.00%
Where = still looking; Major = MBA	0	0.00%
Where = TCC for PTA; OU Schusterman for Physical Therapy	0	0.00%
Where = Tulsa University; Major = Geology	1	100.00%
Where = University of Oklahoma College of Pharmacy; Major = PharmD	0	0.00%
Where = University of Oklahoma, Tulsa Campus; Major = Masters in Occupational Therapy	0	0.00%
Where = University of Oklahoma; Major = Pharmacy (Pharm. D.)	0	0.00%
Where = University of Oklahoma; Major = Physicians Assistant Program	0	0.00%
Where = University of Tulsa; Major = Biology	0	0.00%
Where = University of Tulsa; Major = English	0	0.00%
Where = unsure; Major = Theater	0	0.00%
Where = Wichita State University; Major = Psychology	0	0.00%
Total	1	100.00%

**Graduation Survey
May 2009
AS Biology**

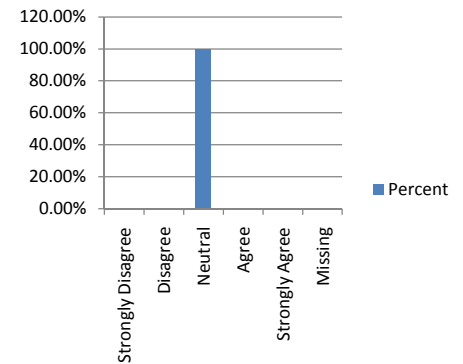
1. I received quality instruction in my general education courses.

Reponses	Frequency	Percent
Strongly Disagree	0	0.00%
Disagree	0	0.00%
Neutral	1	100.00%
Agree	0	0.00%
Strongly Agree	0	0.00%
Agree + Strongly Agree	0	0.00%
Total Valid	1	100.00%
Missing	0	0.00%
Total	1	100.00%



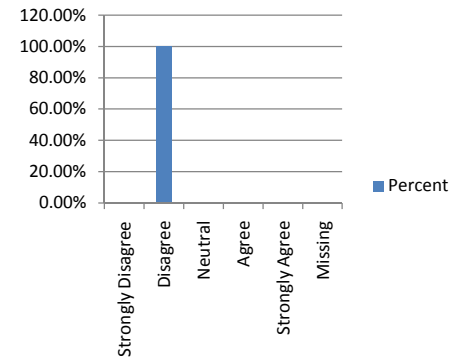
2. I received quality instruction in courses within my major.

Reponses	Frequency	Percent
Strongly Disagree	0	0.00%
Disagree	0	0.00%
Neutral	1	100.00%
Agree	0	0.00%
Strongly Agree	0	0.00%
Agree + Strongly Agree	0	0.00%
Total Valid	1	100.00%
Missing	0	0.00%
Total	1	100.00%



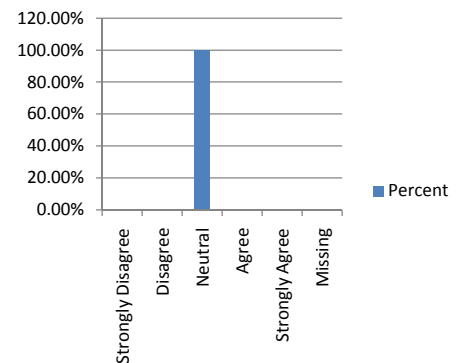
3. I am able to apply what I learned at RSU to my current experiences.

Reponses	Frequency	Percent
Strongly Disagree	0	0.00%
Disagree	1	100.00%
Neutral	0	0.00%
Agree	0	0.00%
Strongly Agree	0	0.00%
Agree + Strongly Agree	0	0.00%
Total Valid	1	100.00%
Missing	0	0.00%
Total	1	100.00%



4. I believe that RSU meets the educational needs of its students.

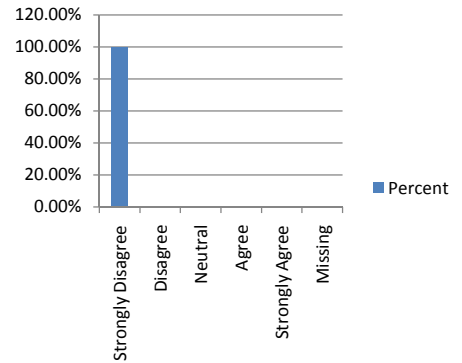
Reponses	Frequency	Percent
Strongly Disagree	0	0.00%
Disagree	0	0.00%
Neutral	1	100.00%
Agree	0	0.00%
Strongly Agree	0	0.00%
Agree + Strongly Agree	0	0.00%
Total Valid	1	100.00%
Missing	0	0.00%
Total	1	100.00%



**Graduation Survey
May 2009
AS Biology**

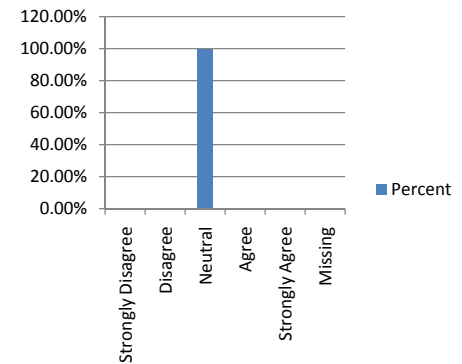
5. I believe RSU serves the educational needs of NE Oklahoma.

Reponses	Frequency	Percent
Strongly Disagree	1	100.00%
Disagree	0	0.00%
Neutral	0	0.00%
Agree	0	0.00%
Strongly Agree	0	0.00%
Agree + Strongly Agree	0	0.00%
Total Valid	1	100.00%
Missing	0	0.00%
Total	1	100.00%



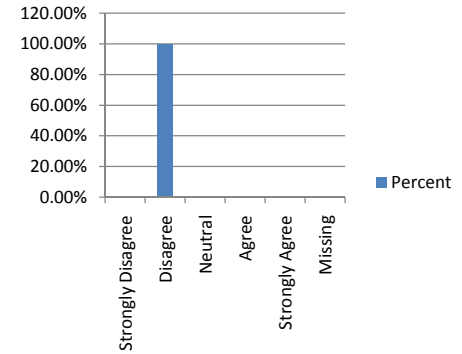
6. I believe I am competent in written and oral communication, scientific reasoning, and critical thinking.

Reponses	Frequency	Percent
Strongly Disagree	0	0.00%
Disagree	0	0.00%
Neutral	1	100.00%
Agree	0	0.00%
Strongly Agree	0	0.00%
Agree + Strongly Agree	0	0.00%
Total Valid	1	100.00%
Missing	0	0.00%
Total	1	100.00%



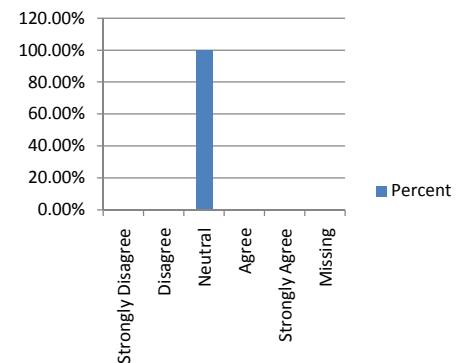
7. I believe that since attending RSU I can make better life and career decisions.

Reponses	Frequency	Percent
Strongly Disagree	0	0.00%
Disagree	1	100.00%
Neutral	0	0.00%
Agree	0	0.00%
Strongly Agree	0	0.00%
Agree + Strongly Agree	0	0.00%
Total Valid	1	100.00%
Missing	0	0.00%
Total	1	100.00%



8. I believe that I have a greater appreciation of diversity in terms of race, class, ethnicity, gender, religion, and/or nationality.

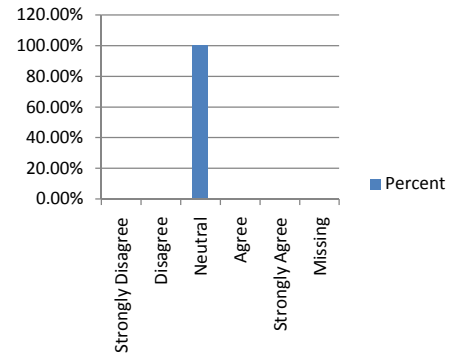
Reponses	Frequency	Percent
Strongly Disagree	0	0.00%
Disagree	0	0.00%
Neutral	1	100.00%
Agree	0	0.00%
Strongly Agree	0	0.00%
Agree + Strongly Agree	0	0.00%
Total Valid	1	100.00%
Missing	0	0.00%
Total	1	100.00%



**Graduation Survey
May 2009
AS Biology**

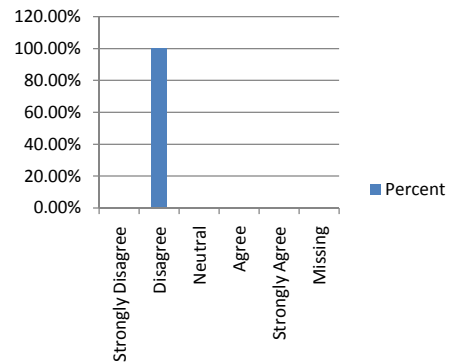
9. I believe that the educational goals I set for myself at RSU were met.

Reponses	Frequency	Percent
Strongly Disagree	0	0.00%
Disagree	0	0.00%
Neutral	1	100.00%
Agree	0	0.00%
Strongly Agree	0	0.00%
Agree + Strongly Agree	0	0.00%
Total Valid	1	100.00%
Missing	0	0.00%
Total	1	100.00%



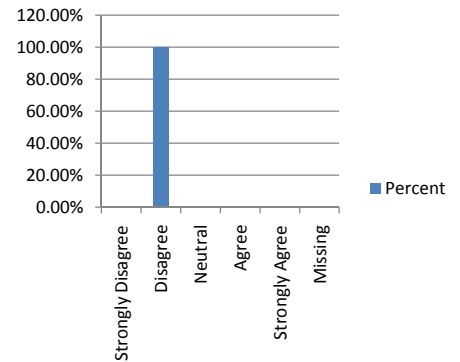
10. Overall, I am satisfied with the instruction I received at RSU.

Reponses	Frequency	Percent
Strongly Disagree	0	0.00%
Disagree	1	100.00%
Neutral	0	0.00%
Agree	0	0.00%
Strongly Agree	0	0.00%
Agree + Strongly Agree	0	0.00%
Total Valid	1	100.00%
Missing	0	0.00%
Total	1	100.00%



11. Faculty show a high degree of interest in student learning.

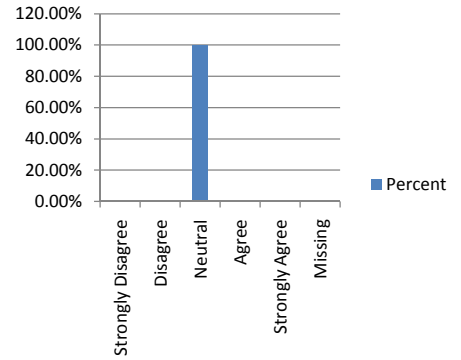
Reponses	Frequency	Percent
Strongly Disagree	0	0.00%
Disagree	1	100.00%
Neutral	0	0.00%
Agree	0	0.00%
Strongly Agree	0	0.00%
Agree + Strongly Agree	0	0.00%
Total Valid	1	100.00%
Missing	0	0.00%
Total	1	100.00%



**Graduation Survey
May 2009
AS Biology**

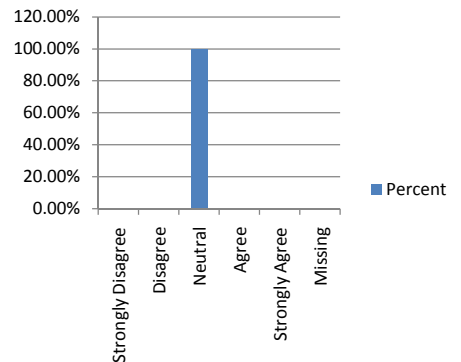
12. Faculty teaching general education courses were well prepared for the courses they taught.

Reponses	Frequency	Percent
Strongly Disagree	0	0.00%
Disagree	0	0.00%
Neutral	1	100.00%
Agree	0	0.00%
Strongly Agree	0	0.00%
Agree + Strongly Agree	0	0.00%
Total Valid	1	100.00%
Missing	0	0.00%
Total	1	100.00%



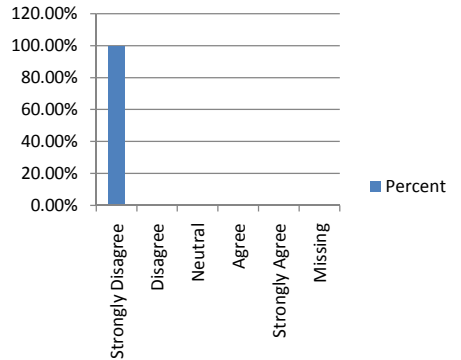
13. Faculty teaching courses in my major were well prepared for the courses they taught.

Reponses	Frequency	Percent
Strongly Disagree	0	0.00%
Disagree	0	0.00%
Neutral	1	100.00%
Agree	0	0.00%
Strongly Agree	0	0.00%
Agree + Strongly Agree	0	0.00%
Total Valid	1	100.00%
Missing	0	0.00%
Total	1	100.00%



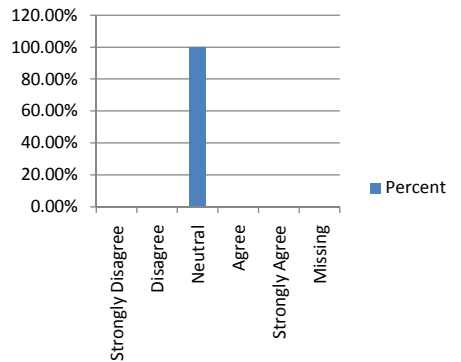
14. Faculty were available during their office hours.

Reponses	Frequency	Percent
Strongly Disagree	1	100.00%
Disagree	0	0.00%
Neutral	0	0.00%
Agree	0	0.00%
Strongly Agree	0	0.00%
Agree + Strongly Agree	0	0.00%
Total Valid	1	100.00%
Missing	0	0.00%
Total	1	100.00%



15. Faculty teaching general education courses demonstrated a concern for my progress.

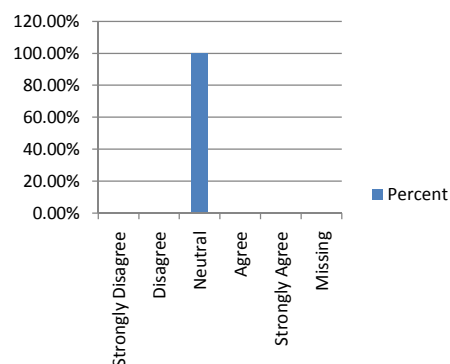
Reponses	Frequency	Percent
Strongly Disagree	0	0.00%
Disagree	0	0.00%
Neutral	1	100.00%
Agree	0	0.00%
Strongly Agree	0	0.00%
Agree + Strongly Agree	0	0.00%
Total Valid	1	100.00%
Missing	0	0.00%
Total	1	100.00%



**Graduation Survey
May 2009
AS Biology**

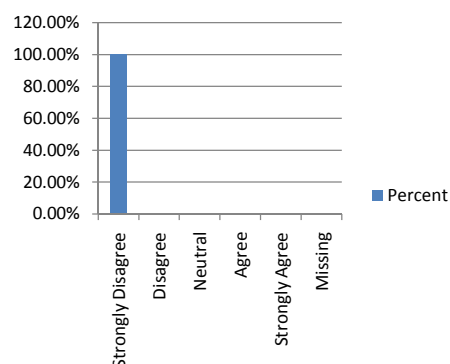
16. Faculty teaching courses in my major demonstrated a concern for my progress.

Reponses	Frequency	Percent
Strongly Disagree	0	0.00%
Disagree	0	0.00%
Neutral	1	100.00%
Agree	0	0.00%
Strongly Agree	0	0.00%
Agree + Strongly Agree	0	0.00%
Total Valid	1	100.00%
Missing	0	0.00%
Total	1	100.00%



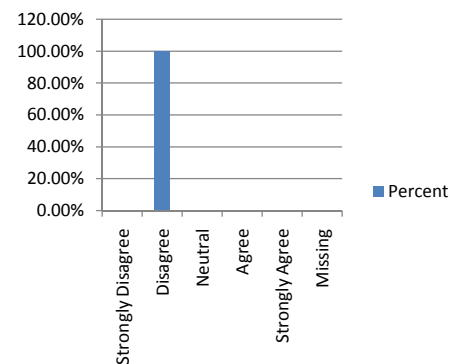
17. My faculty/academic advisor was available.

Reponses	Frequency	Percent
Strongly Disagree	1	100.00%
Disagree	0	0.00%
Neutral	0	0.00%
Agree	0	0.00%
Strongly Agree	0	0.00%
Agree + Strongly Agree	0	0.00%
Total Valid	1	100.00%
Missing	0	0.00%
Total	1	100.00%



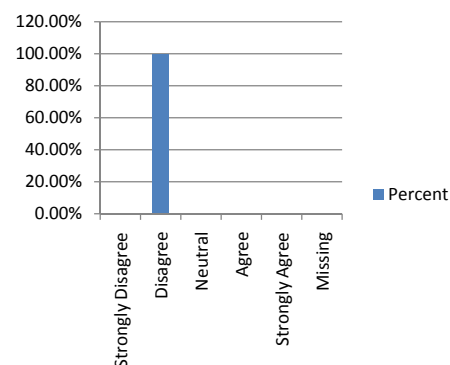
18. My faculty/academic advisor guided me toward my academic and career goals.

Reponses	Frequency	Percent
Strongly Disagree	0	0.00%
Disagree	1	100.00%
Neutral	0	0.00%
Agree	0	0.00%
Strongly Agree	0	0.00%
Agree + Strongly Agree	0	0.00%
Total Valid	1	100.00%
Missing	0	0.00%
Total	1	100.00%



19. Smaller course sizes (25 or fewer) increased my ability to learn.

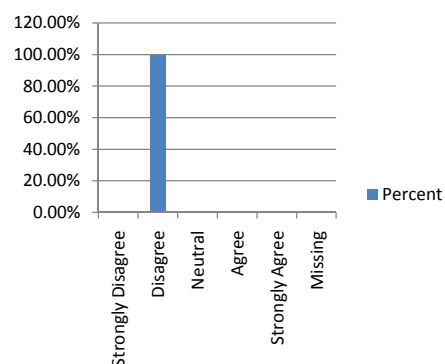
Reponses	Frequency	Percent
Strongly Disagree	0	0.00%
Disagree	1	100.00%
Neutral	0	0.00%
Agree	0	0.00%
Strongly Agree	0	0.00%
Agree + Strongly Agree	0	0.00%
Total Valid	1	100.00%
Missing	0	0.00%
Total	1	100.00%



**Graduation Survey
May 2009
AS Biology**

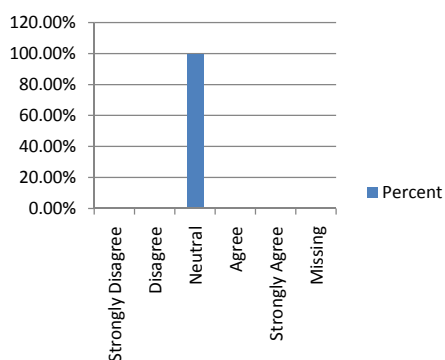
20. Courses were generally scheduled in a time frame that met my needs.

Reponses	Frequency	Percent
Strongly Disagree	0	0.00%
Disagree	1	100.00%
Neutral	0	0.00%
Agree	0	0.00%
Strongly Agree	0	0.00%
Agree + Strongly Agree	0	0.00%
Total Valid	1	100.00%
Missing	0	0.00%
Total	1	100.00%



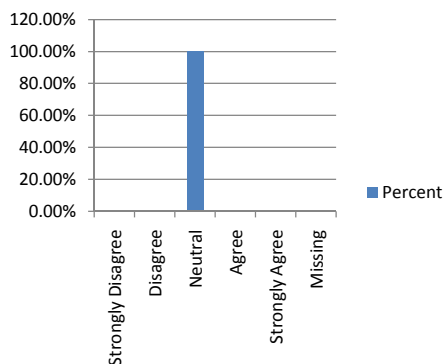
21. Grading and evaluation methods were fair and reflected my learning.

Reponses	Frequency	Percent
Strongly Disagree	0	0.00%
Disagree	0	0.00%
Neutral	1	100.00%
Agree	0	0.00%
Strongly Agree	0	0.00%
Agree + Strongly Agree	0	0.00%
Total Valid	1	100.00%
Missing	0	0.00%
Total	1	100.00%



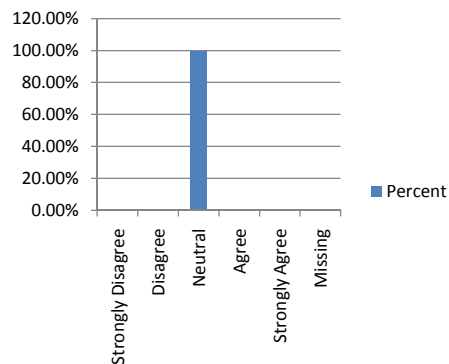
22. The course descriptions in the Bulletin adequately described the courses.

Reponses	Frequency	Percent
Strongly Disagree	0	0.00%
Disagree	0	0.00%
Neutral	1	100.00%
Agree	0	0.00%
Strongly Agree	0	0.00%
Agree + Strongly Agree	0	0.00%
Total Valid	1	100.00%
Missing	0	0.00%
Total	1	100.00%



23. Electronic course supplements were appropriate for the courses being taught.

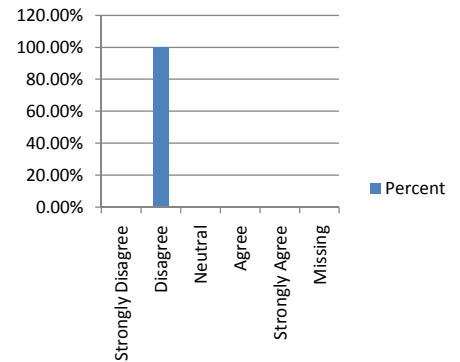
Reponses	Frequency	Percent
Strongly Disagree	0	0.00%
Disagree	0	0.00%
Neutral	1	100.00%
Agree	0	0.00%
Strongly Agree	0	0.00%
Agree + Strongly Agree	0	0.00%
Total Valid	1	100.00%
Missing	0	0.00%
Total	1	100.00%



**Graduation Survey
May 2009
AS Biology**

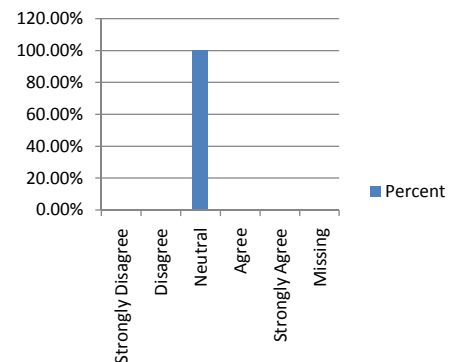
24. Considering what I now know, I would attend RSU again.

Reponses	Frequency	Percent
Strongly Disagree	0	0.00%
Disagree	1	100.00%
Neutral	0	0.00%
Agree	0	0.00%
Strongly Agree	0	0.00%
Agree + Strongly Agree	0	0.00%
Total Valid	1	100.00%
Missing	0	0.00%
Total	1	100.00%



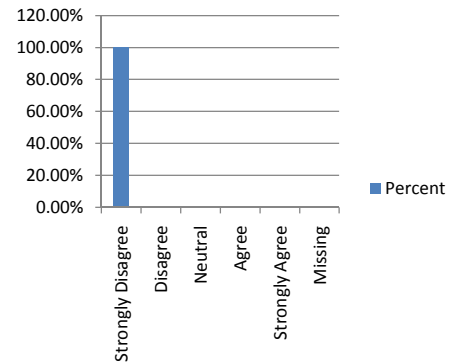
25. I would encourage my family and friends to attend RSU.

Reponses	Frequency	Percent
Strongly Disagree	0	0.00%
Disagree	0	0.00%
Neutral	1	100.00%
Agree	0	0.00%
Strongly Agree	0	0.00%
Agree + Strongly Agree	0	0.00%
Total Valid	1	100.00%
Missing	0	0.00%
Total	1	100.00%



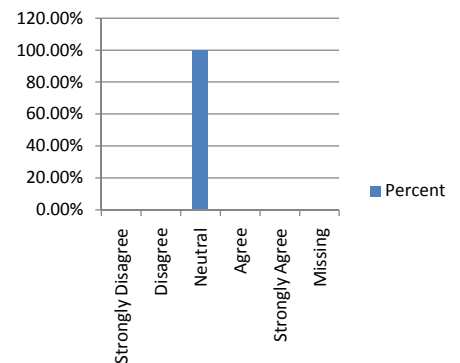
26. The Career Placement Service was helpful.

Reponses	Frequency	Percent
Strongly Disagree	1	100.00%
Disagree	0	0.00%
Neutral	0	0.00%
Agree	0	0.00%
Strongly Agree	0	0.00%
Agree + Strongly Agree	0	0.00%
Total Valid	1	100.00%
Missing	0	0.00%
Total	1	100.00%



27. Overall, my student life experiences at RSU were positive.

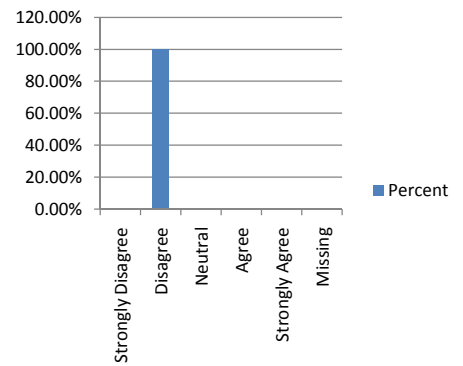
Reponses	Frequency	Percent
Strongly Disagree	0	0.00%
Disagree	0	0.00%
Neutral	1	100.00%
Agree	0	0.00%
Strongly Agree	0	0.00%
Agree + Strongly Agree	0	0.00%
Total Valid	1	100.00%
Missing	0	0.00%
Total	1	100.00%



**Graduation Survey
May 2009
AS Biology**

28. Overall, I am satisfied with the entire educational experience at RSU.

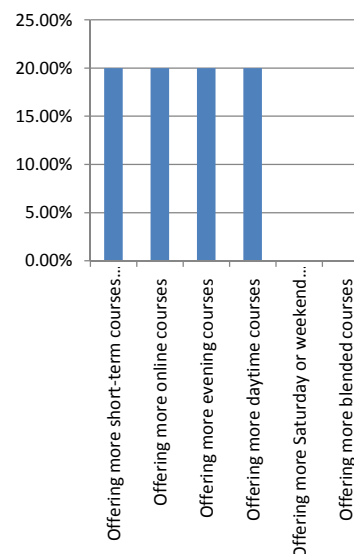
Reponses	Frequency	Percent
Strongly Disagree	0	0.00%
Disagree	1	100.00%
Neutral	0	0.00%
Agree	0	0.00%
Strongly Agree	0	0.00%
Agree + Strongly Agree	0	0.00%
Total Valid	1	100.00%
Missing	0	0.00%
Total	1	100.00%



**Graduation Survey
May 2009
AS Biology**

29. RSU could improve the educational programs to better meet my needs by: (check all that apply)

Reponses	Frequency	Percent
Offering more short-term courses (example: 4 or 8 weeks)	1	20.00%
Offering more online courses	1	20.00%
Offering more evening courses	1	20.00%
Offering more daytime courses	1	20.00%
Offering more Saturday or weekend courses	0	0.00%
Offering more blended courses	0	0.00%
Get teaching programs	1	20.00%
Make sure the instructor is actually "teaching" the assigned subject.	0	0.00%
Offering nursing program that goes straight through to bsn.	0	0.00%
Improvement of science labs (facilities and equipment)	0	0.00%
Offering more majors	0	0.00%
Knowing that there is now an Elementary Education BA degree program on your campus. It is not even in the list below.	0	0.00%
Having a variety of teachers teaching the courses instead of just two for the major	0	0.00%
More medical/molecular classes	0	0.00%
Some classes have not been offered at all! i.e. Values and Ethics has not been offered for the past 2 years!!	0	0.00%
More than just one time slot available for courses	0	0.00%
I don't think assignments should be given out over break or a week before finals...it takes away from taking a chance to relax and/or study for finals!	0	0.00%
More upper division med/molecular classes	0	0.00%
Offering more of the junior and senior level courses every semester.	0	0.00%
Offer CJA classes more often	0	0.00%
Having a class offered year round especially in the biology department	0	0.00%
Offer more psychology courses in general. RSU needs to hire more faculty.	0	0.00%
Offering more two day classes (MW or TR)	0	0.00%
Offering courses applicable to nursing students on Wed-Fri in order to comply with their required clinical days.	0	0.00%
Photography courses during the day.	0	0.00%
Accept more CLEP tests. Advertise CLEP and advanced standing tests more.	0	0.00%
What about Elementary education for ?	0	0.00%
Offering more courses during the summer term for Criminal Justice students	0	0.00%
RSU needs better career placement & the academic advisors were not helpful.	0	0.00%
Better counseling as what classes to take, before taking another one.	0	0.00%
Changes in Internship policy	0	0.00%
Total	5	100.00%



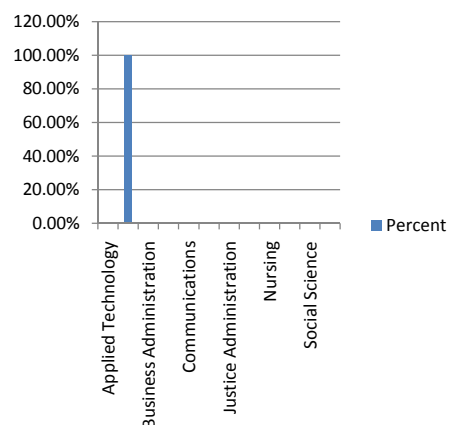
**Graduation Survey
May 2009
AS Biology**

30. My major of study is: (Bachelor degree)

Reponses

Applied Technology
Biology
Business Administration
Business Information Technology
Communications
Community Counseling
Justice Administration
Liberal Arts
Nursing
Organizational Leadership
Social Science
Visual Arts
Total

Frequency	Percent
0	0.00%
1	100.00%
0	0.00%
0	0.00%
0	0.00%
0	0.00%
0	0.00%
0	0.00%
0	0.00%
0	0.00%
0	0.00%
0	0.00%
1	100.00%

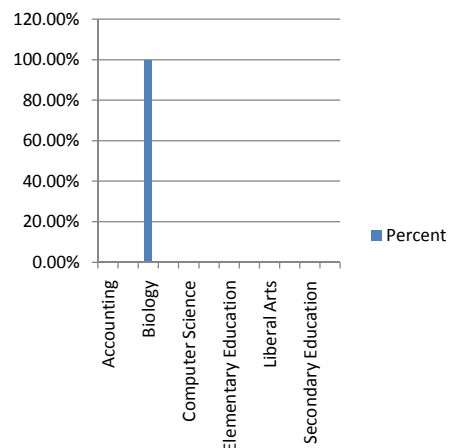


31. My major of study is: (Associate in Arts or Science)

Reponses

Accounting
Art
Biology
Business Administration
Computer Science
Criminal Justice Studies
Elementary Education
Legal Assisting
Liberal Arts
Physical Science
Secondary Education
Social Science
Total

Frequency	Percent
0	0.00%
0	0.00%
1	100.00%
0	0.00%
0	0.00%
0	0.00%
0	0.00%
0	0.00%
0	0.00%
0	0.00%
0	0.00%
0	0.00%
1	100.00%

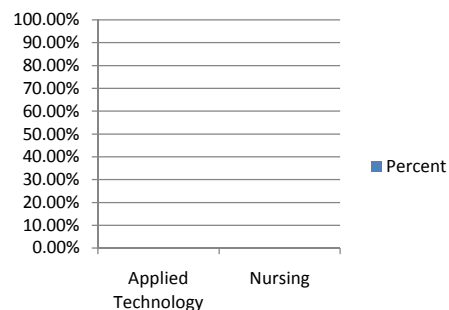


32. My major of study is: (Associate in Applied Science)

Reponses

Applied Technology
Nursing
Total

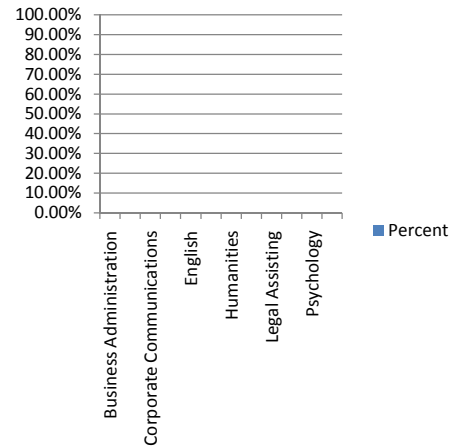
Frequency	Percent
0	0.00%
0	0.00%
0	0.00%



**Graduation Survey
May 2009
AS Biology**

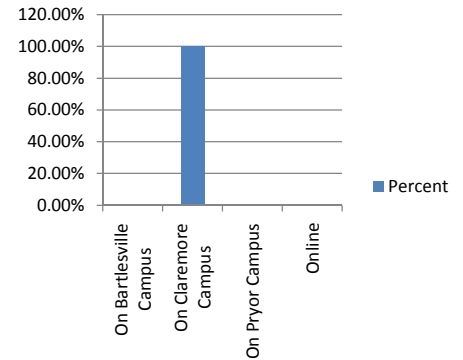
33. My minor is (applicable to bachelor's degree graduates only):

Reponses	Frequency	Percent
Business Administration	0	0.00%
Computer Science	0	0.00%
Corporate Communications	0	0.00%
Criminal Justice-COP	0	0.00%
English	0	0.00%
History	0	0.00%
Humanities	0	0.00%
Justice Administration	0	0.00%
Legal Assisting	0	0.00%
Political Science	0	0.00%
Psychology	0	0.00%
Sociology	0	0.00%
Total	0	0.00%



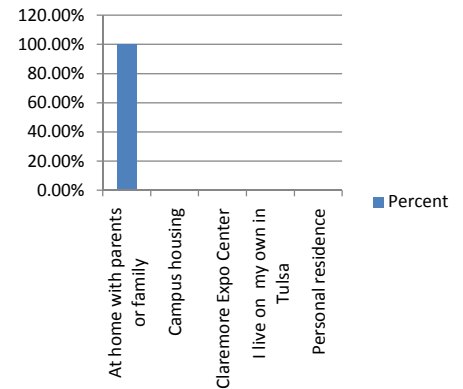
34. Most of my courses have been (Please mark one):

Reponses	Frequency	Percent
On Bartlesville Campus	0	0.00%
On Claremore Campus	1	100.00%
On Pryor Campus	0	0.00%
Online	0	0.00%
Total	1	100.00%



35. My residence during MOST of my education at RSU was:

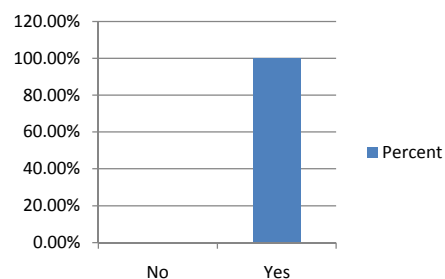
Reponses	Frequency	Percent
At home with parents or family	1	100.00%
Campus housing	0	0.00%
Claremore Expo Center	0	0.00%
I live on my own in Tulsa	0	0.00%
Personal residence	0	0.00%
Total	1	100.00%



**Graduation Survey
May 2009
AS Biology**

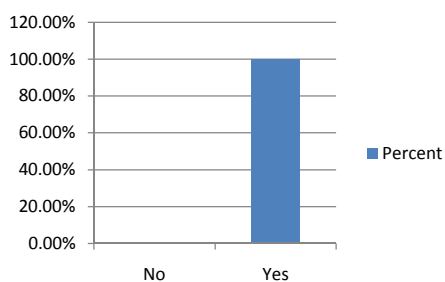
36. Are you the first person in your family to graduate with a Bachelor's degree?

Reponses	Frequency	Percent
No	0	0.00%
Yes	1	100.00%
Total	1	100.00%



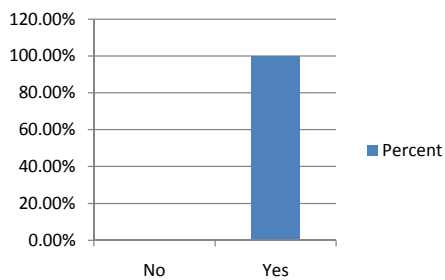
37. Are you the first person in your family to graduate with an Associate in Arts or Science degree?

Reponses	Frequency	Percent
No	0	0.00%
Yes	1	100.00%
Total	1	100.00%



38. Are you the first person in your family to graduate with an Associate in Applied Science degree?

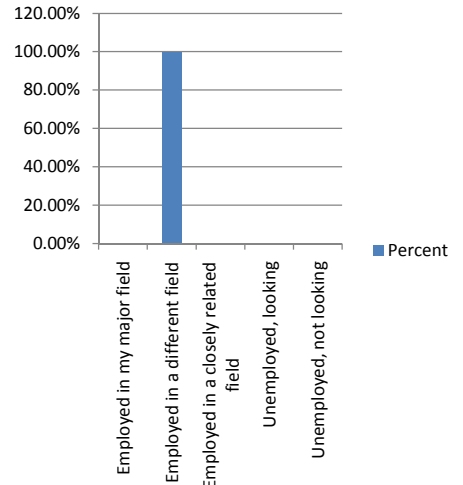
Reponses	Frequency	Percent
No	0	0.00%
Yes	1	100.00%
Total	1	100.00%



**Graduation Survey
May 2009
AS Biology**

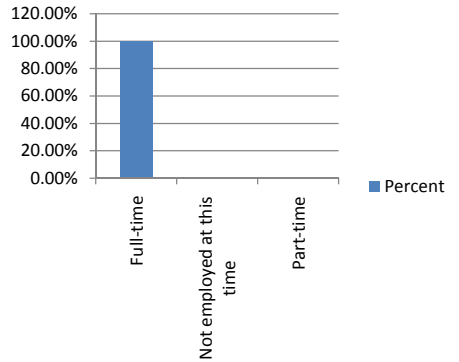
39. I am currently:

Reponses	Frequency	Percent
Employed in my major field	0	0.00%
Employed in a different field	1	100.00%
Employed in a closely related field	0	0.00%
Unemployed, looking	0	0.00%
Unemployed, not looking	0	0.00%
Rogers State University	0	0.00%
Cameron University	0	0.00%
University of Oklahoma	0	0.00%
NSU	0	0.00%
University of Oklahoma College of Pharmacy	0	0.00%
University of Tulsa	0	0.00%
Another Insitution	0	0.00%
At OSU and I am currently employed in my major field of study.	0	0.00%
Cameron University - Claremore Campus	0	0.00%
Florida Coastal Law School	0	0.00%
NOC	0	0.00%
Northeastern State University, Broken Arrow	0	0.00%
OSU-Tulsa	0	0.00%
Physical Therapy program	0	0.00%
TCC/OSU Tulsa	0	0.00%
Wichita State University	0	0.00%
Total	1	100.00%



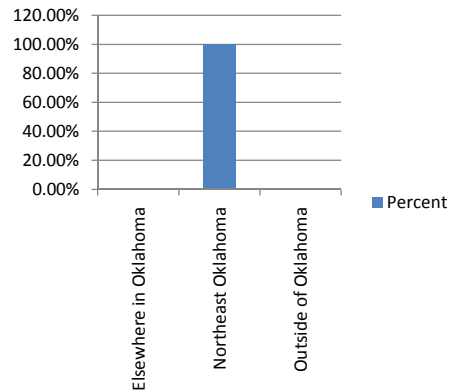
40. I am employed:

Reponses	Frequency	Percent
Full-time	1	100.00%
Not employed at this time	0	0.00%
Part-time	0	0.00%
Total	1	100.00%



41. I am employed in:

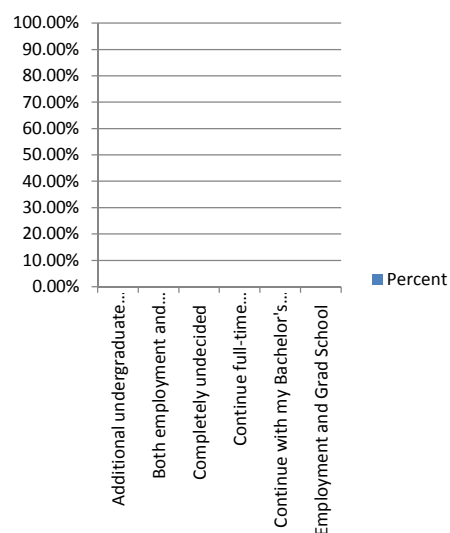
Reponses	Frequency	Percent
Elsewhere in Oklahoma	0	0.00%
Northeast Oklahoma	1	100.00%
Outside of Oklahoma	0	0.00%
Total	1	100.00%



Graduation Survey
May 2009
AS Biology

42. My PRINCIPAL activity upon graduation MOST LIKELY will be:

Reponses	Frequency	Percent
Additional undergraduate coursework	0	0.00%
Both employment and graduate school part time	0	0.00%
Completely undecided	0	0.00%
Continue full-time employment, military, continue gra	0	0.00%
Continue with my Bachelor's elsewhere. Somewhere r	0	0.00%
Employment and Grad School	0	0.00%
Employment full-time while continuing my education ;	0	0.00%
Employment, full-time and continuing to get my bache	0	0.00%
Employment, full-time paid	0	0.00%
Employment, part-time paid	0	0.00%
Graduate or professional school, full-time	1	100.00%
Graduate or professional school, part-time	0	0.00%
I plan on working and continuing on with school	0	0.00%
Maternity leave and then employment full time	0	0.00%
Military Service	0	0.00%
Physical therapy assistant program; hopefully graduat	0	0.00%
Seek a different degree (Business is not good right now	0	0.00%
Starting or raising a family	0	0.00%
Total	1	100.00%



**Graduation Survey
May 2009
AS Biology**

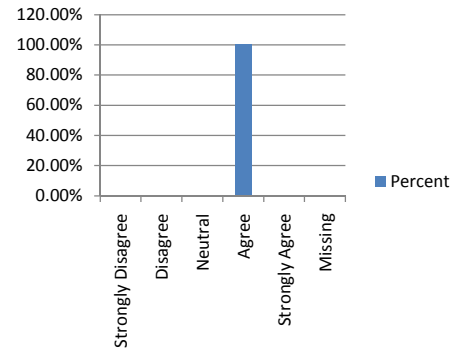
43. If you selected Graduate or Professional School in the previous question whether full or part-time, please list where and your major.

Responses	Frequency	Percent
Where = University of Oklahoma; Major = Law	0	0.00%
Where = Arkansas; Major = BIT	0	0.00%
Where = Bartlesville Small Animal Hospital ; Major = Biological Science Medical/Molecular	0	0.00%
Where = Jacksonville, Florida; Major = Law	0	0.00%
Where = Kansas State University ; Major = Communicatons	0	0.00%
Where = Law school; Major = Sociology	0	0.00%
Where = NOC; Major = Registered Nurse	0	0.00%
Where = NSU BA; Major = Accounting and Finance	0	0.00%
Where = NSU or RSU undecided on this ; Major = Community Counseling	0	0.00%
Where = NSU; Major = MBA	0	0.00%
Where = Oklahoma State University Health Sciences in Tulsa; Major = Forensic Science	0	0.00%
Where = Oklahoma University; Major = Nursing	0	0.00%
Where = OSU Medical School; Major = D.O. (Medicine)	0	0.00%
Where = OSU Tulsa; Major = Accounting	0	0.00%
Where = OSU Tulsa; Major = Business Admin	0	0.00%
Where = OSU Tulsa; Major = Community Counseling	0	0.00%
Where = OSU Tulsa; Major = MBA	0	0.00%
Where = OU Tulsa; Major = Human Relations	0	0.00%
Where = OU Tulsa; Major = Occupational Therapy	0	0.00%
Where = OU; Major = Pharmacy	0	0.00%
Where = Rogers State University; Major = Liberal Arts	0	0.00%
Where = RSU; Major = Bachelor's in Nursing	0	0.00%
Where = still looking; Major = MBA	0	0.00%
Where = TCC for PTA; OU Schusterman for Physical Therapy	0	0.00%
Where = Tulsa University; Major = Geology	0	0.00%
Where = University of Oklahoma College of Pharmacy; Major = PharmD	0	0.00%
Where = University of Oklahoma, Tulsa Campus; Major = Masters in Occupational Therapy	0	0.00%
Where = University of Oklahoma; Major = Pharmacy (Pharm. D.)	0	0.00%
Where = University of Oklahoma; Major = Physicians Assistant Program	0	0.00%
Where = University of Tulsa; Major = Biology	0	0.00%
Where = University of Tulsa; Major = English	0	0.00%
Where = unsure; Major = Theater	0	0.00%
Where = Wichita State University; Major = Psychology	0	0.00%
Total	0	0.00%

**Graduation Survey
May 2009
AS Physical Science**

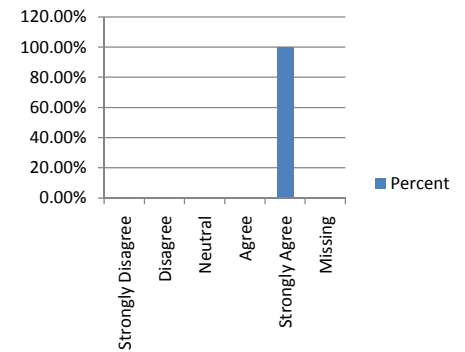
1. I received quality instruction in my general education courses.

Reponses	Frequency	Percent
Strongly Disagree	0	0.00%
Disagree	0	0.00%
Neutral	0	0.00%
Agree	1	100.00%
Strongly Agree	0	0.00%
Agree + Strongly Agree	1	100.00%
Total Valid	1	100.00%
Missing	0	0.00%
Total	1	100.00%



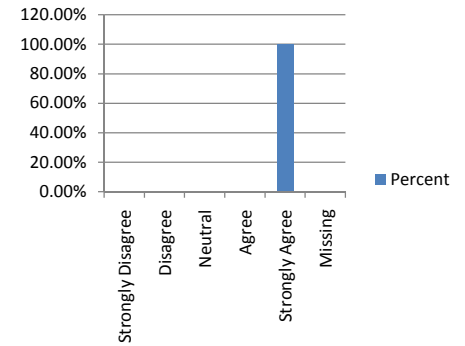
2. I received quality instruction in courses within my major.

Reponses	Frequency	Percent
Strongly Disagree	0	0.00%
Disagree	0	0.00%
Neutral	0	0.00%
Agree	0	0.00%
Strongly Agree	1	100.00%
Agree + Strongly Agree	1	100.00%
Total Valid	1	100.00%
Missing	0	0.00%
Total	1	100.00%



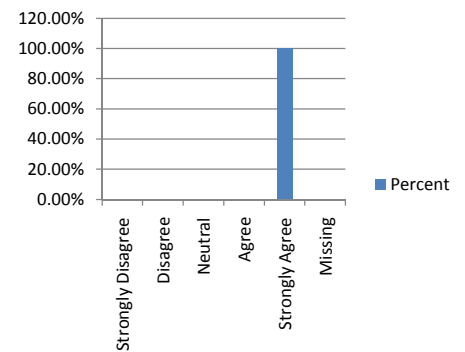
3. I am able to apply what I learned at RSU to my current experiences.

Reponses	Frequency	Percent
Strongly Disagree	0	0.00%
Disagree	0	0.00%
Neutral	0	0.00%
Agree	0	0.00%
Strongly Agree	1	100.00%
Agree + Strongly Agree	1	100.00%
Total Valid	1	100.00%
Missing	0	0.00%
Total	1	100.00%



4. I believe that RSU meets the educational needs of its students.

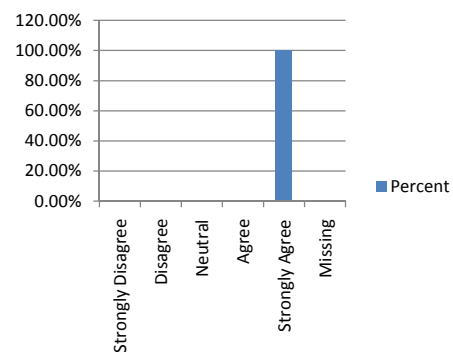
Reponses	Frequency	Percent
Strongly Disagree	0	0.00%
Disagree	0	0.00%
Neutral	0	0.00%
Agree	0	0.00%
Strongly Agree	1	100.00%
Agree + Strongly Agree	1	100.00%
Total Valid	1	100.00%
Missing	0	0.00%
Total	1	100.00%



**Graduation Survey
May 2009
AS Physical Science**

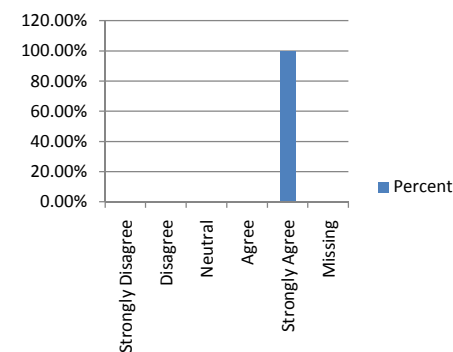
5. I believe RSU serves the educational needs of NE Oklahoma.

Reponses	Frequency	Percent
Strongly Disagree	0	0.00%
Disagree	0	0.00%
Neutral	0	0.00%
Agree	0	0.00%
Strongly Agree	1	100.00%
Agree + Strongly Agree	1	100.00%
Total Valid	1	100.00%
Missing	0	0.00%
Total	1	100.00%



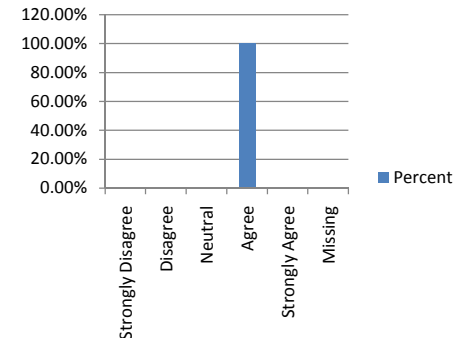
6. I believe I am competent in written and oral communication, scientific reasoning, and critical thinking.

Reponses	Frequency	Percent
Strongly Disagree	0	0.00%
Disagree	0	0.00%
Neutral	0	0.00%
Agree	0	0.00%
Strongly Agree	1	100.00%
Agree + Strongly Agree	1	100.00%
Total Valid	1	100.00%
Missing	0	0.00%
Total	1	100.00%



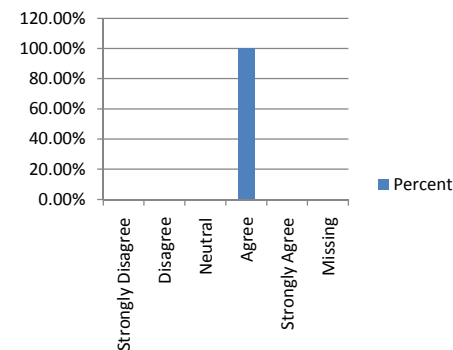
7. I believe that since attending RSU I can make better life and career decisions.

Reponses	Frequency	Percent
Strongly Disagree	0	0.00%
Disagree	0	0.00%
Neutral	0	0.00%
Agree	1	100.00%
Strongly Agree	0	0.00%
Agree + Strongly Agree	1	100.00%
Total Valid	1	100.00%
Missing	0	0.00%
Total	1	100.00%



8. I believe that I have a greater appreciation of diversity in terms of race, class, ethnicity, gender, religion, and/or nationality.

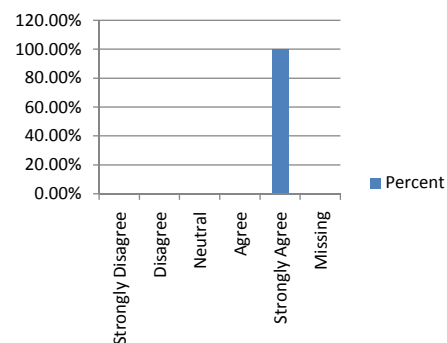
Reponses	Frequency	Percent
Strongly Disagree	0	0.00%
Disagree	0	0.00%
Neutral	0	0.00%
Agree	1	100.00%
Strongly Agree	0	0.00%
Agree + Strongly Agree	1	100.00%
Total Valid	1	100.00%
Missing	0	0.00%
Total	1	100.00%



**Graduation Survey
May 2009
AS Physical Science**

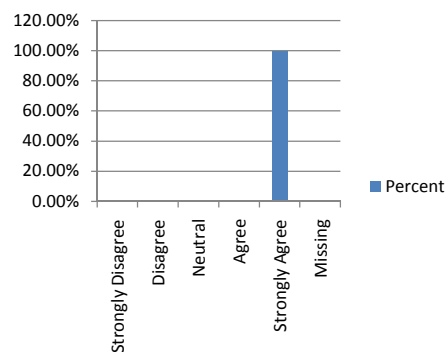
9. I believe that the educational goals I set for myself at RSU were met.

Reponses	Frequency	Percent
Strongly Disagree	0	0.00%
Disagree	0	0.00%
Neutral	0	0.00%
Agree	0	0.00%
Strongly Agree	1	100.00%
Agree + Strongly Agree	1	100.00%
Total Valid	1	100.00%
Missing	0	0.00%
Total	1	100.00%



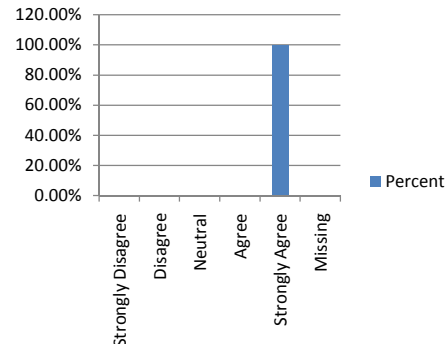
10. Overall, I am satisfied with the instruction I received at RSU.

Reponses	Frequency	Percent
Strongly Disagree	0	0.00%
Disagree	0	0.00%
Neutral	0	0.00%
Agree	0	0.00%
Strongly Agree	1	100.00%
Agree + Strongly Agree	1	100.00%
Total Valid	1	100.00%
Missing	0	0.00%
Total	1	100.00%



11. Faculty show a high degree of interest in student learning.

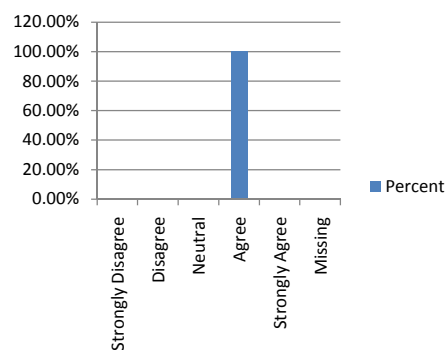
Reponses	Frequency	Percent
Strongly Disagree	0	0.00%
Disagree	0	0.00%
Neutral	0	0.00%
Agree	0	0.00%
Strongly Agree	1	100.00%
Agree + Strongly Agree	1	100.00%
Total Valid	1	100.00%
Missing	0	0.00%
Total	1	100.00%



**Graduation Survey
May 2009
AS Physical Science**

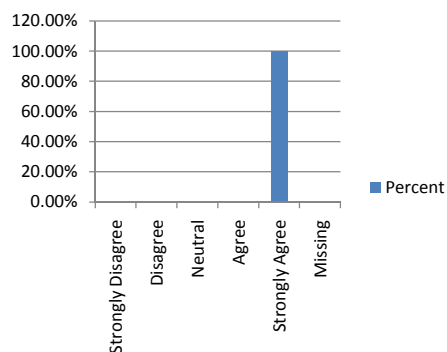
12. Faculty teaching general education courses were well prepared for the courses they taught.

Reponses	Frequency	Percent
Strongly Disagree	0	0.00%
Disagree	0	0.00%
Neutral	0	0.00%
Agree	1	100.00%
Strongly Agree	0	0.00%
Agree + Strongly Agree	1	100.00%
Total Valid	1	100.00%
Missing	0	0.00%
Total	1	100.00%



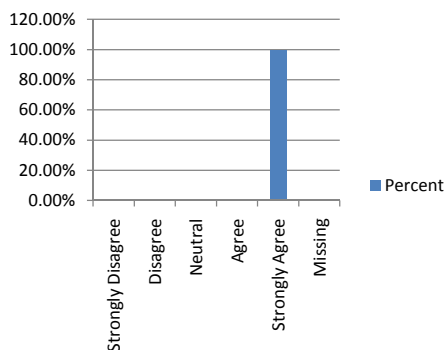
13. Faculty teaching courses in my major were well prepared for the courses they taught.

Reponses	Frequency	Percent
Strongly Disagree	0	0.00%
Disagree	0	0.00%
Neutral	0	0.00%
Agree	0	0.00%
Strongly Agree	1	100.00%
Agree + Strongly Agree	1	100.00%
Total Valid	1	100.00%
Missing	0	0.00%
Total	1	100.00%



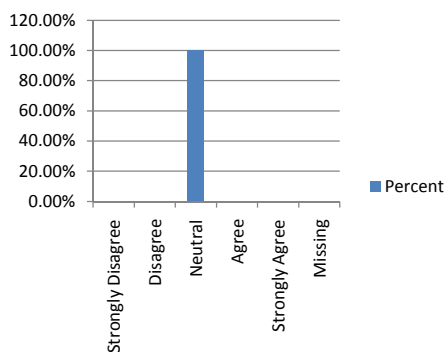
14. Faculty were available during their office hours.

Reponses	Frequency	Percent
Strongly Disagree	0	0.00%
Disagree	0	0.00%
Neutral	0	0.00%
Agree	0	0.00%
Strongly Agree	1	100.00%
Agree + Strongly Agree	1	100.00%
Total Valid	1	100.00%
Missing	0	0.00%
Total	1	100.00%



15. Faculty teaching general education courses demonstrated a concern for my progress.

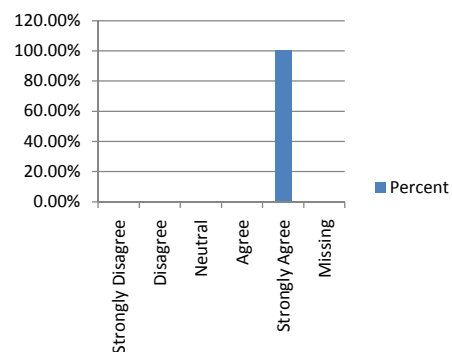
Reponses	Frequency	Percent
Strongly Disagree	0	0.00%
Disagree	0	0.00%
Neutral	1	100.00%
Agree	0	0.00%
Strongly Agree	0	0.00%
Agree + Strongly Agree	0	0.00%
Total Valid	1	100.00%
Missing	0	0.00%
Total	1	100.00%



**Graduation Survey
May 2009
AS Physical Science**

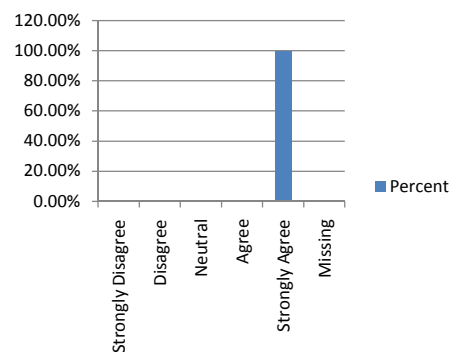
16. Faculty teaching courses in my major demonstrated a concern for my progress.

Reponses	Frequency	Percent
Strongly Disagree	0	0.00%
Disagree	0	0.00%
Neutral	0	0.00%
Agree	0	0.00%
Strongly Agree	1	100.00%
Agree + Strongly Agree	1	100.00%
Total Valid	1	100.00%
Missing	0	0.00%
Total	1	100.00%



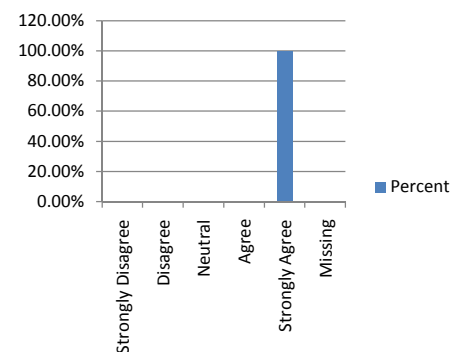
17. My faculty/academic advisor was available.

Reponses	Frequency	Percent
Strongly Disagree	0	0.00%
Disagree	0	0.00%
Neutral	0	0.00%
Agree	0	0.00%
Strongly Agree	1	100.00%
Agree + Strongly Agree	1	100.00%
Total Valid	1	100.00%
Missing	0	0.00%
Total	1	100.00%



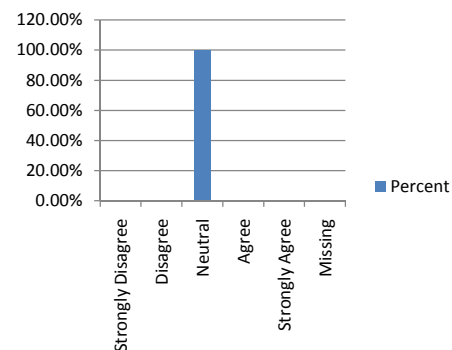
18. My faculty/academic advisor guided me toward my academic and career goals.

Reponses	Frequency	Percent
Strongly Disagree	0	0.00%
Disagree	0	0.00%
Neutral	0	0.00%
Agree	0	0.00%
Strongly Agree	1	100.00%
Agree + Strongly Agree	1	100.00%
Total Valid	1	100.00%
Missing	0	0.00%
Total	1	100.00%



19. Smaller course sizes (25 or fewer) increased my ability to learn.

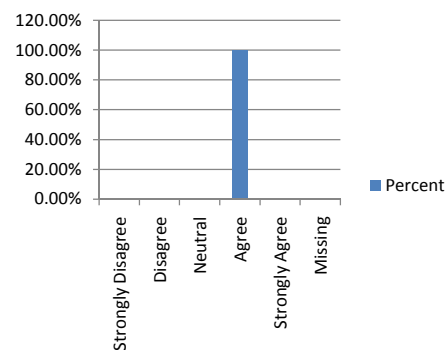
Reponses	Frequency	Percent
Strongly Disagree	0	0.00%
Disagree	0	0.00%
Neutral	1	100.00%
Agree	0	0.00%
Strongly Agree	0	0.00%
Agree + Strongly Agree	0	0.00%
Total Valid	1	100.00%
Missing	0	0.00%
Total	1	100.00%



**Graduation Survey
May 2009
AS Physical Science**

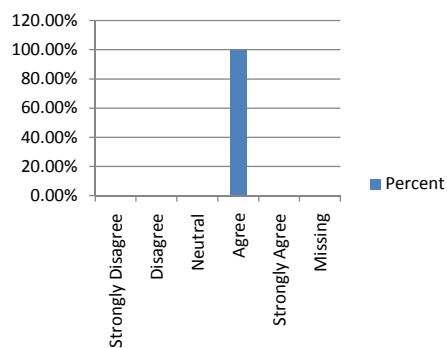
20. Courses were generally scheduled in a time frame that met my needs.

Reponses	Frequency	Percent
Strongly Disagree	0	0.00%
Disagree	0	0.00%
Neutral	0	0.00%
Agree	1	100.00%
Strongly Agree	0	0.00%
Agree + Strongly Agree	1	100.00%
Total Valid	1	100.00%
Missing	0	0.00%
Total	1	100.00%



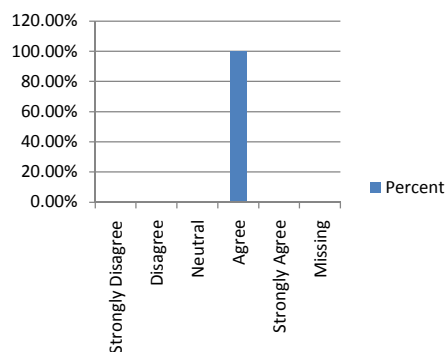
21. Grading and evaluation methods were fair and reflected my learning.

Reponses	Frequency	Percent
Strongly Disagree	0	0.00%
Disagree	0	0.00%
Neutral	0	0.00%
Agree	1	100.00%
Strongly Agree	0	0.00%
Agree + Strongly Agree	1	100.00%
Total Valid	1	100.00%
Missing	0	0.00%
Total	1	100.00%



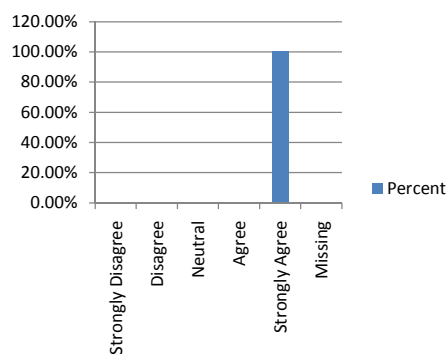
22. The course descriptions in the Bulletin adequately described the courses.

Reponses	Frequency	Percent
Strongly Disagree	0	0.00%
Disagree	0	0.00%
Neutral	0	0.00%
Agree	1	100.00%
Strongly Agree	0	0.00%
Agree + Strongly Agree	1	100.00%
Total Valid	1	100.00%
Missing	0	0.00%
Total	1	100.00%



23. Electronic course supplements were appropriate for the courses being taught.

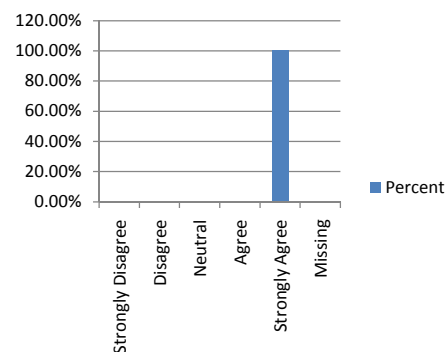
Reponses	Frequency	Percent
Strongly Disagree	0	0.00%
Disagree	0	0.00%
Neutral	0	0.00%
Agree	0	0.00%
Strongly Agree	1	100.00%
Agree + Strongly Agree	1	100.00%
Total Valid	1	100.00%
Missing	0	0.00%
Total	1	100.00%



**Graduation Survey
May 2009
AS Physical Science**

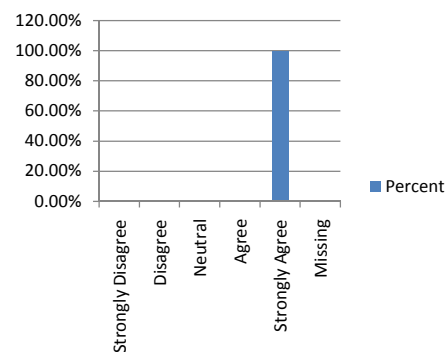
24. Considering what I now know, I would attend RSU again.

Reponses	Frequency	Percent
Strongly Disagree	0	0.00%
Disagree	0	0.00%
Neutral	0	0.00%
Agree	0	0.00%
Strongly Agree	1	100.00%
Agree + Strongly Agree	1	100.00%
Total Valid	1	100.00%
Missing	0	0.00%
Total	1	100.00%



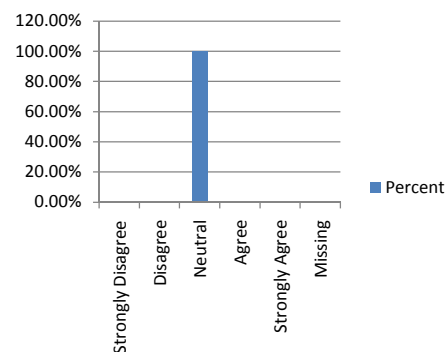
25. I would encourage my family and friends to attend RSU.

Reponses	Frequency	Percent
Strongly Disagree	0	0.00%
Disagree	0	0.00%
Neutral	0	0.00%
Agree	0	0.00%
Strongly Agree	1	100.00%
Agree + Strongly Agree	1	100.00%
Total Valid	1	100.00%
Missing	0	0.00%
Total	1	100.00%



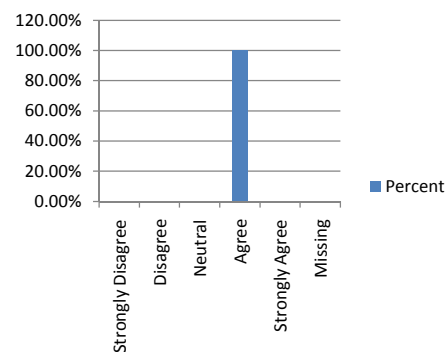
26. The Career Placement Service was helpful.

Reponses	Frequency	Percent
Strongly Disagree	0	0.00%
Disagree	0	0.00%
Neutral	1	100.00%
Agree	0	0.00%
Strongly Agree	0	0.00%
Agree + Strongly Agree	0	0.00%
Total Valid	1	100.00%
Missing	0	0.00%
Total	1	100.00%



27. Overall, my student life experiences at RSU were positive.

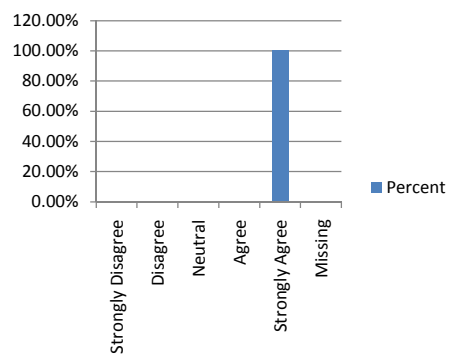
Reponses	Frequency	Percent
Strongly Disagree	0	0.00%
Disagree	0	0.00%
Neutral	0	0.00%
Agree	1	100.00%
Strongly Agree	0	0.00%
Agree + Strongly Agree	1	100.00%
Total Valid	1	100.00%
Missing	0	0.00%
Total	1	100.00%



**Graduation Survey
May 2009
AS Physical Science**

28. Overall, I am satisfied with the entire educational experience at RSU.

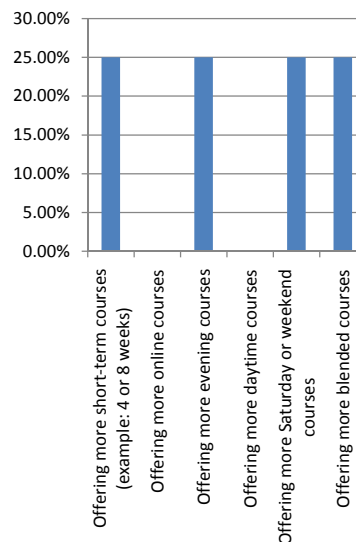
Reponses	Frequency	Percent
Strongly Disagree	0	0.00%
Disagree	0	0.00%
Neutral	0	0.00%
Agree	0	0.00%
Strongly Agree	1	100.00%
 Agree + Strongly Agree	 1	 100.00%
 Total Valid	 1	 100.00%
Missing	0	0.00%
Total	1	100.00%



**Graduation Survey
May 2009
AS Physical Science**

29. RSU could improve the educational programs to better meet my needs by: (check all that apply)

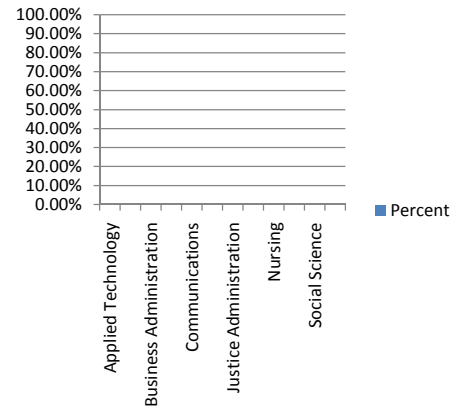
Reponses	Frequency	Percent
Offering more short-term courses (example: 4 or 8 weeks)	1	25.00%
Offering more online courses	0	0.00%
Offering more evening courses	1	25.00%
Offering more daytime courses	0	0.00%
Offering more Saturday or weekend courses	1	25.00%
Offering more blended courses	1	25.00%
Get teaching programs	0	0.00%
Make sure the instructor is actually "teaching" the assigned subject.	0	0.00%
Offering nursing program that goes straight through to bsn.	0	0.00%
Improvement of science labs (facilities and equipment)	0	0.00%
Offering more majors	0	0.00%
Knowing that there is now an Elementary Education BA degree program on your campus. It is not even in the list below.	0	0.00%
Having a variety of teachers teaching the courses instead of just two for the major	0	0.00%
More medical/molecular classes	0	0.00%
Some classes have not been offered at all! i.e. Values and Ethics has not been offered for the past 2 years!!	0	0.00%
More than just one time slot available for courses	0	0.00%
I don't think assignments should be given out over break or a week before finals...it takes away from taking a chance to relax and/or study for finals!	0	0.00%
More upper division med/molecular classes	0	0.00%
Offering more of the junior and senior level courses every semester.	0	0.00%
Offer CJA classes more often	0	0.00%
Having a class offered year round especially in the biology department	0	0.00%
Offer more psychology courses in general. RSU needs to hire more faculty.	0	0.00%
Offering more two day classes (MW or TR)	0	0.00%
Offering courses applicable to nursing students on Wed-Fri in order to comply with their required clinical days.	0	0.00%
Photography courses during the day.	0	0.00%
Accept more CLEP tests. Advertise CLEP and advanced standing tests more.	0	0.00%
What about Elementary education for ?	0	0.00%
Offering more courses during the summer term for Criminal Justice students	0	0.00%
RSU needs better career placement & the academic advisors were not helpful.	0	0.00%
Better counseling as what classes to take, before taking another one.	0	0.00%
Changes in Internship policy	0	0.00%
Total	4	100.00%



**Graduation Survey
May 2009
AS Physical Science**

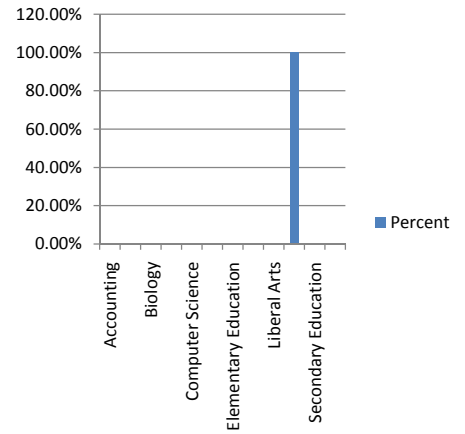
30. My major of study is: (Bachelor degree)

Reponses	Frequency	Percent
Applied Technology	0	0.00%
Biology	0	0.00%
Business Administration	0	0.00%
Business Information Technology	0	0.00%
Communications	0	0.00%
Community Counseling	0	0.00%
Justice Administration	0	0.00%
Liberal Arts	0	0.00%
Nursing	0	0.00%
Organizational Leadership	0	0.00%
Social Science	0	0.00%
Visual Arts	0	0.00%
Total	0	0.00%



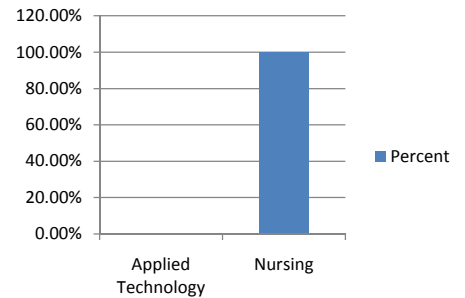
31. My major of study is: (Associate in Arts or Science)

Reponses	Frequency	Percent
Accounting	0	0.00%
Art	0	0.00%
Biology	0	0.00%
Business Administration	0	0.00%
Computer Science	0	0.00%
Criminal Justice Studies	0	0.00%
Elementary Education	0	0.00%
Legal Assisting	0	0.00%
Liberal Arts	0	0.00%
Physical Science	1	100.00%
Secondary Education	0	0.00%
Social Science	0	0.00%
Total	1	100.00%



32. My major of study is: (Associate in Applied Science)

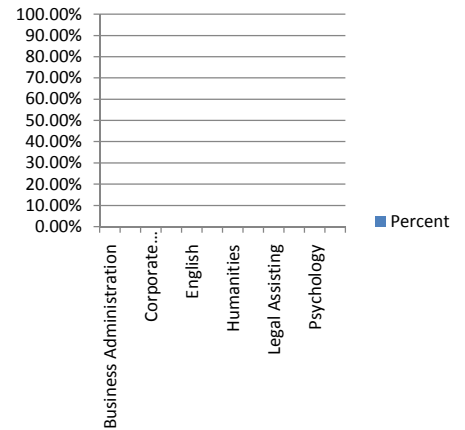
Reponses	Frequency	Percent
Applied Technology	0	0.00%
Nursing	1	100.00%
Total	1	100.00%



**Graduation Survey
May 2009
AS Physical Science**

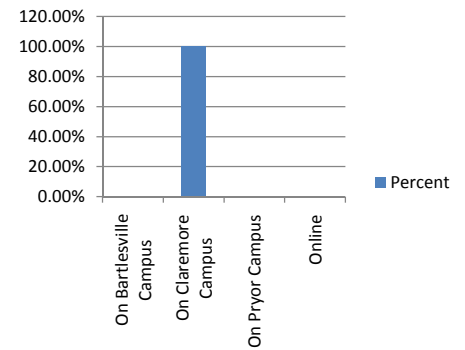
33. My minor is (applicable to bachelor's degree graduates only):

Reponses	Frequency	Percent
Business Administration	0	0.00%
Computer Science	0	0.00%
Corporate Communications	0	0.00%
Criminal Justice-COP	0	0.00%
English	0	0.00%
History	0	0.00%
Humanities	0	0.00%
Justice Administration	0	0.00%
Legal Assisting	0	0.00%
Political Science	0	0.00%
Psychology	0	0.00%
Sociology	0	0.00%
Total	0	0.00%



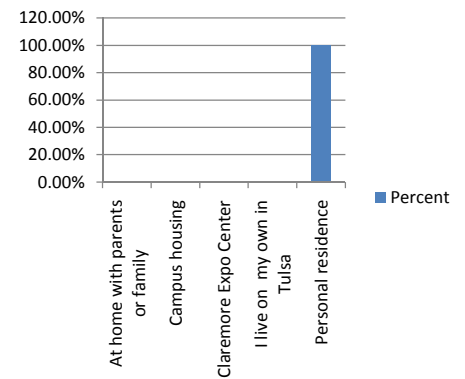
34. Most of my courses have been (Please mark one):

Reponses	Frequency	Percent
On Bartlesville Campus	0	0.00%
On Claremore Campus	1	100.00%
On Pryor Campus	0	0.00%
Online	0	0.00%
Total	1	100.00%



35. My residence during MOST of my education at RSU was:

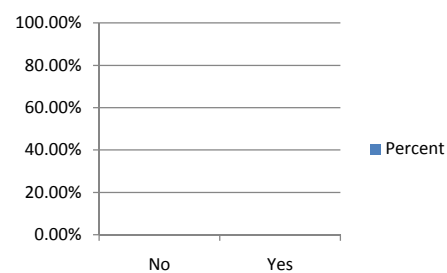
Reponses	Frequency	Percent
At home with parents or family	0	0.00%
Campus housing	0	0.00%
Claremore Expo Center	0	0.00%
I live on my own in Tulsa	0	0.00%
Personal residence	1	100.00%
Total	1	100.00%



**Graduation Survey
May 2009
AS Physical Science**

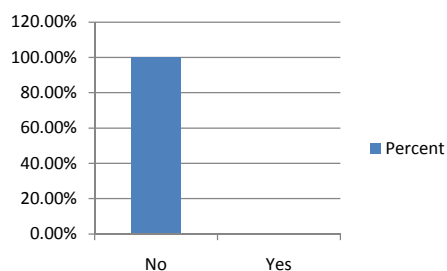
36. Are you the first person in your family to graduate with a Bachelor's degree?

Reponses	Frequency	Percent
No	0	#DIV/0!
Yes	0	#DIV/0!
Total	0	#DIV/0!



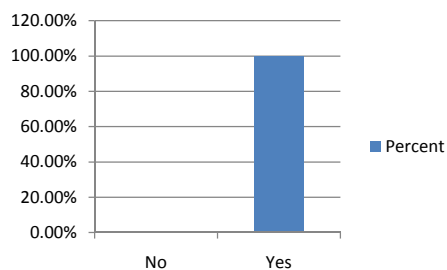
37. Are you the first person in your family to graduate with an Associate in Arts or Science degree?

Reponses	Frequency	Percent
No	1	100.00%
Yes	0	0.00%
Total	1	100.00%



38. Are you the first person in your family to graduate with an Associate in Applied Science degree?

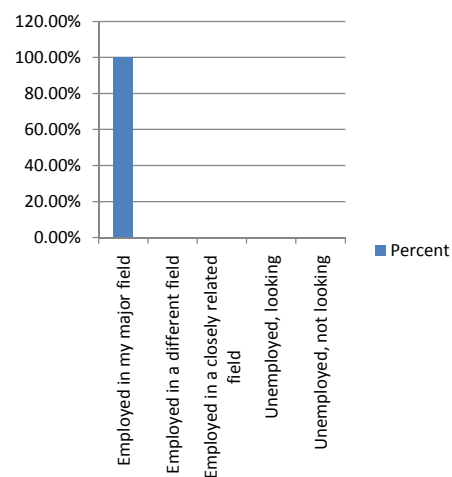
Reponses	Frequency	Percent
No	0	0.00%
Yes	1	100.00%
Total	1	100.00%



**Graduation Survey
May 2009
AS Physical Science**

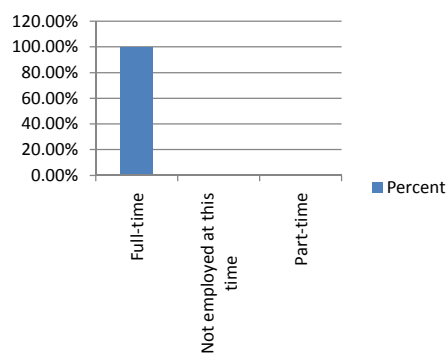
39. I am currently:

Reponses	Frequency	Percent
Employed in my major field	1	100.00%
Employed in a different field	0	0.00%
Employed in a closely related field	0	0.00%
Unemployed, looking	0	0.00%
Unemployed, not looking	0	0.00%
Rogers State University	0	0.00%
Cameron University	0	0.00%
University of Oklahoma	0	0.00%
NSU	0	0.00%
University of Oklahoma College of Pharmacy	0	0.00%
University of Tulsa	0	0.00%
Another Insitution	0	0.00%
At OSU and I am currently employed in my major field of study.	0	0.00%
Cameron University - Claremore Campus	0	0.00%
Florida Coastal Law School	0	0.00%
NOC	0	0.00%
Northeastern State University, Broken Arrow	0	0.00%
OSU-Tulsa	0	0.00%
Physical Therapy program	0	0.00%
TCC/OSU Tulsa	0	0.00%
Wichita State University	0	0.00%
Total	1	100.00%



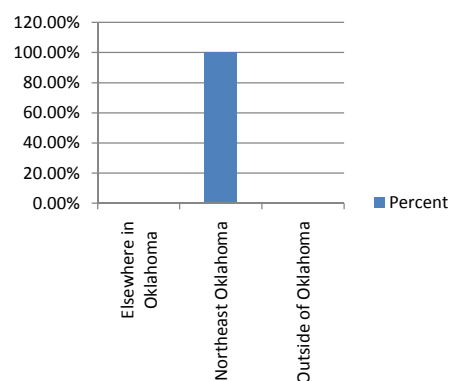
40. I am employed:

Reponses	Frequency	Percent
Full-time	1	100.00%
Not employed at this time	0	0.00%
Part-time	0	0.00%
Total	1	100.00%



41. I am employed in:

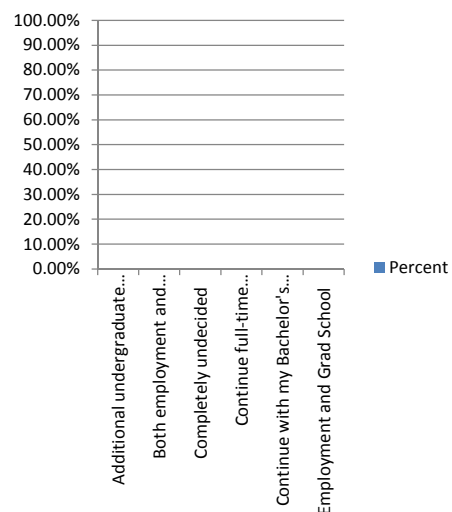
Reponses	Frequency	Percent
Elsewhere in Oklahoma	0	0.00%
Northeast Oklahoma	1	100.00%
Outside of Oklahoma	0	0.00%
Total	1	100.00%



**Graduation Survey
May 2009
AS Physical Science**

42. My PRINCIPAL activity upon graduation MOST LIKELY will be:

Reponses	Frequency	Percent
Additional undergraduate coursework	0	0.00%
Both employment and graduate school part time	0	0.00%
Completely undecided	0	0.00%
Continue full-time employment, military, continue grad	0	0.00%
Continue with my Bachelor's elsewhere. Somewhere m	0	0.00%
Employment and Grad School	0	0.00%
Employment full-time while continuing my education a	0	0.00%
Employment, full-time and continuing to get my bachel	0	0.00%
Employment, full-time paid	1	100.00%
Employment, part-time paid	0	0.00%
Graduate or professional school, full-time	0	0.00%
Graduate or professional school, part-time	0	0.00%
I plan on working and continuing on with school	0	0.00%
Maternity leave and then employment full time	0	0.00%
Military Service	0	0.00%
Physical therapy assistant program; hopefully graduate	0	0.00%
Seek a different degree (Business is not good right now	0	0.00%
Starting or raising a family	0	0.00%
Total	1	100.00%



**Graduation Survey
May 2009
AS Physical Science**

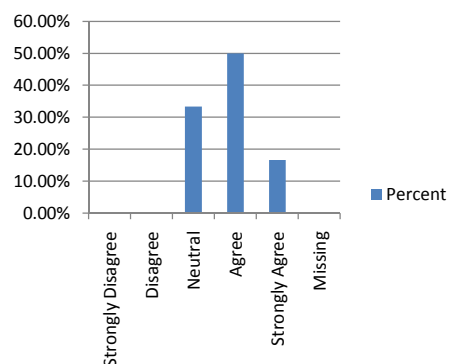
43. If you selected Graduate or Professional School in the previous question whether full or part-time, please list where and your major.

Reponses	Frequency	Percent
Where = University of Oklahoma; Major = Law	0	0.00%
Where = Arkansas; Major = BIT	0	0.00%
Where = Bartlesville Small Animal Hospital ; Major = Biological Science Medical/Molecular	0	0.00%
Where = Jacksonville, Florida; Major = Law	0	0.00%
Where = Kansas State University ; Major = Communicatons	0	0.00%
Where = Law school; Major = Sociology	0	0.00%
Where = NOC; Major = Registered Nurse	0	0.00%
Where = NSU BA; Major = Accounting and Finance	0	0.00%
Where = NSU or RSU undecided on this ; Major = Community Counseling	0	0.00%
Where = NSU; Major = MBA	0	0.00%
Where = Oklahoma State University Health Sciences in Tulsa; Major = Forensic Science	0	0.00%
Where = Oklahoma University; Major = Nursing	0	0.00%
Where = OSU Medical School; Major = D.O. (Medicine)	0	0.00%
Where = OSU Tulsa; Major = Accounting	0	0.00%
Where = OSU Tulsa; Major = Business Admin	0	0.00%
Where = OSU Tulsa; Major = Community Counseling	0	0.00%
Where = OSU Tulsa; Major = MBA	0	0.00%
Where = OU Tulsa; Major = Human Relations	0	0.00%
Where = OU Tulsa; Major = Occupational Therapy	0	0.00%
Where = OU; Major = Pharmacy	0	0.00%
Where = Rogers State University; Major = Liberal Arts	0	0.00%
Where = RSU; Major = Bachelor's in Nursing	0	0.00%
Where = still looking; Major = MBA	0	0.00%
Where = TCC for PTA; OU Schusterman for Physical Therapy	0	0.00%
Where = Tulsa University; Major = Geology	0	0.00%
Where = University of Oklahoma College of Pharmacy; Major = PharmD	0	0.00%
Where = University of Oklahoma, Tulsa Campus; Major = Masters in Occupational Therapy	0	0.00%
Where = University of Oklahoma; Major = Pharmacy (Pharm. D.)	0	0.00%
Where = University of Oklahoma; Major = Physicians Assistant Program	0	0.00%
Where = University of Tulsa; Major = Biology	0	0.00%
Where = University of Tulsa; Major = English	0	0.00%
Where = unsure; Major = Theater	0	0.00%
Where = Wichita State University; Major = Psychology	0	0.00%
Total	0	0.00%

**Graduation Survey
May 2009
AAS Applied Technology**

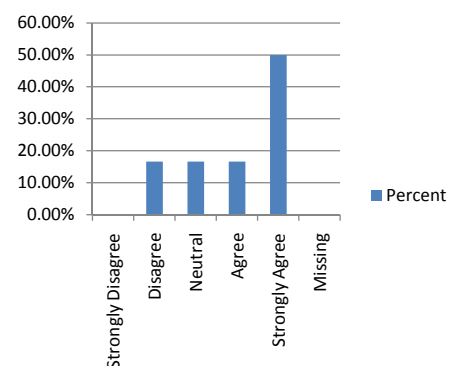
1. I received quality instruction in my general education courses.

Reponses	Frequency	Percent
Strongly Disagree	0	0.00%
Disagree	0	0.00%
Neutral	2	33.33%
Agree	3	50.00%
Strongly Agree	1	16.67%
Agree + Strongly Agree	4	66.67%
Total Valid	6	100.00%
Missing	0	0.00%
Total	6	100.00%



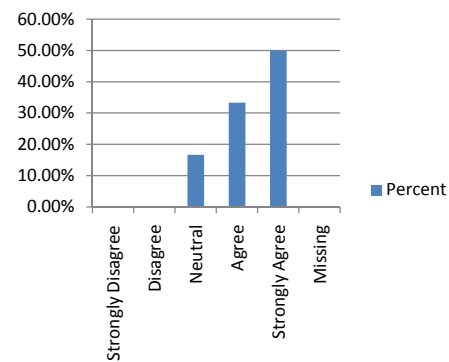
2. I received quality instruction in courses within my major.

Reponses	Frequency	Percent
Strongly Disagree	0	0.00%
Disagree	1	16.67%
Neutral	1	16.67%
Agree	1	16.67%
Strongly Agree	3	50.00%
Agree + Strongly Agree	4	66.67%
Total Valid	6	100.00%
Missing	0	0.00%
Total	6	100.00%



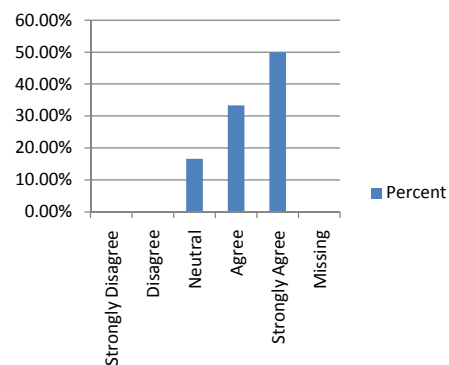
3. I am able to apply what I learned at RSU to my current experiences.

Reponses	Frequency	Percent
Strongly Disagree	0	0.00%
Disagree	0	0.00%
Neutral	1	16.67%
Agree	2	33.33%
Strongly Agree	3	50.00%
Agree + Strongly Agree	5	83.33%
Total Valid	6	100.00%
Missing	0	0.00%
Total	6	100.00%



4. I believe that RSU meets the educational needs of its students.

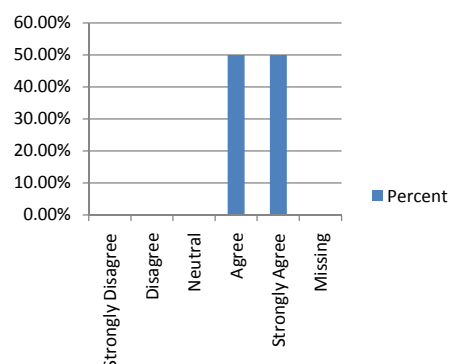
Reponses	Frequency	Percent
Strongly Disagree	0	0.00%
Disagree	0	0.00%
Neutral	1	16.67%
Agree	2	33.33%
Strongly Agree	3	50.00%
Agree + Strongly Agree	5	83.33%
Total Valid	6	100.00%
Missing	0	0.00%
Total	6	100.00%



**Graduation Survey
May 2009
AAS Applied Technology**

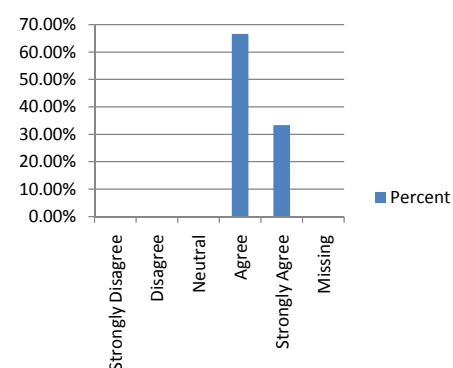
5. I believe RSU serves the educational needs of NE Oklahoma.

Reponses	Frequency	Percent
Strongly Disagree	0	0.00%
Disagree	0	0.00%
Neutral	0	0.00%
Agree	3	50.00%
Strongly Agree	3	50.00%
Agree + Strongly Agree	6	100.00%
Total Valid	6	100.00%
Missing	0	0.00%
Total	6	100.00%



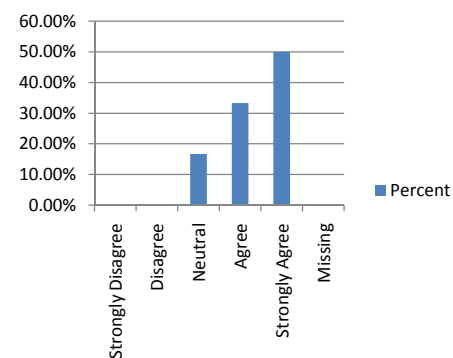
6. I believe I am competent in written and oral communication, scientific reasoning, and critical thinking.

Reponses	Frequency	Percent
Strongly Disagree	0	0.00%
Disagree	0	0.00%
Neutral	0	0.00%
Agree	4	66.67%
Strongly Agree	2	33.33%
Agree + Strongly Agree	6	100.00%
Total Valid	6	100.00%
Missing	0	0.00%
Total	6	100.00%



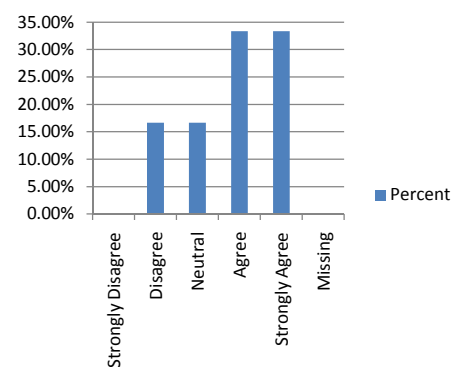
7. I believe that since attending RSU I can make better life and career decisions.

Reponses	Frequency	Percent
Strongly Disagree	0	0.00%
Disagree	0	0.00%
Neutral	1	16.67%
Agree	2	33.33%
Strongly Agree	3	50.00%
Agree + Strongly Agree	5	83.33%
Total Valid	6	100.00%
Missing	0	0.00%
Total	6	100.00%



8. I believe that I have a greater appreciation of diversity in terms of race, class, ethnicity, gender, religion, and/or nationality.

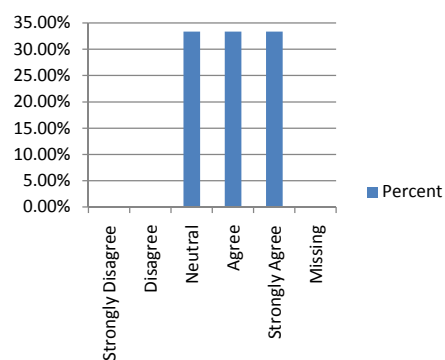
Reponses	Frequency	Percent
Strongly Disagree	0	0.00%
Disagree	1	16.67%
Neutral	1	16.67%
Agree	2	33.33%
Strongly Agree	2	33.33%
Agree + Strongly Agree	4	66.67%
Total Valid	6	100.00%
Missing	0	0.00%
Total	6	100.00%



**Graduation Survey
May 2009
AAS Applied Technology**

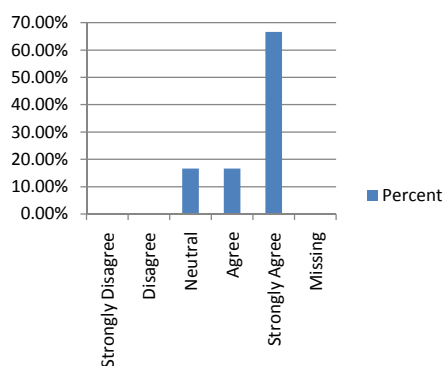
9. I believe that the educational goals I set for myself at RSU were met.

Reponses	Frequency	Percent
Strongly Disagree	0	0.00%
Disagree	0	0.00%
Neutral	2	33.33%
Agree	2	33.33%
Strongly Agree	2	33.33%
Agree + Strongly Agree	4	66.67%
Total Valid	6	100.00%
Missing	0	0.00%
Total	6	100.00%



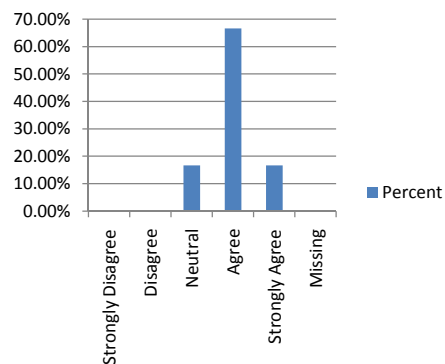
10. Overall, I am satisfied with the instruction I received at RSU.

Reponses	Frequency	Percent
Strongly Disagree	0	0.00%
Disagree	0	0.00%
Neutral	1	16.67%
Agree	1	16.67%
Strongly Agree	4	66.67%
Agree + Strongly Agree	5	83.33%
Total Valid	6	100.00%
Missing	0	0.00%
Total	6	100.00%



11. Faculty show a high degree of interest in student learning.

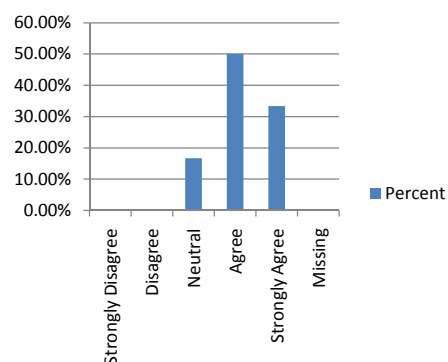
Reponses	Frequency	Percent
Strongly Disagree	0	0.00%
Disagree	0	0.00%
Neutral	1	16.67%
Agree	4	66.67%
Strongly Agree	1	16.67%
Agree + Strongly Agree	5	83.33%
Total Valid	6	100.00%
Missing	0	0.00%
Total	6	100.00%



**Graduation Survey
May 2009
AAS Applied Technology**

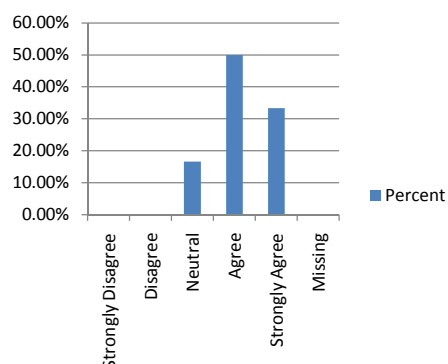
12. Faculty teaching general education courses were well prepared for the courses they taught.

Reponses	Frequency	Percent
Strongly Disagree	0	0.00%
Disagree	0	0.00%
Neutral	1	16.67%
Agree	3	50.00%
Strongly Agree	2	33.33%
Agree + Strongly Agree	5	83.33%
Total Valid	6	100.00%
Missing	0	0.00%
Total	6	100.00%



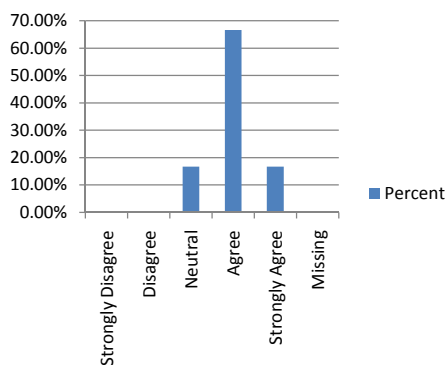
13. Faculty teaching courses in my major were well prepared for the courses they taught.

Reponses	Frequency	Percent
Strongly Disagree	0	0.00%
Disagree	0	0.00%
Neutral	1	16.67%
Agree	3	50.00%
Strongly Agree	2	33.33%
Agree + Strongly Agree	5	83.33%
Total Valid	6	100.00%
Missing	0	0.00%
Total	6	100.00%



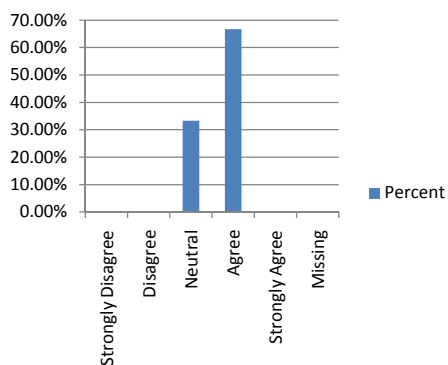
14. Faculty were available during their office hours.

Reponses	Frequency	Percent
Strongly Disagree	0	0.00%
Disagree	0	0.00%
Neutral	1	16.67%
Agree	4	66.67%
Strongly Agree	1	16.67%
Agree + Strongly Agree	5	83.33%
Total Valid	6	100.00%
Missing	0	0.00%
Total	6	100.00%



15. Faculty teaching general education courses demonstrated a concern for my progress.

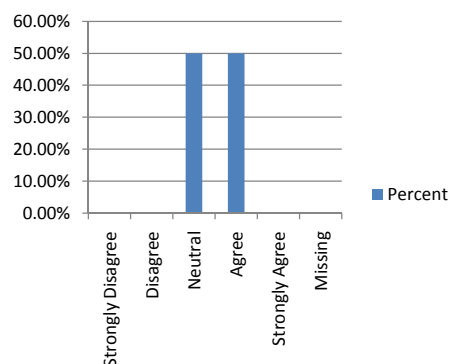
Reponses	Frequency	Percent
Strongly Disagree	0	0.00%
Disagree	0	0.00%
Neutral	2	33.33%
Agree	4	66.67%
Strongly Agree	0	0.00%
Agree + Strongly Agree	4	66.67%
Total Valid	6	100.00%
Missing	0	0.00%
Total	6	100.00%



**Graduation Survey
May 2009
AAS Applied Technology**

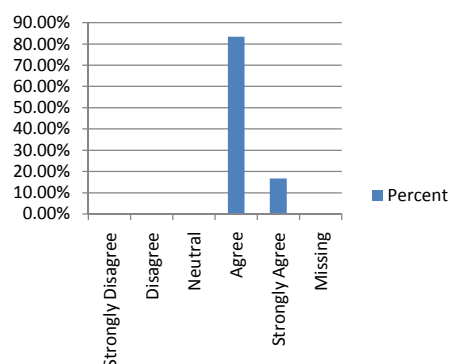
16. Faculty teaching courses in my major demonstrated a concern for my progress.

Reponses	Frequency	Percent
Strongly Disagree	0	0.00%
Disagree	0	0.00%
Neutral	3	50.00%
Agree	3	50.00%
Strongly Agree	0	0.00%
Agree + Strongly Agree	3	50.00%
Total Valid	6	100.00%
Missing	0	0.00%
Total	6	100.00%



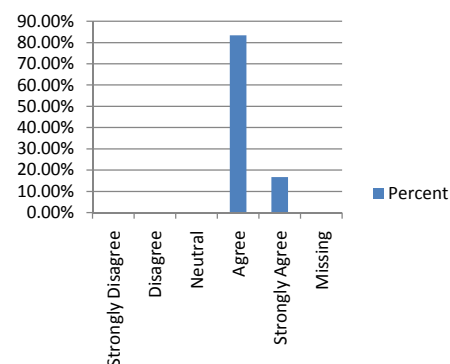
17. My faculty/academic advisor was available.

Reponses	Frequency	Percent
Strongly Disagree	0	0.00%
Disagree	0	0.00%
Neutral	0	0.00%
Agree	5	83.33%
Strongly Agree	1	16.67%
Agree + Strongly Agree	6	100.00%
Total Valid	6	100.00%
Missing	0	0.00%
Total	6	100.00%



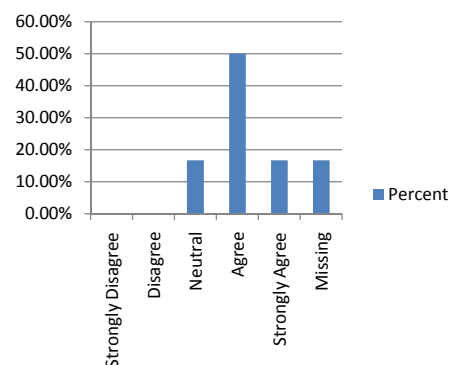
18. My faculty/academic advisor guided me toward my academic and career goals.

Reponses	Frequency	Percent
Strongly Disagree	0	0.00%
Disagree	0	0.00%
Neutral	0	0.00%
Agree	5	83.33%
Strongly Agree	1	16.67%
Agree + Strongly Agree	6	100.00%
Total Valid	6	100.00%
Missing	0	0.00%
Total	6	100.00%



19. Smaller course sizes (25 or fewer) increased my ability to learn.

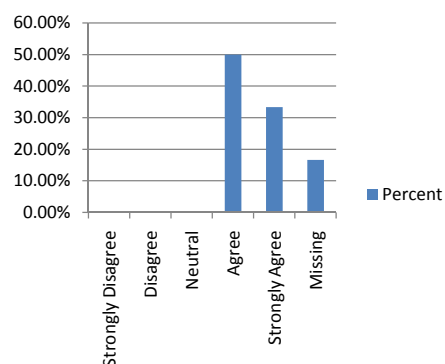
Reponses	Frequency	Percent
Strongly Disagree	0	0.00%
Disagree	0	0.00%
Neutral	1	16.67%
Agree	3	50.00%
Strongly Agree	1	16.67%
Agree + Strongly Agree	4	66.67%
Total Valid	5	83.33%
Missing	1	16.67%
Total	6	100.00%



**Graduation Survey
May 2009
AAS Applied Technology**

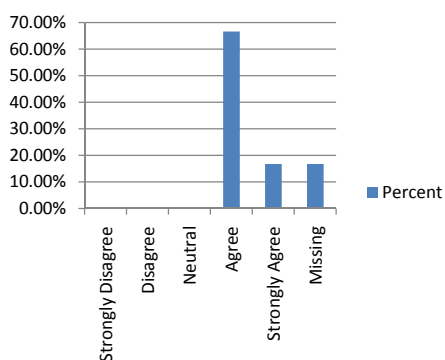
20. Courses were generally scheduled in a time frame that met my needs.

Reponses	Frequency	Percent
Strongly Disagree	0	0.00%
Disagree	0	0.00%
Neutral	0	0.00%
Agree	3	50.00%
Strongly Agree	2	33.33%
Agree + Strongly Agree	5	83.33%
Total Valid	5	83.33%
Missing	1	16.67%
Total	6	100.00%



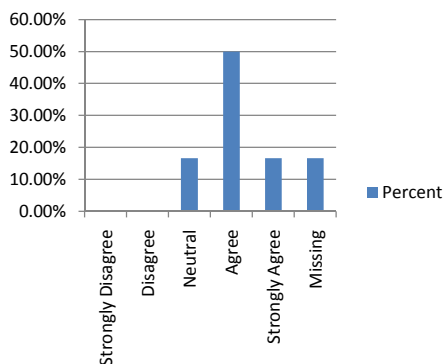
21. Grading and evaluation methods were fair and reflected my learning.

Reponses	Frequency	Percent
Strongly Disagree	0	0.00%
Disagree	0	0.00%
Neutral	0	0.00%
Agree	4	66.67%
Strongly Agree	1	16.67%
Agree + Strongly Agree	5	83.33%
Total Valid	5	83.33%
Missing	1	16.67%
Total	6	100.00%



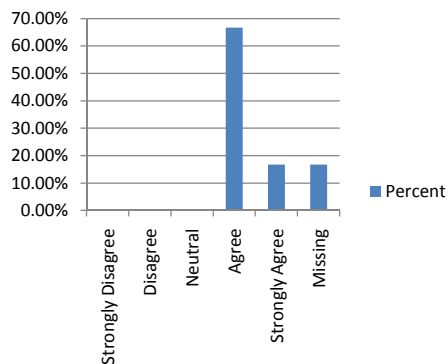
22. The course descriptions in the Bulletin adequately described the courses.

Reponses	Frequency	Percent
Strongly Disagree	0	0.00%
Disagree	0	0.00%
Neutral	1	16.67%
Agree	3	50.00%
Strongly Agree	1	16.67%
Agree + Strongly Agree	4	66.67%
Total Valid	5	83.33%
Missing	1	16.67%
Total	6	100.00%



23. Electronic course supplements were appropriate for the courses being taught.

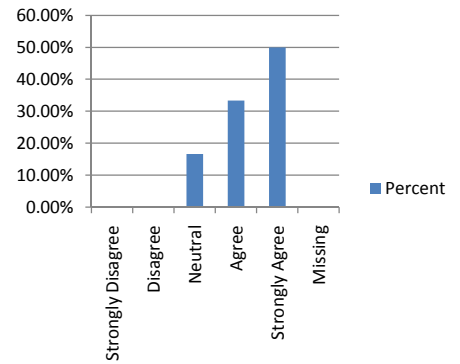
Reponses	Frequency	Percent
Strongly Disagree	0	0.00%
Disagree	0	0.00%
Neutral	0	0.00%
Agree	4	66.67%
Strongly Agree	1	16.67%
Agree + Strongly Agree	5	83.33%
Total Valid	5	83.33%
Missing	1	16.67%
Total	6	100.00%



**Graduation Survey
May 2009
AAS Applied Technology**

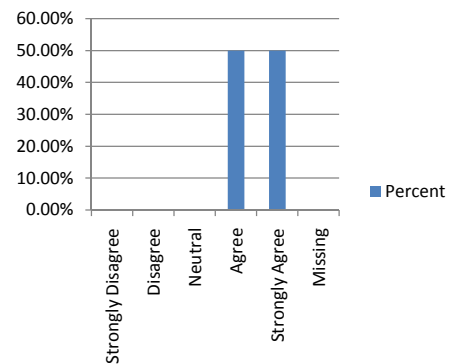
24. Considering what I now know, I would attend RSU again.

Reponses	Frequency	Percent
Strongly Disagree	0	0.00%
Disagree	0	0.00%
Neutral	1	16.67%
Agree	2	33.33%
Strongly Agree	3	50.00%
Agree + Strongly Agree	5	83.33%
Total Valid	6	100.00%
Missing	0	0.00%
Total	6	100.00%



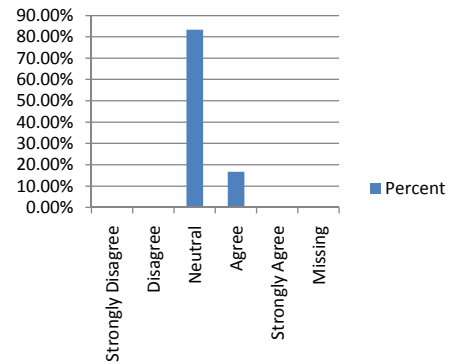
25. I would encourage my family and friends to attend RSU.

Reponses	Frequency	Percent
Strongly Disagree	0	0.00%
Disagree	0	0.00%
Neutral	0	0.00%
Agree	3	50.00%
Strongly Agree	3	50.00%
Agree + Strongly Agree	6	100.00%
Total Valid	6	100.00%
Missing	0	0.00%
Total	6	100.00%



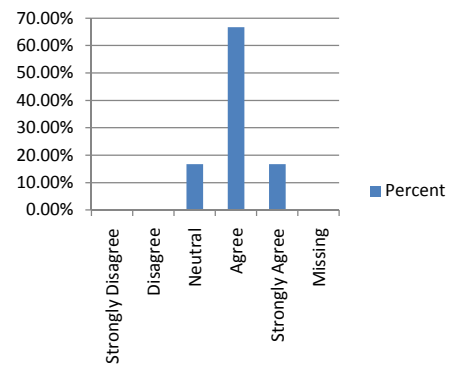
26. The Career Placement Service was helpful.

Reponses	Frequency	Percent
Strongly Disagree	0	0.00%
Disagree	0	0.00%
Neutral	5	83.33%
Agree	1	16.67%
Strongly Agree	0	0.00%
Agree + Strongly Agree	1	16.67%
Total Valid	6	100.00%
Missing	0	0.00%
Total	6	100.00%



27. Overall, my student life experiences at RSU were positive.

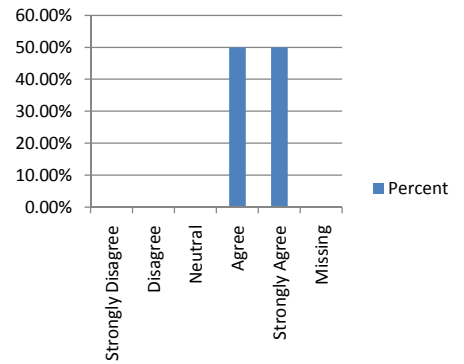
Reponses	Frequency	Percent
Strongly Disagree	0	0.00%
Disagree	0	0.00%
Neutral	1	16.67%
Agree	4	66.67%
Strongly Agree	1	16.67%
Agree + Strongly Agree	5	83.33%
Total Valid	6	100.00%
Missing	0	0.00%
Total	6	100.00%



**Graduation Survey
May 2009
AAS Applied Technology**

28. Overall, I am satisfied with the entire educational experience at RSU.

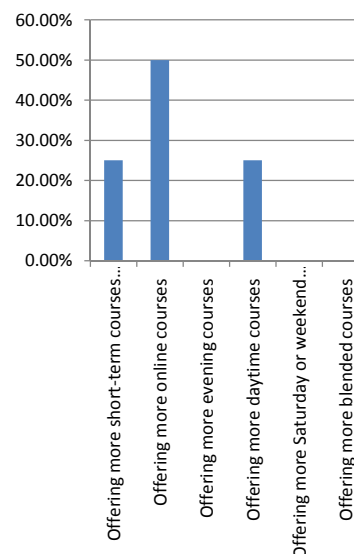
Reponses	Frequency	Percent
Strongly Disagree	0	0.00%
Disagree	0	0.00%
Neutral	0	0.00%
Agree	3	50.00%
Strongly Agree	3	50.00%
Agree + Strongly Agree	6	100.00%
Total Valid	6	100.00%
Missing	0	0.00%
Total	6	100.00%



**Graduation Survey
May 2009
AAS Applied Technology**

29. RSU could improve the educational programs to better meet my needs by: (check all that apply)

Reponses	Frequency	Percent
Offering more short-term courses (example: 4 or 8 weeks)	1	25.00%
Offering more online courses	2	50.00%
Offering more evening courses	0	0.00%
Offering more daytime courses	1	25.00%
Offering more Saturday or weekend courses	0	0.00%
Offering more blended courses	0	0.00%
Get teaching programs	0	0.00%
Make sure the instructor is actually "teaching" the assigned subject.	0	0.00%
Offering nursing program that goes straight through to bsn.	0	0.00%
Improvement of science labs (facilities and equipment)	0	0.00%
Offering more majors	0	0.00%
Knowing that there is now an Elementary Education BA degree program on your campus. It is not even in the list below.	0	0.00%
Having a variety of teachers teaching the courses instead of just two for the major	0	0.00%
More medical/molecular classes	0	0.00%
Some classes have not been offered at all! i.e. Values and Ethics has not been offered for the past 2 years!!	0	0.00%
More than just one time slot available for courses	0	0.00%
I don't think assignments should be given out over break or a week before finals...it takes away from taking a chance to relax and/or study for finals!	0	0.00%
More upper division med/molecular classes	0	0.00%
Offering more of the junior and senior level courses every semester.	0	0.00%
Offer CJA classes more often	0	0.00%
Having a class offered year round especially in the biology department	0	0.00%
Offer more psychology courses in general. RSU needs to hire more faculty.	0	0.00%
Offering more two day classes (MW or TR)	0	0.00%
Offering courses applicable to nursing students on Wed-Fri in order to comply with their required clinical days.	0	0.00%
Photography courses during the day.	0	0.00%
Accept more CLEP tests. Advertise CLEP and advanced standing tests more.	0	0.00%
What about Elementary education for ?	0	0.00%
Offering more courses during the summer term for Criminal Justice students	0	0.00%
RSU needs better career placement & the academic advisors were not helpful.	0	0.00%
Better counseling as what classes to take, before taking another one.	0	0.00%
Changes in Internship policy	0	0.00%
Total	4	100.00%



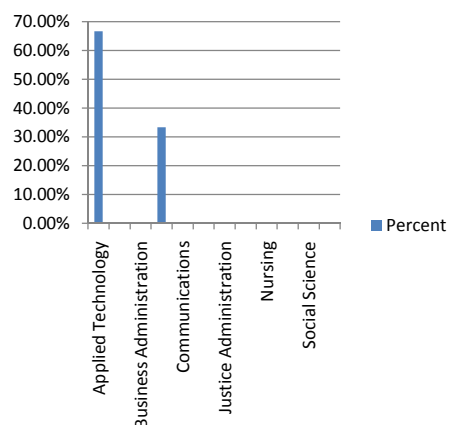
**Graduation Survey
May 2009
AAS Applied Technology**

30. My major of study is: (Bachelor degree)

Reponses

Applied Technology
Biology
Business Administration
Business Information Technology
Communications
Community Counseling
Justice Administration
Liberal Arts
Nursing
Organizational Leadership
Social Science
Visual Arts
Total

Frequency	Percent
4	66.67%
0	0.00%
0	0.00%
2	33.33%
0	0.00%
0	0.00%
0	0.00%
0	0.00%
0	0.00%
0	0.00%
0	0.00%
0	0.00%
6	100.00%

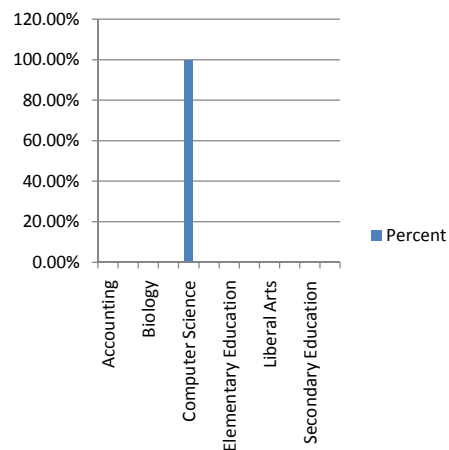


31. My major of study is: (Associate in Arts or Science)

Reponses

Accounting
Art
Biology
Business Administration
Computer Science
Criminal Justice Studies
Elementary Education
Legal Assisting
Liberal Arts
Physical Science
Secondary Education
Social Science
Total

Frequency	Percent
0	0.00%
0	0.00%
0	0.00%
0	0.00%
1	100.00%
0	0.00%
0	0.00%
0	0.00%
0	0.00%
0	0.00%
0	0.00%
0	0.00%
1	100.00%

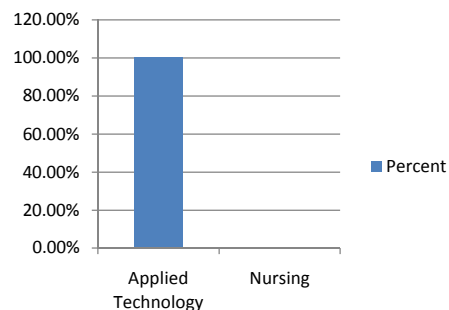


32. My major of study is: (Associate in Applied Science)

Reponses

Applied Technology
Nursing
Total

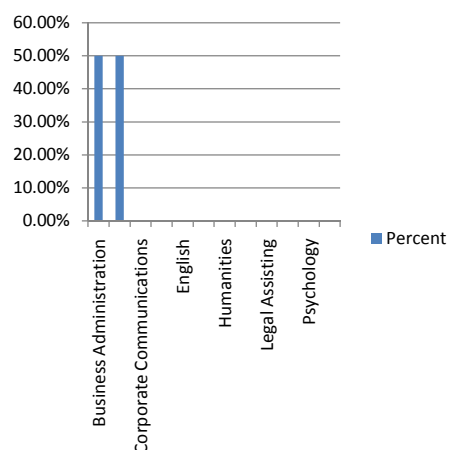
Frequency	Percent
6	100.00%
0	0.00%
6	100.00%



**Graduation Survey
May 2009
AAS Applied Technology**

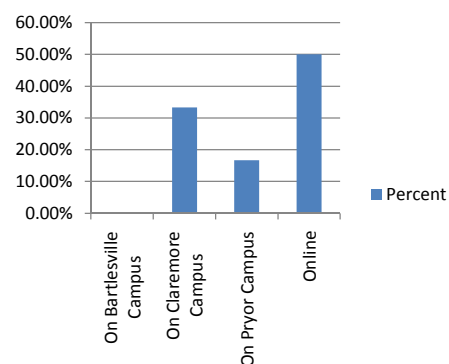
33. My minor is (applicable to bachelor's degree graduates only):

Reponses	Frequency	Percent
Business Administration	1	50.00%
Computer Science	1	50.00%
Corporate Communications	0	0.00%
Criminal Justice-COP	0	0.00%
English	0	0.00%
History	0	0.00%
Humanities	0	0.00%
Justice Administration	0	0.00%
Legal Assisting	0	0.00%
Political Science	0	0.00%
Psychology	0	0.00%
Sociology	0	0.00%
Total	2	100.00%



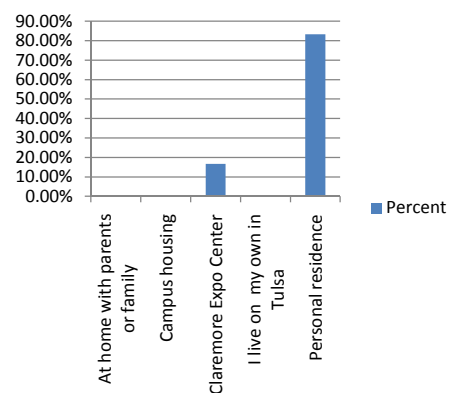
34. Most of my courses have been (Please mark one):

Reponses	Frequency	Percent
On Bartlesville Campus	0	0.00%
On Claremore Campus	2	33.33%
On Pryor Campus	1	16.67%
Online	3	50.00%
Total	6	100.00%



35. My residence during MOST of my education at RSU was:

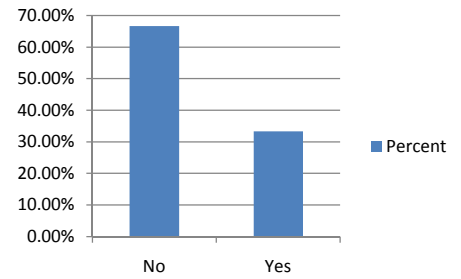
Reponses	Frequency	Percent
At home with parents or family	0	0.00%
Campus housing	0	0.00%
Claremore Expo Center	1	16.67%
I live on my own in Tulsa	0	0.00%
Personal residence	5	83.33%
Total	6	100.00%



**Graduation Survey
May 2009
AAS Applied Technology**

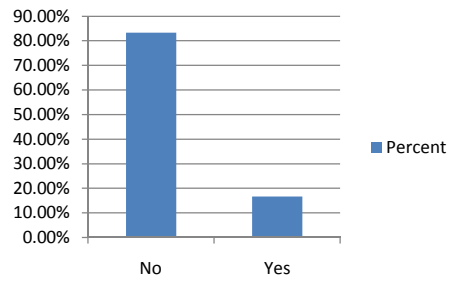
36. Are you the first person in your family to graduate with a Bachelor's degree?

Reponses	Frequency	Percent
No	4	66.67%
Yes	2	33.33%
Total	6	100.00%



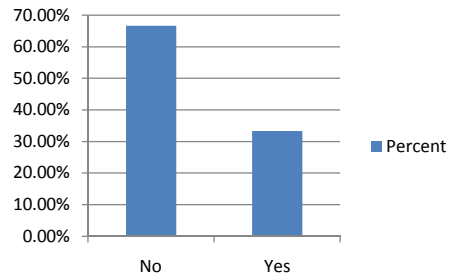
37. Are you the first person in your family to graduate with an Associate in Arts or Science degree?

Reponses	Frequency	Percent
No	5	83.33%
Yes	1	16.67%
Total	6	100.00%



38. Are you the first person in your family to graduate with an Associate in Applied Science degree?

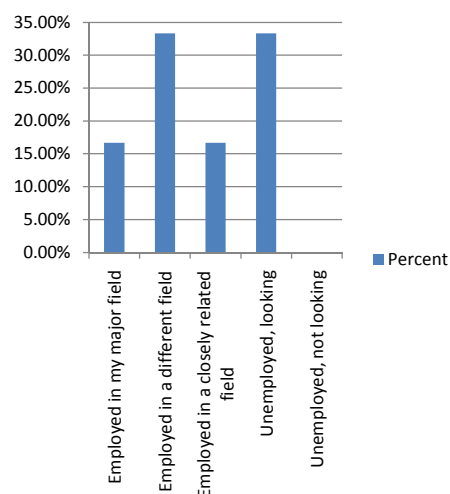
Reponses	Frequency	Percent
No	4	66.67%
Yes	2	33.33%
Total	6	100.00%



**Graduation Survey
May 2009
AAS Applied Technology**

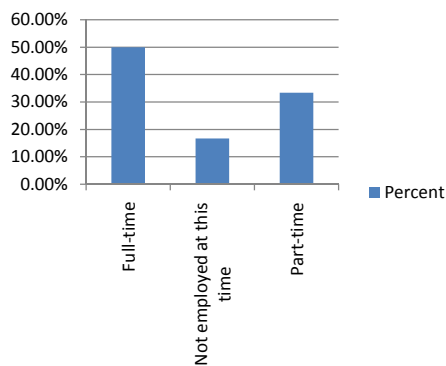
39. I am currently:

Reponses	Frequency	Percent
Employed in my major field	1	16.67%
Employed in a different field	2	33.33%
Employed in a closely related field	1	16.67%
Unemployed, looking	2	33.33%
Unemployed, not looking	0	0.00%
Rogers State University	0	0.00%
Cameron University	0	0.00%
University of Oklahoma	0	0.00%
NSU	0	0.00%
University of Oklahoma College of Pharmacy	0	0.00%
University of Tulsa	0	0.00%
Another Insitution	0	0.00%
At OSU and I am currently employed in my major field of study.	0	0.00%
Cameron University - Claremore Campus	0	0.00%
Florida Coastal Law School	0	0.00%
NOC	0	0.00%
Northeastern State University, Broken Arrow	0	0.00%
OSU-Tulsa	0	0.00%
Physical Therapy program	0	0.00%
TCC/OSU Tulsa	0	0.00%
Wichita State University	0	0.00%
Total	6	100.00%



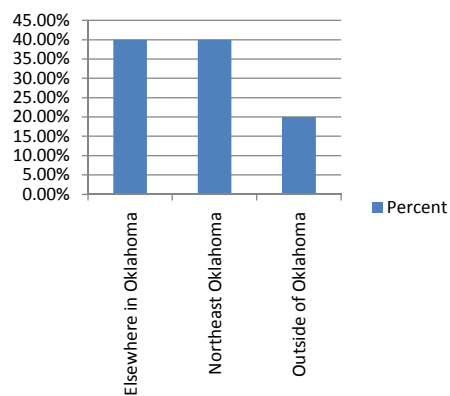
40. I am employed:

Reponses	Frequency	Percent
Full-time	3	50.00%
Not employed at this time	1	16.67%
Part-time	2	33.33%
Total	6	100.00%



41. I am employed in:

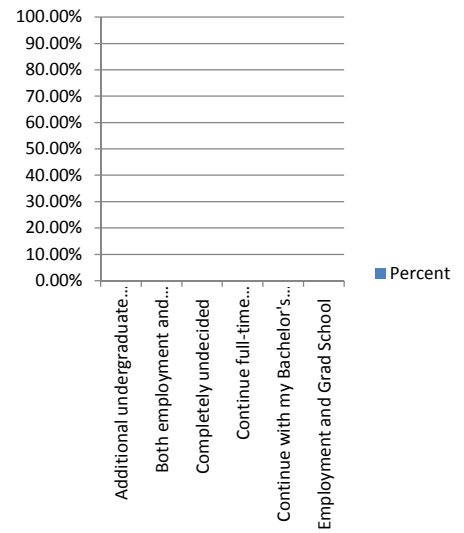
Reponses	Frequency	Percent
Elsewhere in Oklahoma	2	40.00%
Northeast Oklahoma	2	40.00%
Outside of Oklahoma	1	20.00%
Total	5	100.00%



**Graduation Survey
May 2009
AAS Applied Technology**

42. My PRINCIPAL activity upon graduation MOST LIKELY will be:

Reponses	Frequency	Percent
Additional undergraduate coursework	0	0.00%
Both employment and graduate school part time	0	0.00%
Completely undecided	0	0.00%
Continue full-time employment, military, continue gra	0	0.00%
Continue with my Bachelor's elsewhere. Somewhere r	0	0.00%
Employment and Grad School	0	0.00%
Employment full-time while continuing my education ;	0	0.00%
Employment, full-time and continuing to get my bache	0	0.00%
Employment, full-time paid	6	100.00%
Employment, part-time paid	0	0.00%
Graduate or professional school, full-time	0	0.00%
Graduate or professional school, part-time	0	0.00%
I plan on working and continuing on with school	0	0.00%
Maternity leave and then employment full time	0	0.00%
Military Service	0	0.00%
Physical therapy assistant program; hopefully graduat	0	0.00%
Seek a different degree (Business is not good right now	0	0.00%
Starting or raising a family	0	0.00%
Total	6	100.00%



**Graduation Survey
May 2009
AAS Applied Technology**

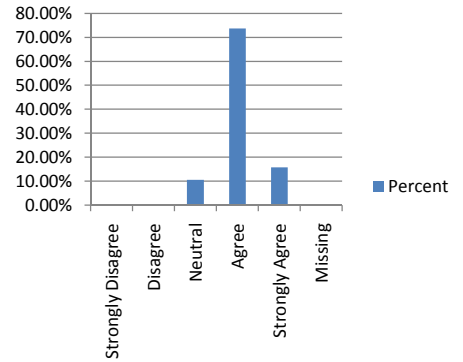
43. If you selected Graduate or Professional School in the previous question whether full or part-time, please list where and your major.

Responses	Frequency	Percent
Where = University of Oklahoma; Major = Law	0	0.00%
Where = Arkansas; Major = BIT	0	0.00%
Where = Bartlesville Small Animal Hospital ; Major = Biological Science Medical/Molecular	0	0.00%
Where = Jacksonville, Florida; Major = Law	0	0.00%
Where = Kansas State University ; Major = Communicatons	0	0.00%
Where = Law school; Major = Sociology	0	0.00%
Where = NOC; Major = Registered Nurse	0	0.00%
Where = NSU BA; Major = Accounting and Finance	0	0.00%
Where = NSU or RSU undecided on this ; Major = Community Counseling	0	0.00%
Where = NSU; Major = MBA	0	0.00%
Where = Oklahoma State University Health Sciences in Tulsa; Major = Forensic Science	0	0.00%
Where = Oklahoma University; Major = Nursing	0	0.00%
Where = OSU Medical School; Major = D.O. (Medicine)	0	0.00%
Where = OSU Tulsa; Major = Accounting	0	0.00%
Where = OSU Tulsa; Major = Business Admin	0	0.00%
Where = OSU Tulsa; Major = Community Counseling	0	0.00%
Where = OSU Tulsa; Major = MBA	0	0.00%
Where = OU Tulsa; Major = Human Relations	0	0.00%
Where = OU Tulsa; Major = Occupational Therapy	0	0.00%
Where = OU; Major = Pharmacy	0	0.00%
Where = Rogers State University; Major = Liberal Arts	0	0.00%
Where = RSU; Major = Bachelor's in Nursing	0	0.00%
Where = still looking; Major = MBA	0	0.00%
Where = TCC for PTA; OU Schusterman for Physical Therapy	0	0.00%
Where = Tulsa University; Major = Geology	0	0.00%
Where = University of Oklahoma College of Pharmacy; Major = PharmD	0	0.00%
Where = University of Oklahoma, Tulsa Campus; Major = Masters in Occupational Therapy	0	0.00%
Where = University of Oklahoma; Major = Pharmacy (Pharm. D.)	0	0.00%
Where = University of Oklahoma; Major = Physicians Assistant Program	0	0.00%
Where = University of Tulsa; Major = Biology	0	0.00%
Where = University of Tulsa; Major = English	0	0.00%
Where = unsure; Major = Theater	0	0.00%
Where = Wichita State University; Major = Psychology	0	0.00%
Total	0	0.00%

**Graduation Survey
May 2009
AAS Nursing**

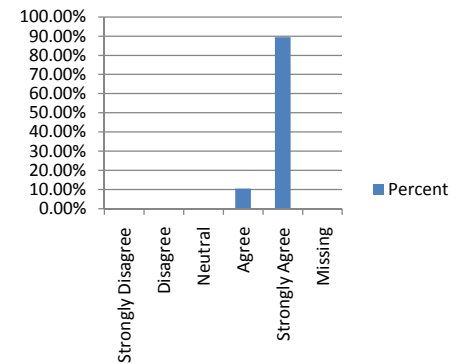
1. I received quality instruction in my general education courses.

Reponses	Frequency	Percent
Strongly Disagree	0	0.00%
Disagree	0	0.00%
Neutral	2	10.53%
Agree	14	73.68%
Strongly Agree	3	15.79%
Agree + Strongly Agree	17	89.47%
Total Valid	19	100.00%
Missing	0	0.00%
Total	19	100.00%



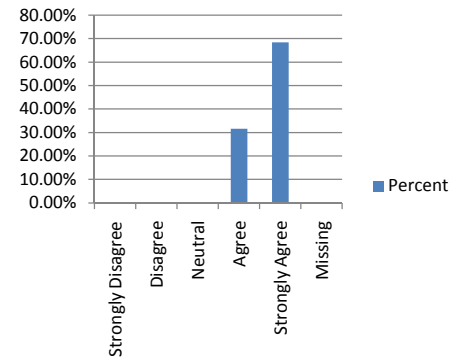
2. I received quality instruction in courses within my major.

Reponses	Frequency	Percent
Strongly Disagree	0	0.00%
Disagree	0	0.00%
Neutral	0	0.00%
Agree	2	10.53%
Strongly Agree	17	89.47%
Agree + Strongly Agree	19	100.00%
Total Valid	19	100.00%
Missing	0	0.00%
Total	19	100.00%



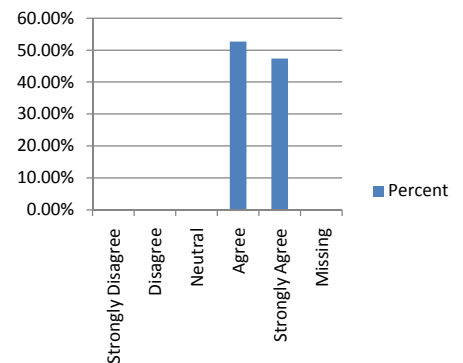
3. I am able to apply what I learned at RSU to my current experiences.

Reponses	Frequency	Percent
Strongly Disagree	0	0.00%
Disagree	0	0.00%
Neutral	0	0.00%
Agree	6	31.58%
Strongly Agree	13	68.42%
Agree + Strongly Agree	19	100.00%
Total Valid	19	100.00%
Missing	0	0.00%
Total	19	100.00%



4. I believe that RSU meets the educational needs of its students.

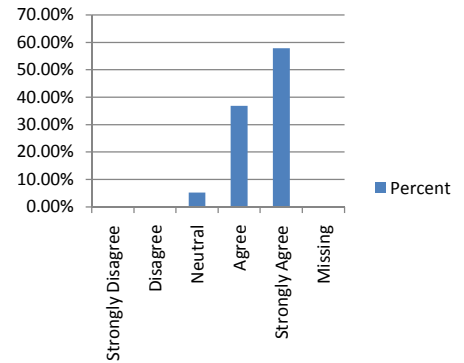
Reponses	Frequency	Percent
Strongly Disagree	0	0.00%
Disagree	0	0.00%
Neutral	0	0.00%
Agree	10	52.63%
Strongly Agree	9	47.37%
Agree + Strongly Agree	19	100.00%
Total Valid	19	100.00%
Missing	0	0.00%
Total	19	100.00%



**Graduation Survey
May 2009
AAS Nursing**

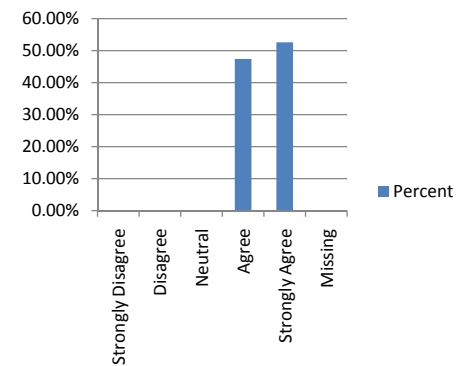
5. I believe RSU serves the educational needs of NE Oklahoma.

Reponses	Frequency	Percent
Strongly Disagree	0	0.00%
Disagree	0	0.00%
Neutral	1	5.26%
Agree	7	36.84%
Strongly Agree	11	57.89%
Agree + Strongly Agree	18	94.74%
Total Valid	19	100.00%
Missing	0	0.00%
Total	19	100.00%



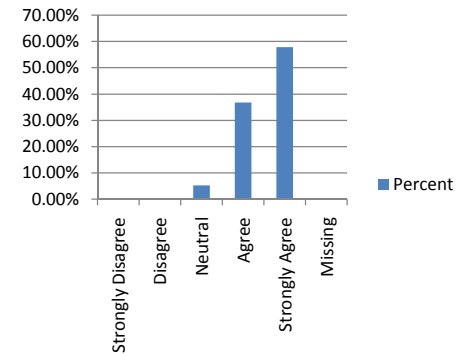
6. I believe I am competent in written and oral communication, scientific reasoning, and critical thinking.

Reponses	Frequency	Percent
Strongly Disagree	0	0.00%
Disagree	0	0.00%
Neutral	0	0.00%
Agree	9	47.37%
Strongly Agree	10	52.63%
Agree + Strongly Agree	19	100.00%
Total Valid	19	100.00%
Missing	0	0.00%
Total	19	100.00%



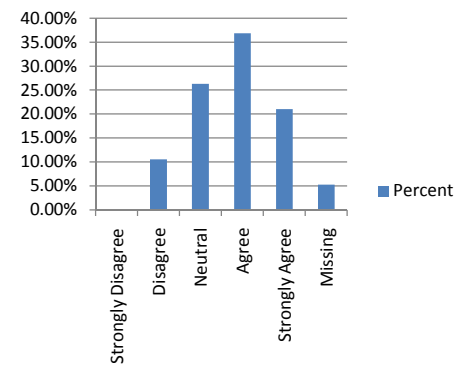
7. I believe that since attending RSU I can make better life and career decisions.

Reponses	Frequency	Percent
Strongly Disagree	0	0.00%
Disagree	0	0.00%
Neutral	1	5.26%
Agree	7	36.84%
Strongly Agree	11	57.89%
Agree + Strongly Agree	18	94.74%
Total Valid	19	100.00%
Missing	0	0.00%
Total	19	100.00%



8. I believe that I have a greater appreciation of diversity in terms of race, class, ethnicity, gender, religion, and/or nationality.

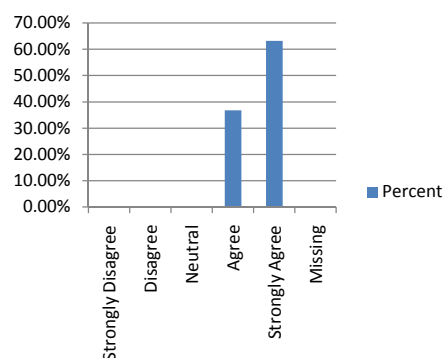
Reponses	Frequency	Percent
Strongly Disagree	0	0.00%
Disagree	2	10.53%
Neutral	5	26.32%
Agree	7	36.84%
Strongly Agree	4	21.05%
Agree + Strongly Agree	11	57.89%
Total Valid	18	94.74%
Missing	1	5.26%
Total	19	100.00%



**Graduation Survey
May 2009
AAS Nursing**

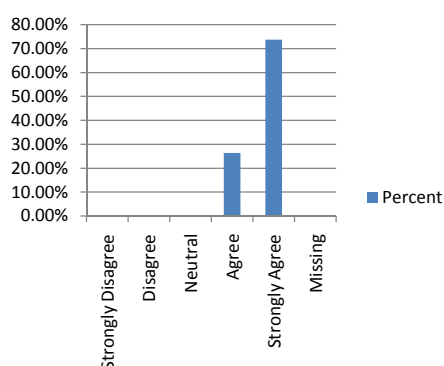
9. I believe that the educational goals I set for myself at RSU were met.

Reponses	Frequency	Percent
Strongly Disagree	0	0.00%
Disagree	0	0.00%
Neutral	0	0.00%
Agree	7	36.84%
Strongly Agree	12	63.16%
Agree + Strongly Agree	19	100.00%
Total Valid	19	100.00%
Missing	0	0.00%
Total	19	100.00%



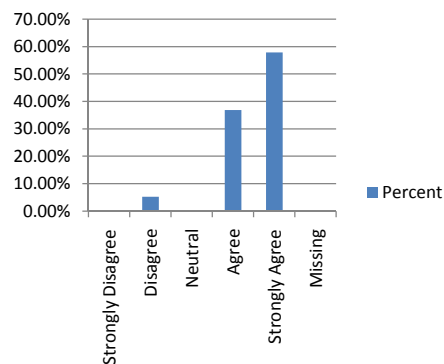
10. Overall, I am satisfied with the instruction I received at RSU.

Reponses	Frequency	Percent
Strongly Disagree	0	0.00%
Disagree	0	0.00%
Neutral	0	0.00%
Agree	5	26.32%
Strongly Agree	14	73.68%
Agree + Strongly Agree	19	100.00%
Total Valid	19	100.00%
Missing	0	0.00%
Total	19	100.00%



11. Faculty show a high degree of interest in student learning.

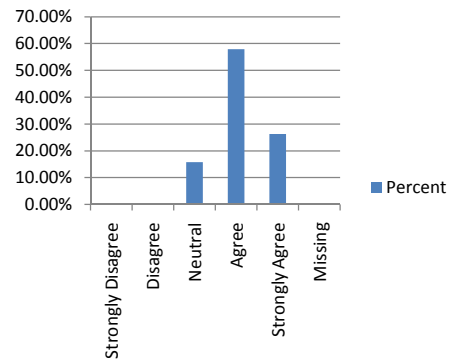
Reponses	Frequency	Percent
Strongly Disagree	0	0.00%
Disagree	1	5.26%
Neutral	0	0.00%
Agree	7	36.84%
Strongly Agree	11	57.89%
Agree + Strongly Agree	18	94.74%
Total Valid	19	100.00%
Missing	0	0.00%
Total	19	100.00%



**Graduation Survey
May 2009
AAS Nursing**

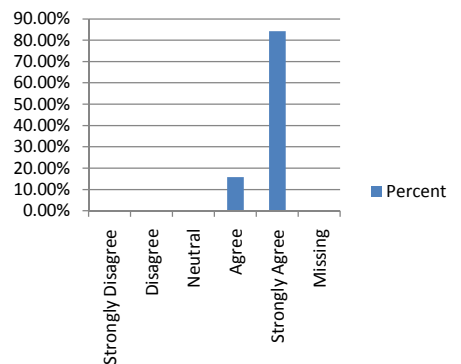
12. Faculty teaching general education courses were well prepared for the courses they taught.

Reponses	Frequency	Percent
Strongly Disagree	0	0.00%
Disagree	0	0.00%
Neutral	3	15.79%
Agree	11	57.89%
Strongly Agree	5	26.32%
Agree + Strongly Agree	16	84.21%
Total Valid	19	100.00%
Missing	0	0.00%
Total	19	100.00%



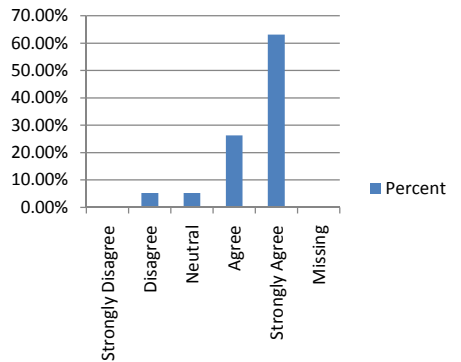
13. Faculty teaching courses in my major were well prepared for the courses they taught.

Reponses	Frequency	Percent
Strongly Disagree	0	0.00%
Disagree	0	0.00%
Neutral	0	0.00%
Agree	3	15.79%
Strongly Agree	16	84.21%
Agree + Strongly Agree	19	100.00%
Total Valid	19	100.00%
Missing	0	0.00%
Total	19	100.00%



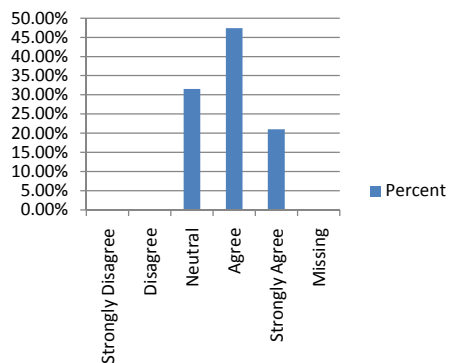
14. Faculty were available during their office hours.

Reponses	Frequency	Percent
Strongly Disagree	0	0.00%
Disagree	1	5.26%
Neutral	1	5.26%
Agree	5	26.32%
Strongly Agree	12	63.16%
Agree + Strongly Agree	17	89.47%
Total Valid	19	100.00%
Missing	0	0.00%
Total	19	100.00%



15. Faculty teaching general education courses demonstrated a concern for my progress.

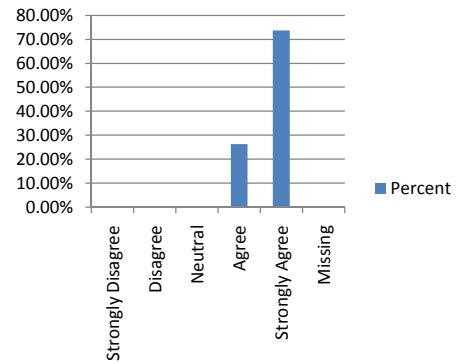
Reponses	Frequency	Percent
Strongly Disagree	0	0.00%
Disagree	0	0.00%
Neutral	6	31.58%
Agree	9	47.37%
Strongly Agree	4	21.05%
Agree + Strongly Agree	13	68.42%
Total Valid	19	100.00%
Missing	0	0.00%
Total	19	100.00%



**Graduation Survey
May 2009
AAS Nursing**

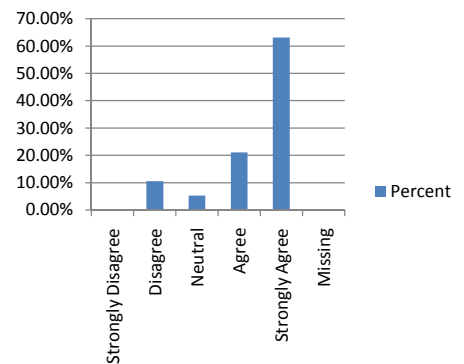
16. Faculty teaching courses in my major demonstrated a concern for my progress.

Reponses	Frequency	Percent
Strongly Disagree	0	0.00%
Disagree	0	0.00%
Neutral	0	0.00%
Agree	5	26.32%
Strongly Agree	14	73.68%
Agree + Strongly Agree	19	100.00%
Total Valid	19	100.00%
Missing	0	0.00%
Total	19	100.00%



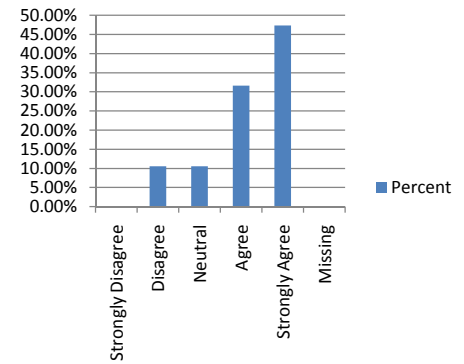
17. My faculty/academic advisor was available.

Reponses	Frequency	Percent
Strongly Disagree	0	0.00%
Disagree	2	10.53%
Neutral	1	5.26%
Agree	4	21.05%
Strongly Agree	12	63.16%
Agree + Strongly Agree	16	84.21%
Total Valid	19	100.00%
Missing	0	0.00%
Total	19	100.00%



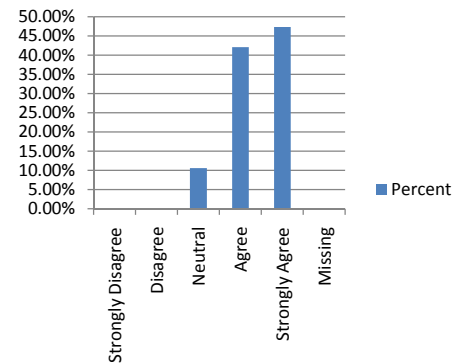
18. My faculty/academic advisor guided me toward my academic and career goals.

Reponses	Frequency	Percent
Strongly Disagree	0	0.00%
Disagree	2	10.53%
Neutral	2	10.53%
Agree	6	31.58%
Strongly Agree	9	47.37%
Agree + Strongly Agree	15	78.95%
Total Valid	19	100.00%
Missing	0	0.00%
Total	19	100.00%



19. Smaller course sizes (25 or fewer) increased my ability to learn.

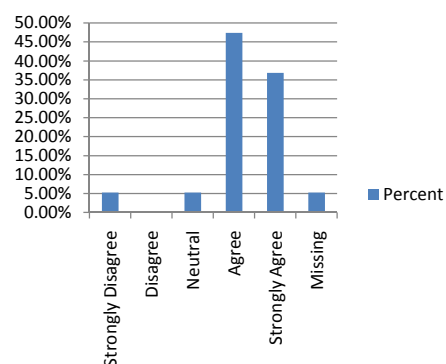
Reponses	Frequency	Percent
Strongly Disagree	0	0.00%
Disagree	0	0.00%
Neutral	2	10.53%
Agree	8	42.11%
Strongly Agree	9	47.37%
Agree + Strongly Agree	17	89.47%
Total Valid	19	100.00%
Missing	0	0.00%
Total	19	100.00%



**Graduation Survey
May 2009
AAS Nursing**

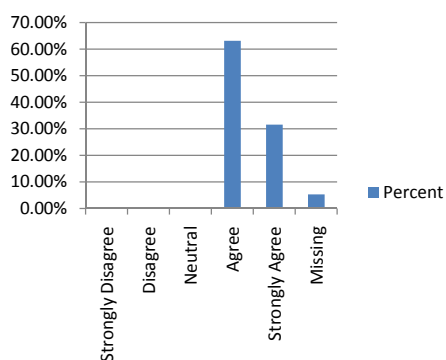
20. Courses were generally scheduled in a time frame that met my needs.

Reponses	Frequency	Percent
Strongly Disagree	1	5.26%
Disagree	0	0.00%
Neutral	1	5.26%
Agree	9	47.37%
Strongly Agree	7	36.84%
Agree + Strongly Agree	16	84.21%
Total Valid	18	94.74%
Missing	1	5.26%
Total	19	100.00%



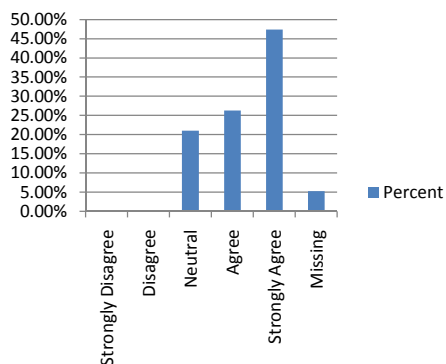
21. Grading and evaluation methods were fair and reflected my learning.

Reponses	Frequency	Percent
Strongly Disagree	0	0.00%
Disagree	0	0.00%
Neutral	0	0.00%
Agree	12	63.16%
Strongly Agree	6	31.58%
Agree + Strongly Agree	18	94.74%
Total Valid	18	94.74%
Missing	1	5.26%
Total	19	100.00%



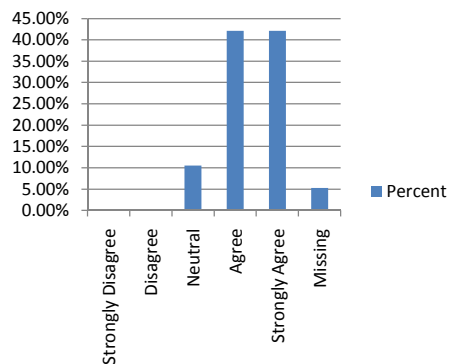
22. The course descriptions in the Bulletin adequately described the courses.

Reponses	Frequency	Percent
Strongly Disagree	0	0.00%
Disagree	0	0.00%
Neutral	4	21.05%
Agree	5	26.32%
Strongly Agree	9	47.37%
Agree + Strongly Agree	14	73.68%
Total Valid	18	94.74%
Missing	1	5.26%
Total	19	100.00%



23. Electronic course supplements were appropriate for the courses being taught.

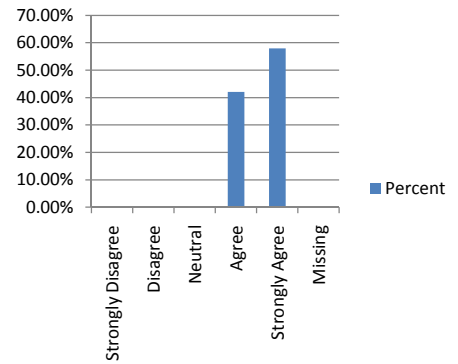
Reponses	Frequency	Percent
Strongly Disagree	0	0.00%
Disagree	0	0.00%
Neutral	2	10.53%
Agree	8	42.11%
Strongly Agree	8	42.11%
Agree + Strongly Agree	16	84.21%
Total Valid	18	94.74%
Missing	1	5.26%
Total	19	100.00%



**Graduation Survey
May 2009
AAS Nursing**

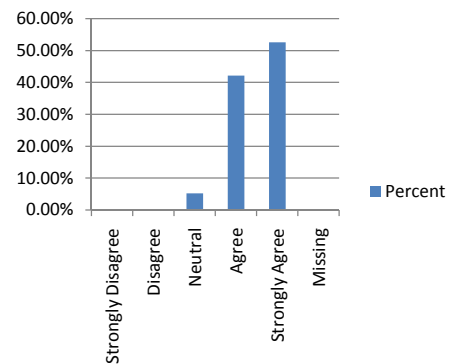
24. Considering what I now know, I would attend RSU again.

Reponses	Frequency	Percent
Strongly Disagree	0	0.00%
Disagree	0	0.00%
Neutral	0	0.00%
Agree	8	42.11%
Strongly Agree	11	57.89%
Agree + Strongly Agree	19	100.00%
Total Valid	19	100.00%
Missing	0	0.00%
Total	19	100.00%



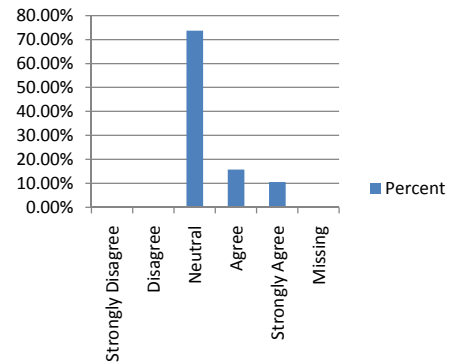
25. I would encourage my family and friends to attend RSU.

Reponses	Frequency	Percent
Strongly Disagree	0	0.00%
Disagree	0	0.00%
Neutral	1	5.26%
Agree	8	42.11%
Strongly Agree	10	52.63%
Agree + Strongly Agree	18	94.74%
Total Valid	19	100.00%
Missing	0	0.00%
Total	19	100.00%



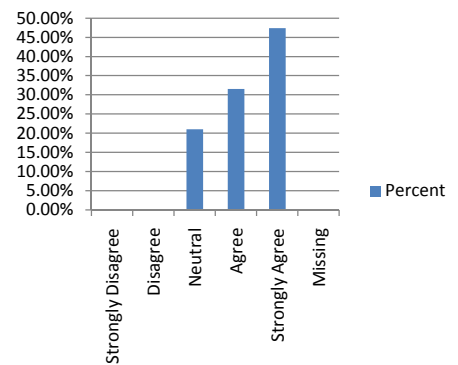
26. The Career Placement Service was helpful.

Reponses	Frequency	Percent
Strongly Disagree	0	0.00%
Disagree	0	0.00%
Neutral	14	73.68%
Agree	3	15.79%
Strongly Agree	2	10.53%
Agree + Strongly Agree	5	26.32%
Total Valid	19	100.00%
Missing	0	0.00%
Total	19	100.00%



27. Overall, my student life experiences at RSU were positive.

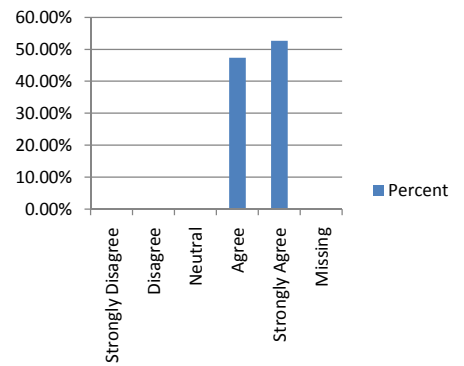
Reponses	Frequency	Percent
Strongly Disagree	0	0.00%
Disagree	0	0.00%
Neutral	4	21.05%
Agree	6	31.58%
Strongly Agree	9	47.37%
Agree + Strongly Agree	15	78.95%
Total Valid	19	100.00%
Missing	0	0.00%
Total	19	100.00%



**Graduation Survey
May 2009
AAS Nursing**

28. Overall, I am satisfied with the entire educational experience at RSU.

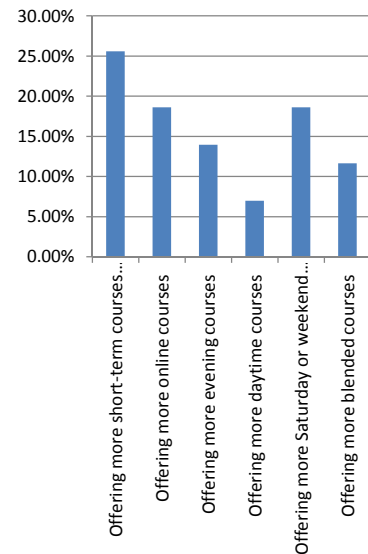
Reponses	Frequency	Percent
Strongly Disagree	0	0.00%
Disagree	0	0.00%
Neutral	0	0.00%
Agree	9	47.37%
Strongly Agree	10	52.63%
Agree + Strongly Agree	19	100.00%
Total Valid	19	100.00%
Missing	0	0.00%
Total	19	100.00%



**Graduation Survey
May 2009
AAS Nursing**

29. RSU could improve the educational programs to better meet my needs by: (check all that apply)

Reponses	Frequency	Percent
Offering more short-term courses (example: 4 or 8 weeks)	11	25.58%
Offering more online courses	8	18.60%
Offering more evening courses	6	13.95%
Offering more daytime courses	3	6.98%
Offering more Saturday or weekend courses	8	18.60%
Offering more blended courses	5	11.63%
Get teaching programs	0	0.00%
Make sure the instructor is actually "teaching" the assigned subject.	0	0.00%
Offering nursing program that goes straight through to bsn.	1	2.33%
Improvement of science labs (facilities and equipment)	0	0.00%
Offering more majors	0	0.00%
Knowing that there is now an Elementary Education BA degree program on your campus. It is not even in the list below.	0	0.00%
Having a variety of teachers teaching the courses instead of just two for the major	0	0.00%
More medical/molecular classes	0	0.00%
Some classes have not been offered at all! i.e. Values and Ethics has not been offered for the past 2 years!!	0	0.00%
More than just one time slot available for courses	0	0.00%
I don't think assignments should be given out over break or a week before finals...it takes away from taking a chance to relax and/or study for finals!	0	0.00%
More upper division med/molecular classes	0	0.00%
Offering more of the junior and senior level courses every semester.	0	0.00%
Offer CJA classes more often	0	0.00%
Having a class offered year round especially in the biology department	0	0.00%
Offer more psychology courses in general. RSU needs to hire more faculty.	0	0.00%
Offering more two day classes (MW or TR)	0	0.00%
Offering courses applicable to nursing students on Wed-Fri in order to comply with their required clinical days.	1	2.33%
Photography courses during the day.	0	0.00%
Accept more CLEP tests. Advertise CLEP and advanced standing tests more.	0	0.00%
What about Elementary education for ?	0	0.00%
Offering more courses during the summer term for Criminal Justice students	0	0.00%
RSU needs better career placement & the academic advisors were not helpful.	0	0.00%
Better counseling as what classes to take, before taking another one.	0	0.00%
Changes in Internship policy	0	0.00%
Total	43	100.00%



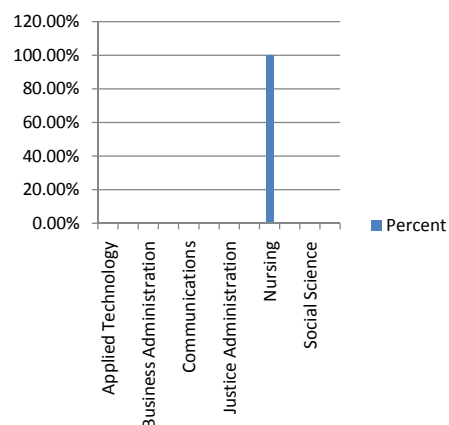
**Graduation Survey
May 2009
AAS Nursing**

30. My major of study is: (Bachelor degree)

Reponses

Applied Technology
Biology
Business Administration
Business Information Technology
Communications
Community Counseling
Justice Administration
Liberal Arts
Nursing
Organizational Leadership
Social Science
Visual Arts
Total

Frequency	Percent
0	0.00%
0	0.00%
0	0.00%
0	0.00%
0	0.00%
0	0.00%
0	0.00%
0	0.00%
3	100.00%
0	0.00%
0	0.00%
0	0.00%
3	100.00%

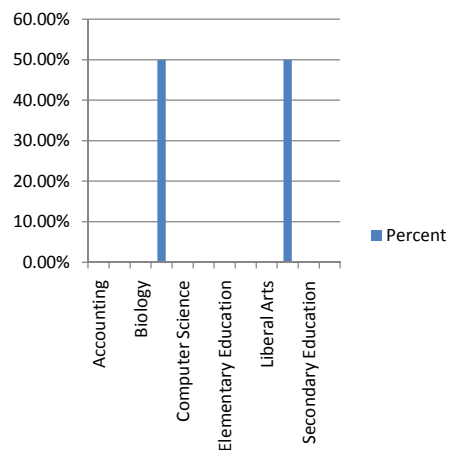


31. My major of study is: (Associate in Arts or Science)

Reponses

Accounting
Art
Biology
Business Administration
Computer Science
Criminal Justice Studies
Elementary Education
Legal Assisting
Liberal Arts
Physical Science
Secondary Education
Social Science
Total

Frequency	Percent
0	0.00%
0	0.00%
0	0.00%
1	50.00%
0	0.00%
0	0.00%
0	0.00%
0	0.00%
0	0.00%
1	50.00%
0	0.00%
0	0.00%
2	100.00%

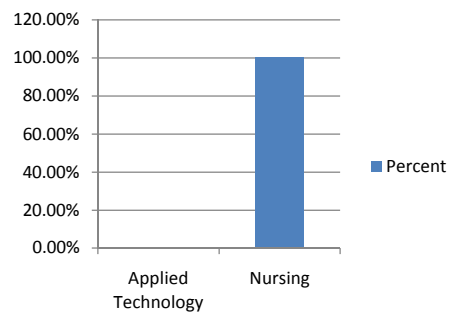


32. My major of study is: (Associate in Applied Science)

Reponses

Applied Technology
Nursing
Total

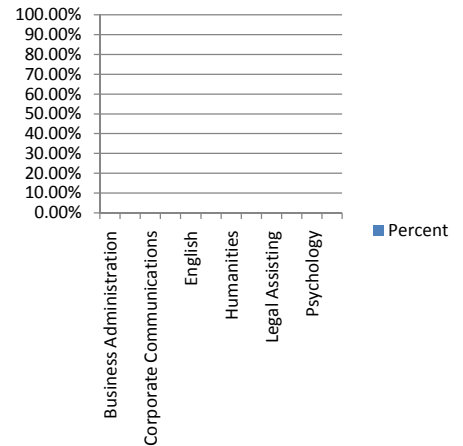
Frequency	Percent
0	0.00%
19	100.00%
19	100.00%



**Graduation Survey
May 2009
AAS Nursing**

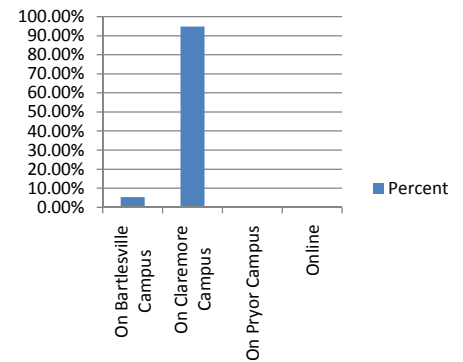
33. My minor is (applicable to bachelor's degree graduates only):

Reponses	Frequency	Percent
Business Administration	0	0.00%
Computer Science	0	0.00%
Corporate Communications	0	0.00%
Criminal Justice-COP	0	0.00%
English	0	0.00%
History	0	0.00%
Humanities	0	0.00%
Justice Administration	0	0.00%
Legal Assisting	0	0.00%
Political Science	0	0.00%
Psychology	0	0.00%
Sociology	0	0.00%
Total	0	0.00%



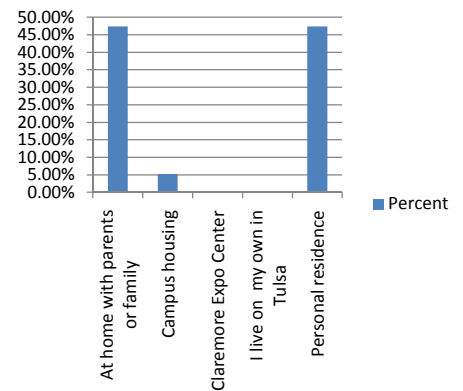
34. Most of my courses have been (Please mark one):

Reponses	Frequency	Percent
On Bartlesville Campus	1	5.26%
On Claremore Campus	18	94.74%
On Pryor Campus	0	0.00%
Online	0	0.00%
Total	19	100.00%



35. My residence during MOST of my education at RSU was:

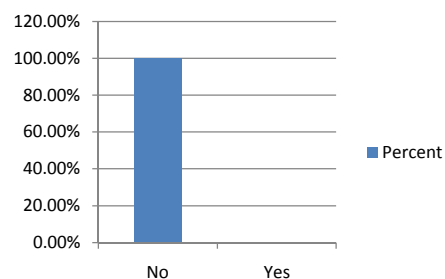
Reponses	Frequency	Percent
At home with parents or family	9	47.37%
Campus housing	1	5.26%
Claremore Expo Center	0	0.00%
I live on my own in Tulsa	0	0.00%
Personal residence	9	47.37%
Total	19	100.00%



**Graduation Survey
May 2009
AAS Nursing**

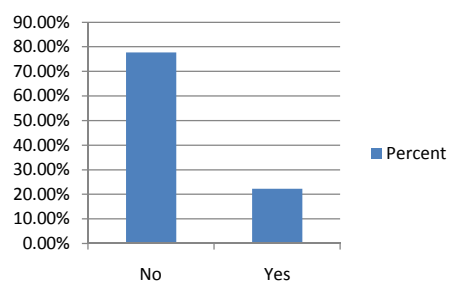
36. Are you the first person in your family to graduate with a Bachelor's degree?

Reponses	Frequency	Percent
No	14	100.00%
Yes	0	0.00%
Total	14	100.00%



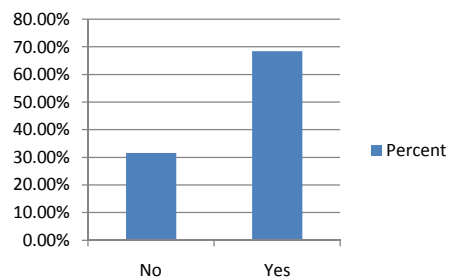
37. Are you the first person in your family to graduate with an Associate in Arts or Science degree?

Reponses	Frequency	Percent
No	14	77.78%
Yes	4	22.22%
Total	18	100.00%



38. Are you the first person in your family to graduate with an Associate in Applied Science degree?

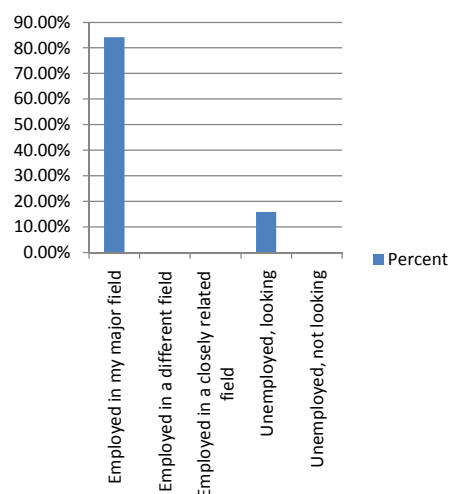
Reponses	Frequency	Percent
No	6	31.58%
Yes	13	68.42%
Total	19	100.00%



**Graduation Survey
May 2009
AAS Nursing**

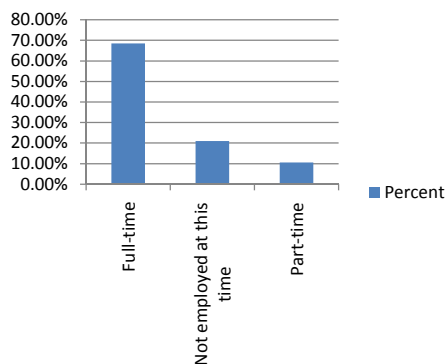
39. I am currently:

Reponses	Frequency	Percent
Employed in my major field	16	84.21%
Employed in a different field	0	0.00%
Employed in a closely related field	0	0.00%
Unemployed, looking	3	15.79%
Unemployed, not looking	0	0.00%
Rogers State University	0	0.00%
Cameron University	0	0.00%
University of Oklahoma	0	0.00%
NSU	0	0.00%
University of Oklahoma College of Pharmacy	0	0.00%
University of Tulsa	0	0.00%
Another Insitution	0	0.00%
At OSU and I am currently employed in my major field of study.	0	0.00%
Cameron University - Claremore Campus	0	0.00%
Florida Coastal Law School	0	0.00%
NOC	0	0.00%
Northeastern State University, Broken Arrow	0	0.00%
OSU-Tulsa	0	0.00%
Physical Therapy program	0	0.00%
TCC/OSU Tulsa	0	0.00%
Wichita State University	0	0.00%
Total	19	100.00%



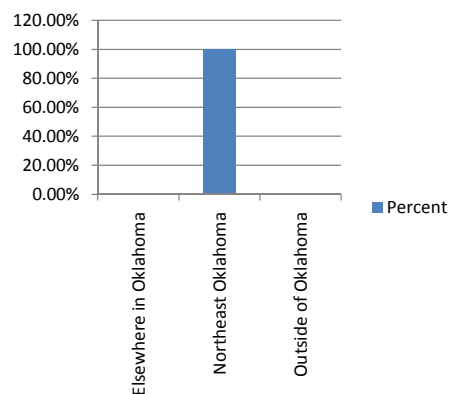
40. I am employed:

Reponses	Frequency	Percent
Full-time	13	68.42%
Not employed at this time	4	21.05%
Part-time	2	10.53%
Total	19	100.00%



41. I am employed in:

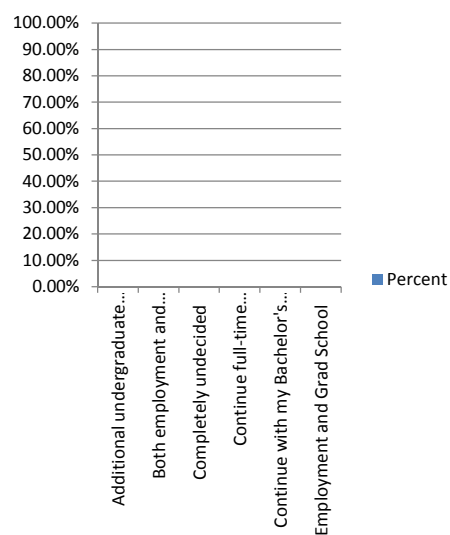
Reponses	Frequency	Percent
Elsewhere in Oklahoma	0	0.00%
Northeast Oklahoma	18	100.00%
Outside of Oklahoma	0	0.00%
Total	18	100.00%



**Graduation Survey
May 2009
AAS Nursing**

42. My PRINCIPAL activity upon graduation MOST LIKELY will be:

Reponses	Frequency	Percent
Additional undergraduate coursework	0	0.00%
Both employment and graduate school part time	0	0.00%
Completely undecided	0	0.00%
Continue full-time employment, military, continue gra	0	0.00%
Continue with my Bachelor's elsewhere. Somewhere r	0	0.00%
Employment and Grad School	0	0.00%
Employment full-time while continuing my education ;	1	5.26%
Employment, full-time and continuing to get my bache	1	5.26%
Employment, full-time paid	15	78.95%
Employment, part-time paid	0	0.00%
Graduate or professional school, full-time	0	0.00%
Graduate or professional school, part-time	1	5.26%
I plan on working and continuing on with school	1	5.26%
Maternity leave and then employment full time	0	0.00%
Military Service	0	0.00%
Physical therapy assistant program; hopefully graduat	0	0.00%
Seek a different degree (Business is not good right now	0	0.00%
Starting or raising a family	0	0.00%
Total	19	100.00%



**Graduation Survey
May 2009
AAS Nursing**

43. If you selected Graduate or Professional School in the previous question whether full or part-time, please list where and your major.

Responses	Frequency	Percent
Where = University of Oklahoma; Major = Law	0	0.00%
Where = Arkansas; Major = BIT	0	0.00%
Where = Bartlesville Small Animal Hospital ; Major = Biological Science Medical/Molecular	0	0.00%
Where = Jacksonville, Florida; Major = Law	0	0.00%
Where = Kansas State University ; Major = Communicatons	0	0.00%
Where = Law school; Major = Sociology	0	0.00%
Where = NOC; Major = Registered Nurse	0	0.00%
Where = NSU BA; Major = Accounting and Finance	0	0.00%
Where = NSU or RSU undecided on this ; Major = Community Counseling	0	0.00%
Where = NSU; Major = MBA	0	0.00%
Where = Oklahoma State University Health Sciences in Tulsa; Major = Forensic Science	0	0.00%
Where = Oklahoma University; Major = Nursing	1	50.00%
Where = OSU Medical School; Major = D.O. (Medicine)	0	0.00%
Where = OSU Tulsa; Major = Accounting	0	0.00%
Where = OSU Tulsa; Major = Business Admin	0	0.00%
Where = OSU Tulsa; Major = Community Counseling	0	0.00%
Where = OSU Tulsa; Major = MBA	0	0.00%
Where = OU Tulsa; Major = Human Relations	0	0.00%
Where = OU Tulsa; Major = Occupational Therapy	0	0.00%
Where = OU; Major = Pharmacy	0	0.00%
Where = Rogers State University; Major = Liberal Arts	0	0.00%
Where = RSU; Major = Bachelor's in Nursing	1	50.00%
Where = still looking; Major = MBA	0	0.00%
Where = TCC for PTA; OU Schusterman for Physical Therapy	0	0.00%
Where = Tulsa University; Major = Geology	0	0.00%
Where = University of Oklahoma College of Pharmacy; Major = PharmD	0	0.00%
Where = University of Oklahoma, Tulsa Campus; Major = Masters in Occupational Therapy	0	0.00%
Where = University of Oklahoma; Major = Pharmacy (Pharm. D.)	0	0.00%
Where = University of Oklahoma; Major = Physicians Assistant Program	0	0.00%
Where = University of Tulsa; Major = Biology	0	0.00%
Where = University of Tulsa; Major = English	0	0.00%
Where = unsure; Major = theater	0	0.00%
Where = Wichita State University; Major = Psychology	0	0.00%
Total	2	100.00%