

GRADUATING STUDENT SURVEY

MBA

2021-2022

ROGERS STATE UNIVERSITY
Claremore, Oklahoma

Office of Accountability and Academics
Summer 2022



ROGERS STATE
UNIVERSITY

2021-2022 Graduating MBA Survey

1. Were you the first in your family to graduate with a bachelor's degree?

		Response Percent	Response Total
Yes		40%	4
No		60%	6
Total Responses			10

2. Are you the first in your family to graduate with a master's degree or higher?

		Response Percent	Response Total
Yes		70%	7
No		30%	3
Total Responses			10

3. How satisfied are you with the following?

		Response Percent	Response Total
Your overall RSU experience			
Very Satisfied		75%	6
Somewhat Satisfied		25%	2
Somewhat Dissatisfied		0%	0
Very Dissatisfied		0%	0
Total Responses			8
Your overall Department experience			
Very Satisfied		75%	6
Somewhat Satisfied		25%	2
Somewhat Dissatisfied		0%	0
Very Dissatisfied		0%	0
Total Responses			8

4. Please rate your satisfaction with your major department concerning the following:

		Response Percent	Response Total
Accessibility to faculty in your major			
Very Satisfied		75%	6
Somewhat Satisfied		25%	2
Somewhat Dissatisfied		0%	0
Very Dissatisfied		0%	0
Total Responses			8
Quality of instruction in your major			

4. Please rate your satisfaction with your major department concerning the following:

Response
Percent

Response
Total

Very Satisfied	<div></div>	50%	4
Somewhat Satisfied	<div></div>	38%	3
Somewhat Dissatisfied	<div></div>	12%	1
Very Dissatisfied	<div></div>	0%	0
Total Responses			8

Maintenance of high academic standards

Very Satisfied	<div></div>	62%	5
Somewhat Satisfied	<div></div>	25%	2
Somewhat Dissatisfied	<div></div>	12%	1
Very Dissatisfied	<div></div>	0%	0
Total Responses			8

Academic advising in your major

Very Satisfied	<div></div>	88%	7
Somewhat Satisfied	<div></div>	12%	1
Somewhat Dissatisfied	<div></div>	0%	0
Very Dissatisfied	<div></div>	0%	0
Total Responses			8

Availability of faculty for academic help

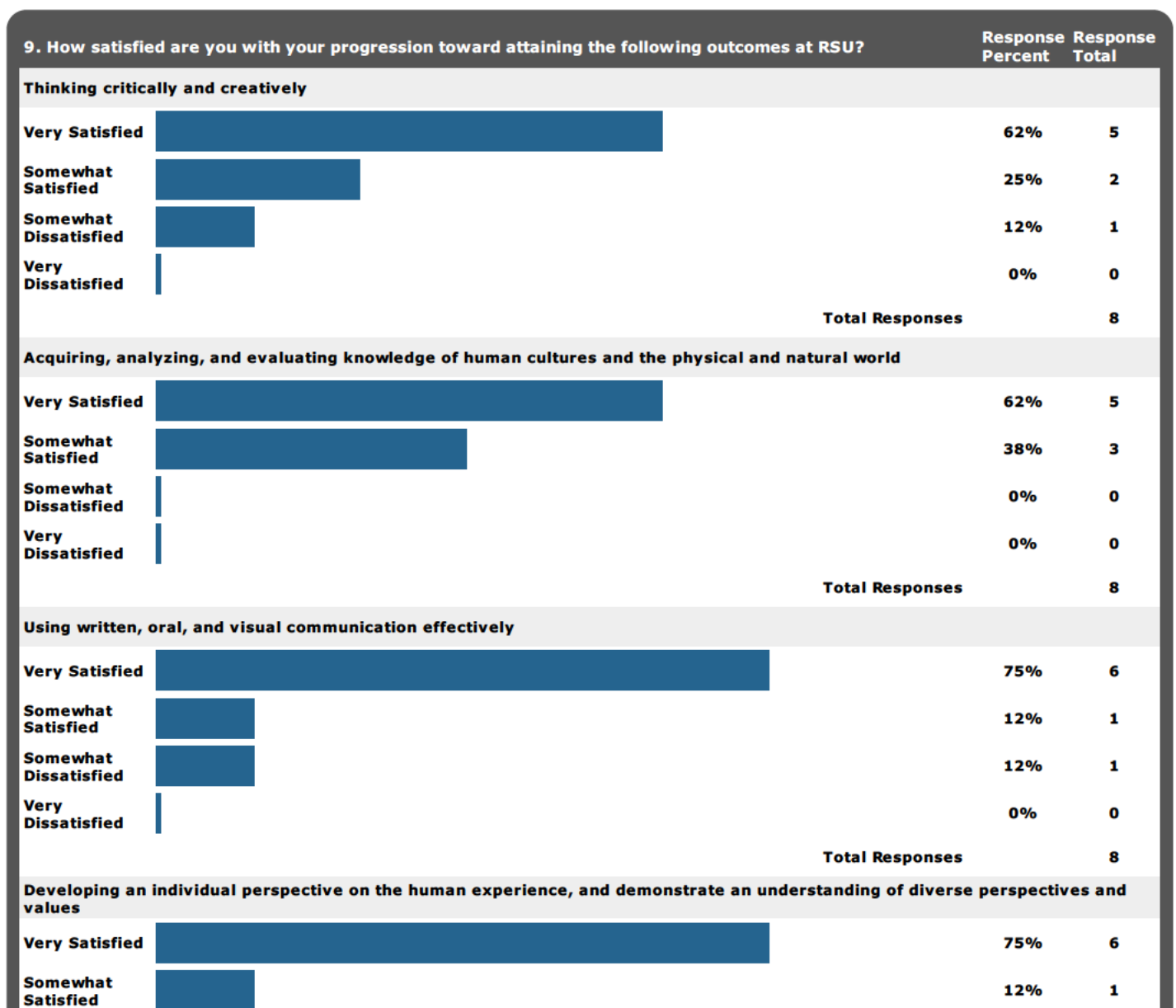
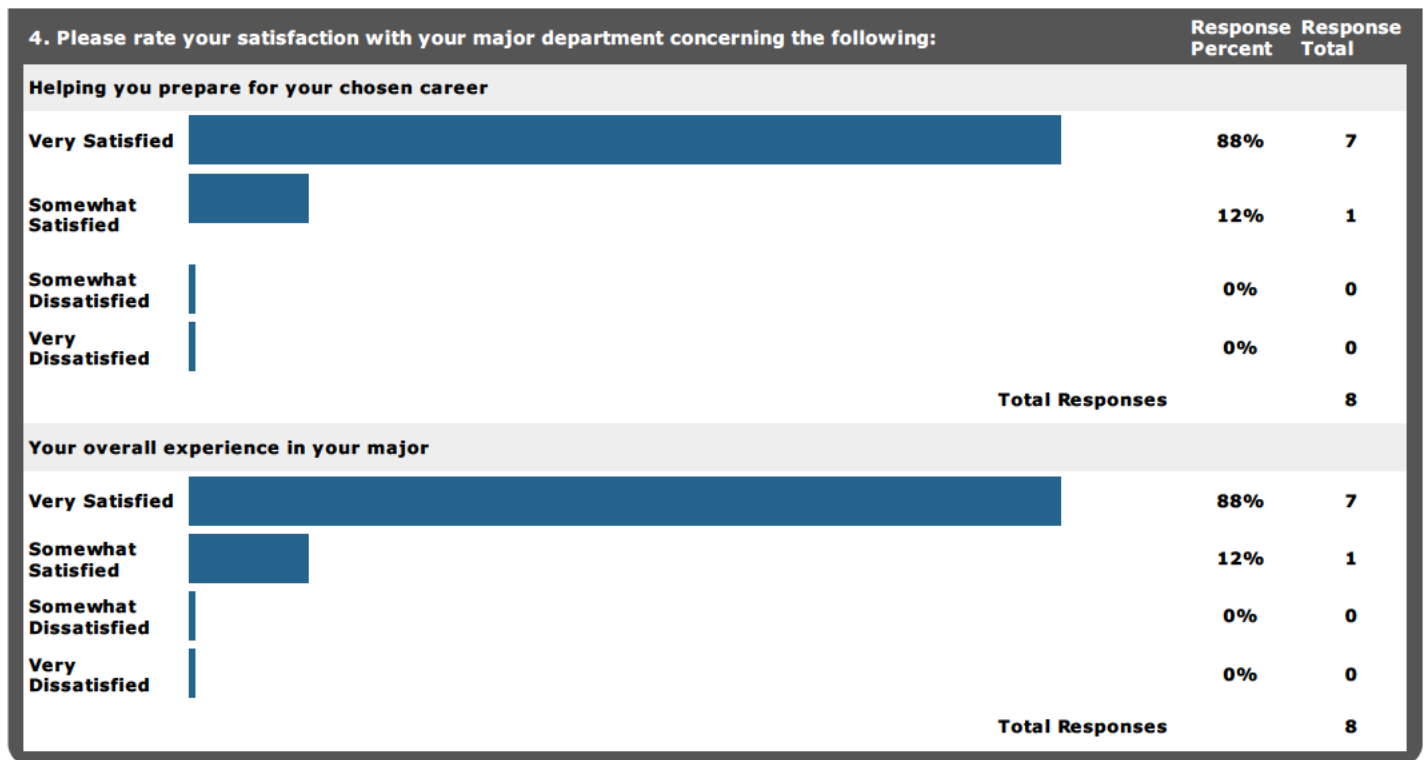
Very Satisfied	<div></div>	75%	6
Somewhat Satisfied	<div></div>	25%	2
Somewhat Dissatisfied	<div></div>	0%	0
Very Dissatisfied	<div></div>	0%	0
Total Responses			8

Preparation for classes in your major



Very Satisfied	<div></div>	75%	6
Somewhat Satisfied	<div></div>	25%	2
Somewhat Dissatisfied	<div></div>	0%	0
Very Dissatisfied	<div></div>	0%	0
Total Responses			8

















Intellectual challenge in your major

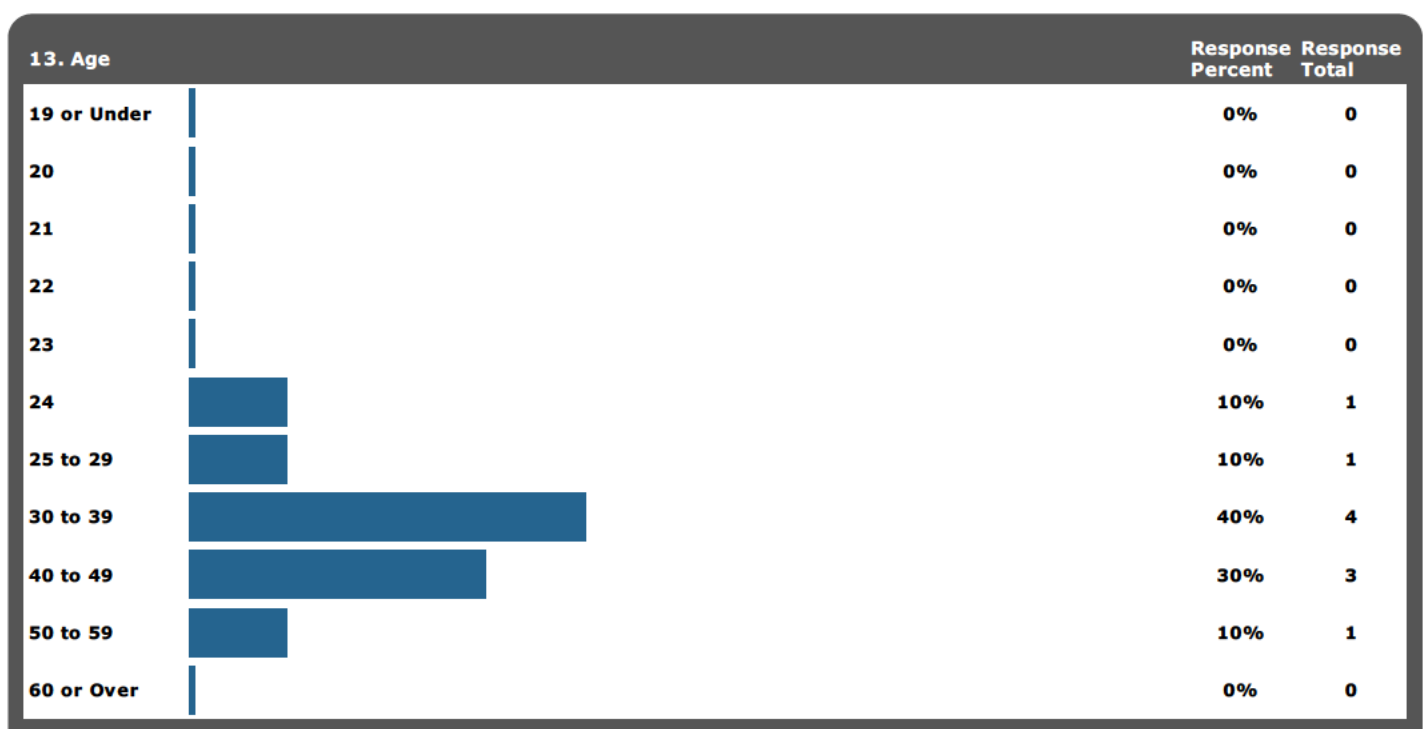
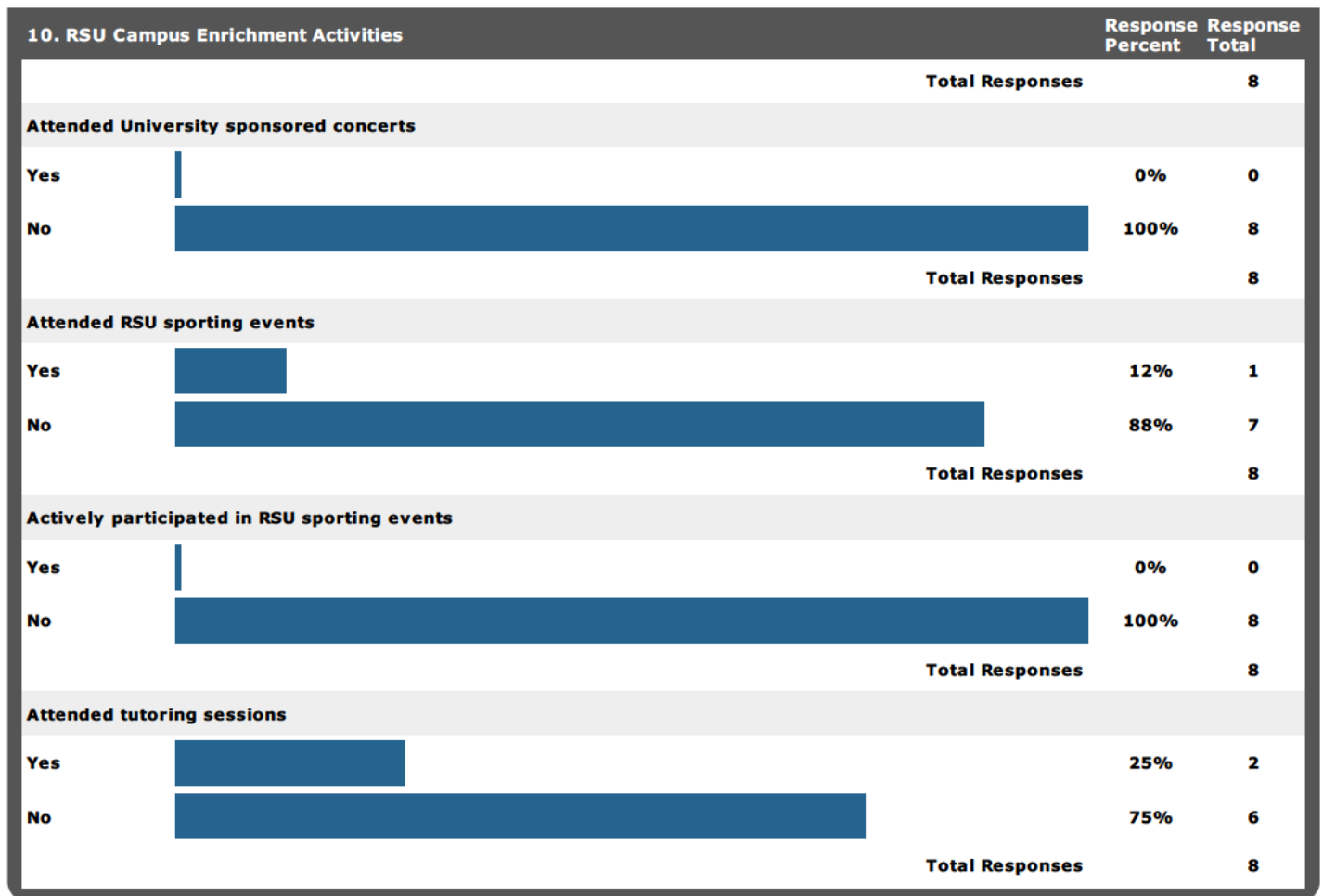
Very Satisfied	<div></div>	62%	5
Somewhat Satisfied	<div></div>	38%	3
Somewhat Dissatisfied	<div></div>	0%	0
Very Dissatisfied	<div></div>	0%	0
Total Responses			8



9. How satisfied are you with your progression toward attaining the following outcomes at RSU?		Response Percent	Response Total
Somewhat Dissatisfied	<div></div>	12%	1
Very Dissatisfied	<div></div>	0%	0
Total Responses			8
Demonstrating civic knowledge and engagement, ethical reasoning, and skills for lifelong learning			
Very Satisfied	<div></div>	88%	7
Somewhat Satisfied	<div></div>	12%	1
Somewhat Dissatisfied	<div></div>	0%	0
Very Dissatisfied	<div></div>	0%	0
Total Responses			8
Mastering the specific outcomes of your degree program			
Very Satisfied	<div></div>	75%	6
Somewhat Satisfied	<div></div>	12%	1
Somewhat Dissatisfied	<div></div>	12%	1
Very Dissatisfied	<div></div>	0%	0
Total Responses			8
Achieving intellectual growth			
Very Satisfied	<div></div>	88%	7
Somewhat Satisfied	<div></div>	12%	1
Somewhat Dissatisfied	<div></div>	0%	0
Very Dissatisfied	<div></div>	0%	0
Total Responses			8
Preparing for further study			
Very Satisfied	<div></div>	88%	7
Somewhat Satisfied	<div></div>	12%	1
Somewhat Dissatisfied	<div></div>	0%	0
Very Dissatisfied	<div></div>	0%	0
Total Responses			8
Achieving personal growth (developing self-understanding, self-discipline and mature attitudes, values, and goals)			
Very Satisfied	<div></div>	88%	7
Somewhat Satisfied	<div></div>	12%	1
Somewhat Dissatisfied	<div></div>	0%	0
Very Dissatisfied	<div></div>	0%	0
Total Responses			8
Achieving social growth (understanding others and their views, adapting successfully to a variety of social situations)			
Very Satisfied	<div></div>	75%	6
Somewhat Satisfied	<div></div>	12%	1

9. How satisfied are you with your progression toward attaining the following outcomes at RSU?		Response Percent	Response Total
Somewhat Dissatisfied		12%	1
Very Dissatisfied		0%	0
Total Responses			8

10. RSU Campus Enrichment Activities		Response Percent	Response Total
Attended RSU Theatre productions			
Yes		0%	0
No		100%	8
Total Responses			8
Actively participated in RSU Theatre productions			
Yes		0%	0
No		100%	8
Total Responses			8
Attended RSU Music concerts			
Yes		0%	0
No		100%	8
Total Responses			8
Actively participated in RSU Music concerts			
Yes		0%	0
No		100%	8
Total Responses			8
Attended RSU Art Shows			
Yes		12%	1
No		88%	7
Total Responses			8
Actively participated in RSU Art Shows			
Yes		0%	0
No		100%	8
Total Responses			8
Actively participated in department based clubs			
Yes		12%	1
No		88%	7
Total Responses			8
Actively participated in University sponsored clubs or organizations			
Yes		12%	1
No		88%	7



13. Age	Response Percent	Response Total
Total Responses		10

14. Hispanic Ethnicity	Response Percent	Response Total
No, am not of Hispanic ethnicity	100%	10
Yes, I am of Hispanic ethnicity	0%	0
Total Responses		10

15. Race	Response Percent	Response Total
American Indian	20%	2
Asian	0%	0
Black	10%	1
White	70%	7
Multiracial	0%	0
Other	0%	0
Total Responses		10

18. On average, how many hours a week do you work for pay?	Response Percent	Response Total
0 hours	0%	0
1-10 hours	0%	0
11-20 hours	0%	0
21-30 hours	0%	0
31-40 hours	12%	1
More than 40 hours	88%	7
Total Responses		8

19. How many years of work experience do you currently have in the workplace?	Average Number	Response Total
Text Box 1 View Responses	15	8
Total Responses		8

20. Please check all the options below that are true for you in the last year or in the coming year.	Response Percent	Response Total
I have received a pay raise.	56%	5
I have received a promotion.	33%	3
I am changing jobs/experiencing a career change.	11%	1

20. Please check all the options below that are true for you in the last year or in the coming year.

Response Percent	Response Total
---------------------	-------------------

Other Selection: [View Responses](#)

0%	0
----	---

Total Responses	9
-----------------	---