

GRADUATING MBA SURVEY REPORT 2019-2020



ROGERS STATE UNIVERSITY
Claremore, Oklahoma

Office of Accountability and Academics





2019-2020 Graduating MBA Survey






4. Were you the first in your family to graduate with a bachelor's degree?

| | | Response Percent | Response Total |
|-----------------|-----------------------------------------------------------------------------------|---------------------|-------------------|
| Yes |  | 33% | 1 |
| No |  | 67% | 2 |
| Total Responses | | | 3 |



5. Are you the first in your family to graduate with a master's degree or higher?

| | | Response Percent | Response Total |
|-----------------|-----------------------------------------------------------------------------------|---------------------|-------------------|
| Yes |  | 67% | 2 |
| No |  | 33% | 1 |
| Total Responses | | | 3 |

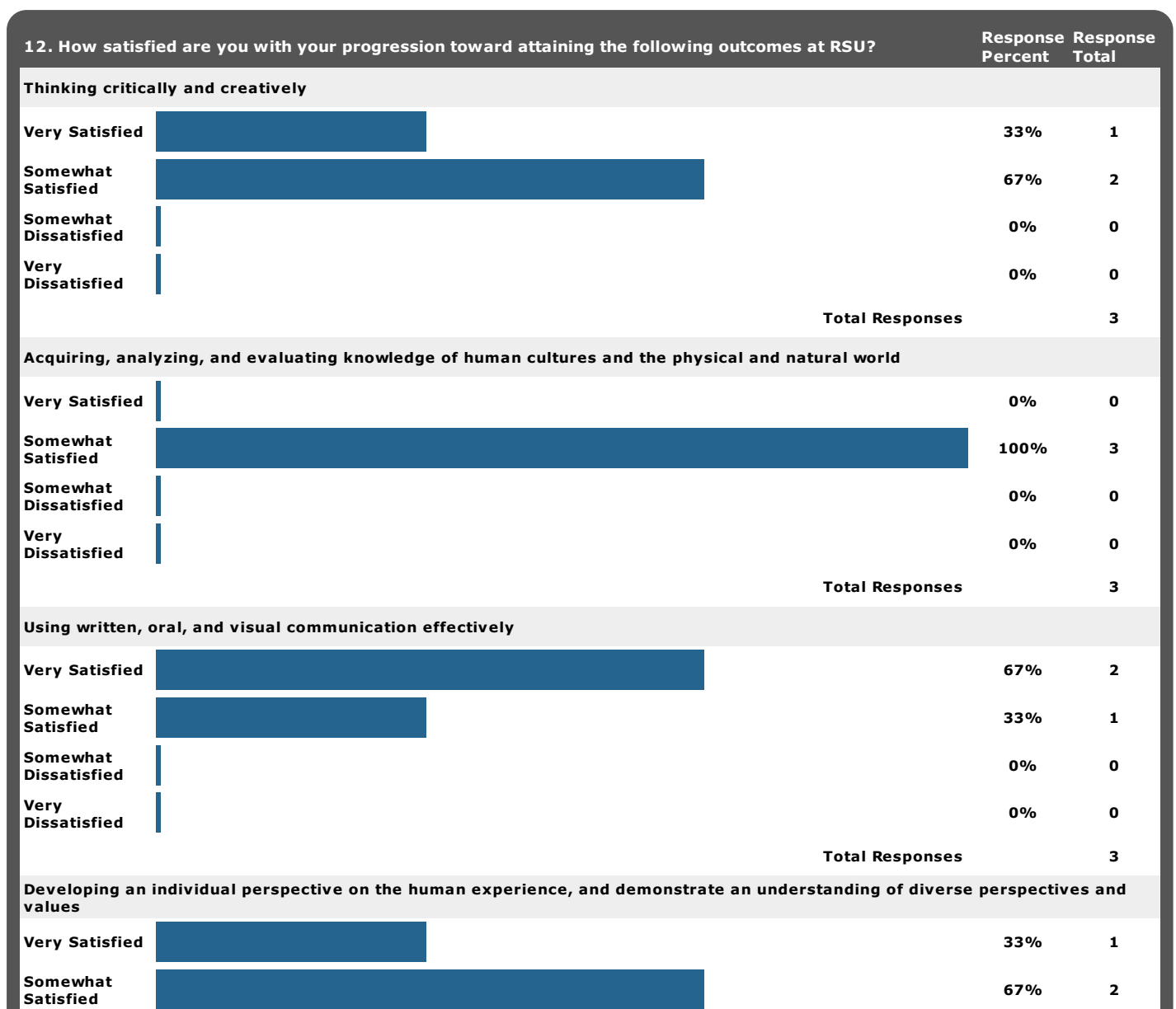
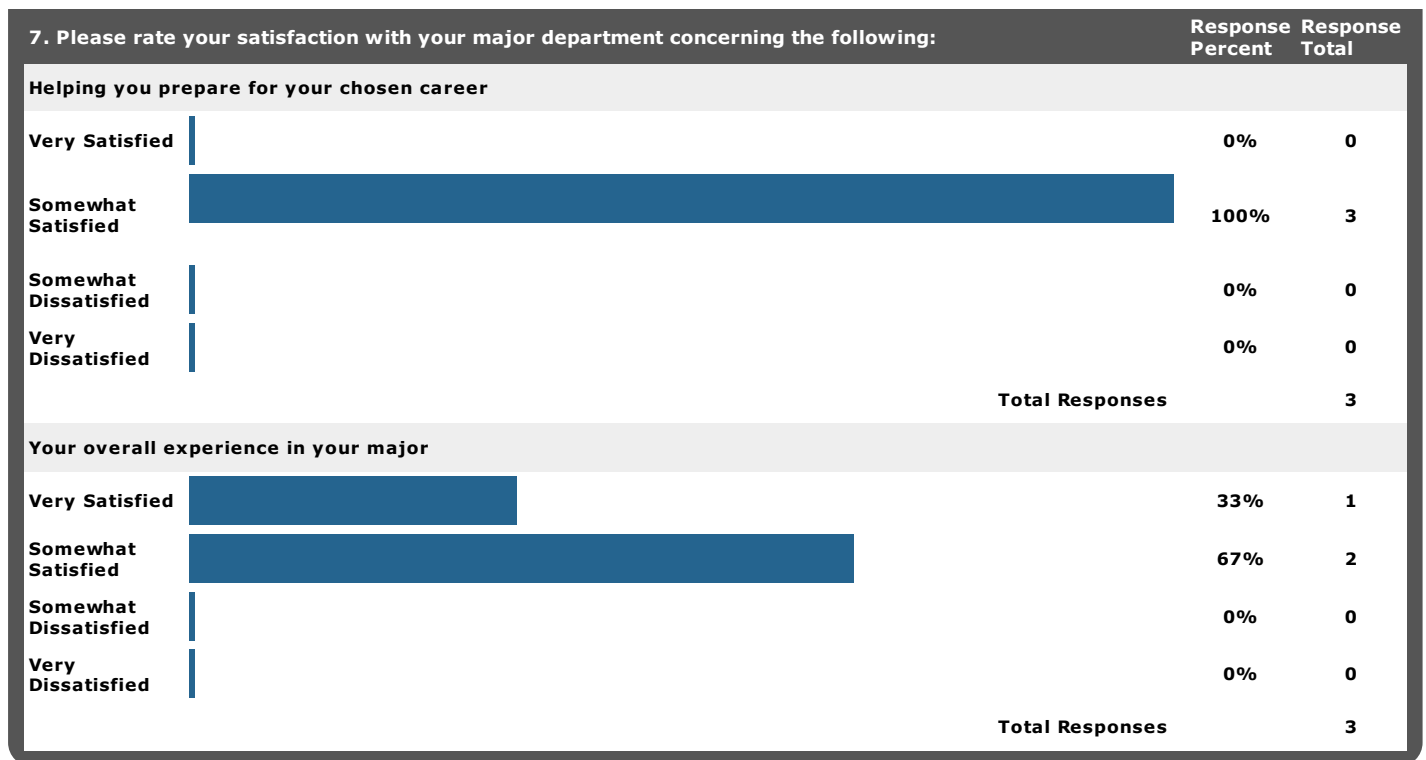
6. How satisfied are you with the following?

| | | Response Percent | Response Total |
|------------------------------------|-------------------------------------------------------------------------------------|---------------------|-------------------|
| Your overall RSU experience | | | |
| Very Satisfied |  | 67% | 2 |
| Somewhat Satisfied |  | 33% | 1 |
| Somewhat Dissatisfied | | 0% | 0 |
| Very Dissatisfied | | 0% | 0 |
| Total Responses | | | 3 |
| Your overall Department experience | | | |
| Very Satisfied |  | 33% | 1 |
| Somewhat Satisfied |  | 33% | 1 |
| Somewhat Dissatisfied |  | 33% | 1 |
| Very Dissatisfied | | 0% | 0 |
| Total Responses | | | 3 |

7. Please rate your satisfaction with your major department concerning the following:

| | | Response Percent | Response Total |
|----------------------------------------|-------------------------------------------------------------------------------------|---------------------|-------------------|
| Accessibility to faculty in your major | | | |
| Very Satisfied |  | 33% | 1 |
| Somewhat Satisfied |  | 67% | 2 |
| Somewhat Dissatisfied | | 0% | 0 |
| Very Dissatisfied | | 0% | 0 |
| Total Responses | | | 3 |
| Quality of instruction in your major | | | |


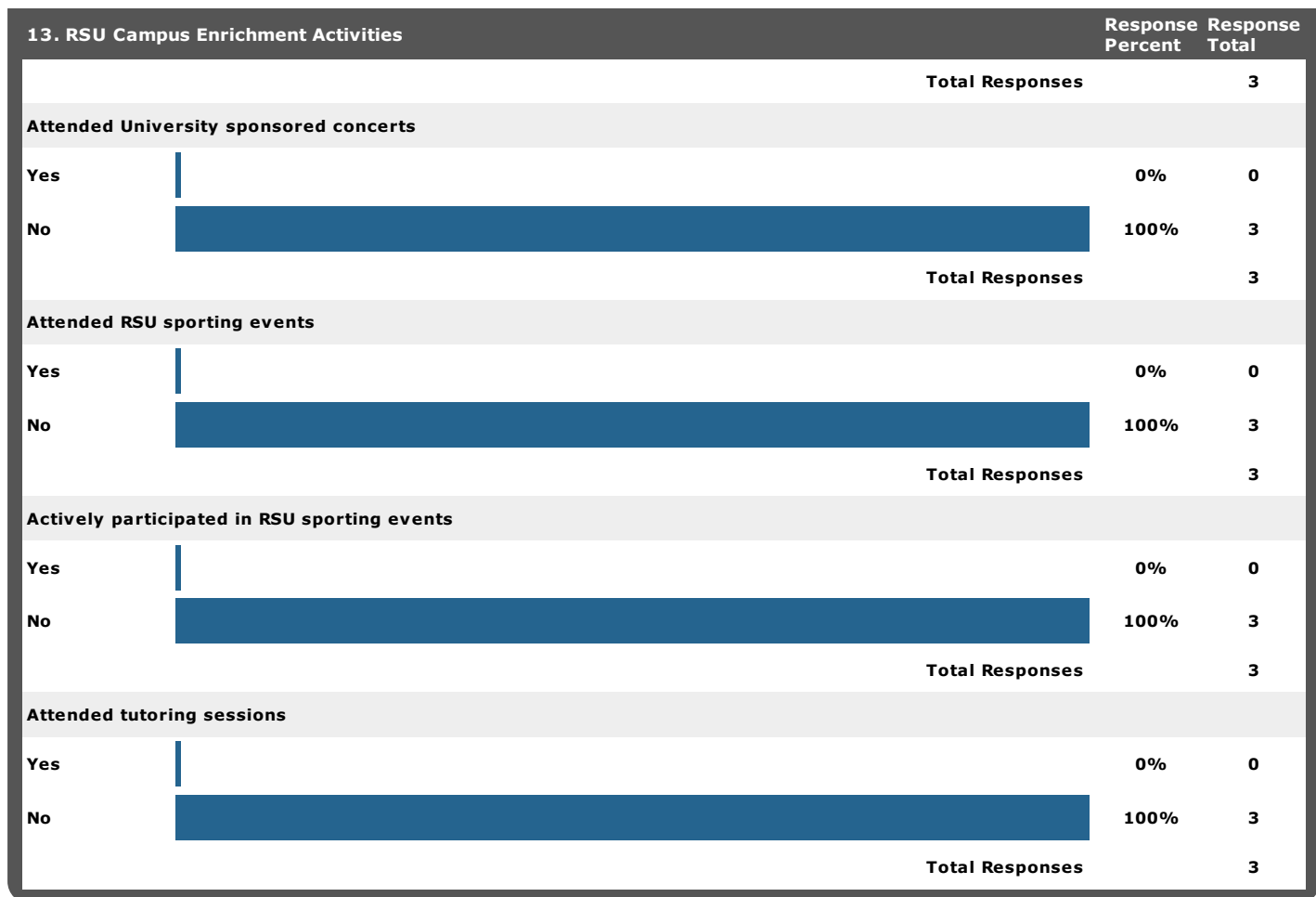
| 7. Please rate your satisfaction with your major department concerning the following: | | Response Percent | Response Total |
|---------------------------------------------------------------------------------------|-------------|---------------------|-------------------|
| Very Satisfied | <div></div> | 33% | 1 |
| Somewhat Satisfied | <div></div> | 67% | 2 |
| Somewhat Dissatisfied | <div></div> | 0% | 0 |
| Very Dissatisfied | <div></div> | 0% | 0 |
| Total Responses | | | 3 |
| Maintenance of high academic standards | | | |
| Very Satisfied | <div></div> | 33% | 1 |
| Somewhat Satisfied | <div></div> | 67% | 2 |
| Somewhat Dissatisfied | <div></div> | 0% | 0 |
| Very Dissatisfied | <div></div> | 0% | 0 |
| Total Responses | | | 3 |
| Academic advising in your major | | | |
| Very Satisfied | <div></div> | 100% | 3 |
| Somewhat Satisfied | <div></div> | 0% | 0 |
| Somewhat Dissatisfied | <div></div> | 0% | 0 |
| Very Dissatisfied | <div></div> | 0% | 0 |
| Total Responses | | | 3 |
| Availability of faculty for academic help | | | |
| Very Satisfied | <div></div> | 33% | 1 |
| Somewhat Satisfied | <div></div> | 33% | 1 |
| Somewhat Dissatisfied | <div></div> | 33% | 1 |
| Very Dissatisfied | <div></div> | 0% | 0 |
| Total Responses | | | 3 |
| Preparation for classes in your major | | | |
| Very Satisfied | <div></div> | 33% | 1 |
| Somewhat Satisfied | <div></div> | 67% | 2 |
| Somewhat Dissatisfied | <div></div> | 0% | 0 |
| Very Dissatisfied | <div></div> | 0% | 0 |
| Total Responses | | | 3 |
| Intellectual challenge in your major | | | |
| Very Satisfied | <div></div> | 33% | 1 |
| Somewhat Satisfied | <div></div> | 67% | 2 |
| Somewhat Dissatisfied | <div></div> | 0% | 0 |
| Very Dissatisfied | <div></div> | 0% | 0 |
| Total Responses | | | 3 |



| 12. How satisfied are you with your progression toward attaining the following outcomes at RSU? | | Response Percent | Response Total |
|-------------------------------------------------------------------------------------------------------------------------|-------------|---------------------|-------------------|
| Somewhat Dissatisfied | <div></div> | 0% | 0 |
| Very Dissatisfied | <div></div> | 0% | 0 |
| Total Responses | | | 3 |
| Demonstrating civic knowledge and engagement, ethical reasoning, and skills for lifelong learning | | | |
| Very Satisfied | <div></div> | 67% | 2 |
| Somewhat Satisfied | <div></div> | 33% | 1 |
| Somewhat Dissatisfied | <div></div> | 0% | 0 |
| Very Dissatisfied | <div></div> | 0% | 0 |
| Total Responses | | | 3 |
| Mastering the specific outcomes of your degree program | | | |
| Very Satisfied | <div></div> | 33% | 1 |
| Somewhat Satisfied | <div></div> | 33% | 1 |
| Somewhat Dissatisfied | <div></div> | 33% | 1 |
| Very Dissatisfied | <div></div> | 0% | 0 |
| Total Responses | | | 3 |
| Achieving intellectual growth | | | |
| Very Satisfied | <div></div> | 67% | 2 |
| Somewhat Satisfied | <div></div> | 33% | 1 |
| Somewhat Dissatisfied | <div></div> | 0% | 0 |
| Very Dissatisfied | <div></div> | 0% | 0 |
| Total Responses | | | 3 |
| Preparing for further study | | | |
| Very Satisfied | <div></div> | 67% | 2 |
| Somewhat Satisfied | <div></div> | 33% | 1 |
| Somewhat Dissatisfied | <div></div> | 0% | 0 |
| Very Dissatisfied | <div></div> | 0% | 0 |
| Total Responses | | | 3 |
| Achieving personal growth (developing self-understanding, self-discipline and mature attitudes, values, and goals) | | | |
| Very Satisfied | <div></div> | 67% | 2 |
| Somewhat Satisfied | <div></div> | 33% | 1 |
| Somewhat Dissatisfied | <div></div> | 0% | 0 |
| Very Dissatisfied | <div></div> | 0% | 0 |
| Total Responses | | | 3 |
| Achieving social growth (understanding others and their views, adapting successfully to a variety of social situations) | | | |
| Very Satisfied | <div></div> | 67% | 2 |
| Somewhat Satisfied | <div></div> | 33% | 1 |

| 12. How satisfied are you with your progression toward attaining the following outcomes at RSU? | | Response Percent | Response Total |
|-------------------------------------------------------------------------------------------------|-------------|---------------------|-------------------|
| Somewhat Dissatisfied | <div></div> | 0% | 0 |
| Very Dissatisfied | <div></div> | 0% | 0 |
| Total Responses | | | 3 |

| 13. RSU Campus Enrichment Activities | | Response Percent | Response Total |
|----------------------------------------------------------------------|-------------|---------------------|-------------------|
| Attended RSU Theatre productions | | | |
| Yes | <div></div> | 0% | 0 |
| No | <div></div> | 100% | 3 |
| Total Responses | | | 3 |
| Actively participated in RSU Theatre productions | | | |
| Yes | <div></div> | 0% | 0 |
| No | <div></div> | 100% | 3 |
| Total Responses | | | 3 |
| Attended RSU Music concerts | | | |
| Yes | <div></div> | 0% | 0 |
| No | <div></div> | 100% | 3 |
| Total Responses | | | 3 |
| Actively participated in RSU Music concerts | | | |
| Yes | <div></div> | 0% | 0 |
| No | <div></div> | 100% | 3 |
| Total Responses | | | 3 |
| Attended RSU Art Shows | | | |
| Yes | <div></div> | 0% | 0 |
| No | <div></div> | 100% | 3 |
| Total Responses | | | 3 |
| Actively participated in RSU Art Shows | | | |
| Yes | <div></div> | 0% | 0 |
| No | <div></div> | 100% | 3 |
| Total Responses | | | 3 |
| Actively participated in department based clubs | | | |
| Yes | <div></div> | 0% | 0 |
| No | <div></div> | 100% | 3 |
| Total Responses | | | 3 |
| Actively participated in University sponsored clubs or organizations | | | |
| Yes | <div></div> | 0% | 0 |
| No | <div></div> | 100% | 3 |



| 16. Age | Response Percent | Response Total |
|-----------------|---------------------|-------------------|
| Total Responses | | 3 |

| 17. Hispanic Ethnicity | Response Percent | Response Total |
|----------------------------------|---------------------|-------------------|
| No, am not of Hispanic ethnicity | 100% | 3 |
| Yes, I am of Hispanic ethnicity | 0% | 0 |
| Total Responses | | 3 |

| 18. Race | Response Percent | Response Total |
|-----------------|---------------------|-------------------|
| American Indian | 33% | 1 |
| Asian | 0% | 0 |
| Black | 0% | 0 |
| White | 67% | 2 |
| Multiracial | 0% | 0 |
| Other | 0% | 0 |
| Total Responses | | 3 |

| |
|---------------------------------|
| 3. What is your cumulative GPA? |
| 1. 3.8 |
| 2. 3.56 |
| 3. 3.90 |

| |
|---------------------------------------------------------------------------------------------------------------------------------------------------------|
| 8. What are your post graduation employment plans? |
| 1. Continue my career in Higher Ed. |
| 2. I plan to retain my position as an Administrative Assistant at RSU, and I am going to apply to be an adjunct instructor for the Business department. |
| 3. pursuing doctoral program |

| |
|----------------------------------------------------------------------------------------------------------------------------------------------------------------------------------------------------------------------------------------------------------------------------------------------------------------------------------------------------------------------------------------------------------------------------------------------------------------------------------------------------------------------------------------------------------------------------------|
| 9. What originally attracted you to your degree program? |
| 1. accessibility and convenience |
| 2. Accessibility: I wanted a program where I could spend more time learning, not commuting to the campus. Even in its blended format, RSU was in close proximity to me. Cost: I am paying for my MBA out of pocket. RSU's program allowed me to choose a more affordable option without sacrificing quality education. Faculty: As a college freshman, I was astounded that the faculty here were so helpful, personable, and kind. When I finished my bachelor's degree, I knew I wanted to pursue my MBA. The faculty here played a big part in me choosing RSU a second time. |
| 3. its on-ground course offerings and certain faculty members (specifically Dr. Moore and Dr. Johnk) |

| |
|------------------------------------------------------------------|
| 10. Does your original attraction to the degree still hold true? |
|------------------------------------------------------------------|

| | |
|----|-----------------------------------------------------------------------------|
| 1. | yes |
| 2. | Yes! I think it has become more attractive since I started in January 2019. |
| 3. | nope |

| | |
|---------------------------------------------------|------------------------------------------------------------------------------------------------------------------------------------------------------------------------------------------------------------------------------------------------------------------------------------------------|
| 11. If it has changed, how or why has it changed? | |
| 1. | I think the program has gotten even better. Switching online was a great help to me so I do not have to commute. RSU has also done a good job of setting a more consistent price for the program. It allows me to figure up my estimated costs per course/per semester and budget accordingly. |
| 2. | classes are only available online and Dr. Moore no longer teaches here |

