

GRADUATING MBA SURVEY REPORT

2015-2016



















ROGERS STATE UNIVERSITY
Claremore, Oklahoma


























Office of Accountability and Academics


















































Item Frequency Report [Filter Results](#)



















2015-2016 Graduating MBA Survey
























4. Were you the first in your family to graduate with a bachelor's degree?		Response Percent	Response Total
Yes		33%	1
No		67%	2
Total Responses		3	
5. Are you the first in your family to graduate with a master's degree or higher?		Response Percent	Response Total
Yes		100%	3
No		0%	0
Total Responses		3	
6. How satisfied are you with the following?		Response Percent	Response Total
Your overall RSU experience			
Very Satisfied		67%	2
Somewhat Satisfied		33%	1
Somewhat Dissatisfied		0%	0
Very Dissatisfied		0%	0
Total Responses		3	
Your overall Department experience			
Very Satisfied		67%	2
Somewhat Satisfied		33%	1
Somewhat Dissatisfied		0%	0
Very Dissatisfied		0%	0
Total Responses		3	
7. Please rate your satisfaction with your major department concerning the following:		Response Percent	Response Total
Accessibility to faculty in your major			
Very Satisfied		67%	2
Somewhat Satisfied		33%	1
Somewhat Dissatisfied		0%	0
Very Dissatisfied		0%	0
Total Responses		3	
Quality of instruction in your major			
Very Satisfied		67%	2
Somewhat Satisfied		33%	1

Somewhat Dissatisfied		0%	0
Very Dissatisfied		0%	0
Total Responses		3	
Maintenance of high academic standards			
Very Satisfied		67%	2
Somewhat Satisfied		33%	1
Somewhat Dissatisfied		0%	0
Very Dissatisfied		0%	0
Total Responses		3	
Academic advising in your major			
Very Satisfied		67%	2
Somewhat Satisfied		33%	1
Somewhat Dissatisfied		0%	0
Very Dissatisfied		0%	0
Total Responses		3	
Availability of faculty for academic help			
Very Satisfied		67%	2
Somewhat Satisfied		33%	1
Somewhat Dissatisfied		0%	0
Very Dissatisfied		0%	0
Total Responses		3	
Preparation for classes in your major			
Very Satisfied		33%	1
Somewhat Satisfied		67%	2
Somewhat Dissatisfied		0%	0
Very Dissatisfied		0%	0
Total Responses		3	
Intellectual challenge in your major			
Very Satisfied		67%	2
Somewhat Satisfied		33%	1
Somewhat Dissatisfied		0%	0
Very Dissatisfied		0%	0
Total Responses		3	
Helping you prepare for your chosen career			
Very Satisfied		67%	2
Somewhat Satisfied		33%	1
Somewhat Dissatisfied		0%	0

Very Dissatisfied		0%	0
Total Responses		3	
Your overall experience in your major			
Very Satisfied		67%	2
Somewhat Satisfied		33%	1
Somewhat Dissatisfied		0%	0
Very Dissatisfied		0%	0
Total Responses		3	
12. How satisfied are you with your progression toward attaining the following outcomes at RSU?		Response Percent	Response Total
Thinking critically and creatively			
Very Satisfied		67%	2
Somewhat Satisfied		33%	1
Somewhat Dissatisfied		0%	0
Very Dissatisfied		0%	0
Total Responses		3	
Acquiring, analyzing, and evaluating knowledge of human cultures and the physical and natural world			
Very Satisfied		67%	2
Somewhat Satisfied		33%	1
Somewhat Dissatisfied		0%	0
Very Dissatisfied		0%	0
Total Responses		3	
Using written, oral, and visual communication effectively			
Very Satisfied		100%	3
Somewhat Satisfied		0%	0
Somewhat Dissatisfied		0%	0
Very Dissatisfied		0%	0
Total Responses		3	
Developing an individual perspective on the human experience, and demonstrate an understanding of diverse perspectives and values			
Very Satisfied		67%	2
Somewhat Satisfied		33%	1
Somewhat Dissatisfied		0%	0
Very Dissatisfied		0%	0
Total Responses		3	
Demonstrating civic knowledge and engagement, ethical reasoning, and skills for lifelong learning			
Very Satisfied		67%	2
Somewhat Satisfied		33%	1

Somewhat Dissatisfied		0%	0
Very Dissatisfied		0%	0
Total Responses		3	
Mastering the specific outcomes of your degree program			
Very Satisfied		67%	2
Somewhat Satisfied		33%	1
Somewhat Dissatisfied		0%	0
Very Dissatisfied		0%	0
Total Responses		3	
Achieving intellectual growth			
Very Satisfied		67%	2
Somewhat Satisfied		33%	1
Somewhat Dissatisfied		0%	0
Very Dissatisfied		0%	0
Total Responses		3	
Preparing for further study			
Very Satisfied		67%	2
Somewhat Satisfied		33%	1
Somewhat Dissatisfied		0%	0
Very Dissatisfied		0%	0
Total Responses		3	
Achieving personal growth (developing self-understanding, self-discipline and mature attitudes, values, and goals)			
Very Satisfied		67%	2
Somewhat Satisfied		33%	1
Somewhat Dissatisfied		0%	0
Very Dissatisfied		0%	0
Total Responses		3	
Achieving social growth (understanding others and their views, adapting successfully to a variety of social situations)			
Very Satisfied		67%	2
Somewhat Satisfied		33%	1
Somewhat Dissatisfied		0%	0
Very Dissatisfied		0%	0
Total Responses		3	
13. RSU Campus Enrichment Activities		Response Percent	Response Total
Attended RSU Theatre productions			
Yes		0%	0
No		100%	3

		Total Responses	3	
Actively participated in RSU Theatre productions				
Yes			0%	0
No			100%	3
		Total Responses	3	
Attended RSU Music concerts				
Yes			0%	0
No			100%	3
		Total Responses	3	
Actively participated in RSU Music concerts				
Yes			0%	0
No			100%	3
		Total Responses	3	
Attended RSU Art Shows				
Yes			33%	1
No			67%	2
		Total Responses	3	
Actively participated in RSU Art Shows				
Yes			0%	0
No			100%	3
		Total Responses	3	
Actively participated in department based clubs				
Yes			0%	0
No			100%	3
		Total Responses	3	
Actively participated in University sponsored clubs or organizations				
Yes			0%	0
No			100%	3
		Total Responses	3	
Attended University sponsored concerts				
Yes			0%	0
No			100%	3
		Total Responses	3	
Attended RSU sporting events				
Yes			0%	0
No			100%	3
		Total Responses	3	
Actively participated in RSU sporting events				

Yes		0%	0
No		100%	3
Total Responses		3	
Attended tutoring sessions			
Yes		0%	0
No		100%	3
Total Responses		3	
15. Gender		Response Percent	Response Total
Male		0%	0
Female		100%	2
Total Responses		2	
16. Age		Response Percent	Response Total
19 or Under		0%	0
20		0%	0
21		0%	0
22		0%	0
23		0%	0
24		0%	0
25 to 29		0%	0
30 to 39		50%	1
40 to 49		50%	1
50 to 59		0%	0
60 or Over		0%	0
Total Responses		2	
17. Hispanic Ethnicity		Response Percent	Response Total
No, am not of Hispanic ethnicity		100%	2
Yes, I am of Hispanic ethnicity		0%	0
Total Responses		2	
18. Race		Response Percent	Response Total
American Indian		50%	1
Asian		0%	0
Black		0%	0
White		50%	1