








2023 RSU Alumni Survey

3. Please rate below how strongly you believe RSU meets each of the following criteria:





Response
PercentResponse
Total**Mission: RSU ensures students develop the skills and knowledge required to achieve professional and personal goals in dynamic local and global communities.**

Strongly Agree		42%	10
Agree		50%	12
Not Sure		0%	0
Disagree		8%	2
Strongly Disagree		0%	0
Total Responses			24






Integrity: RSU operates with integrity

Strongly Agree		33%	8
Agree		29%	7
Not Sure		12%	3
Disagree		25%	6
Strongly Disagree		0%	0
Total Responses			24




Teaching and Learning: Courses and programs are relevant and rigorous;

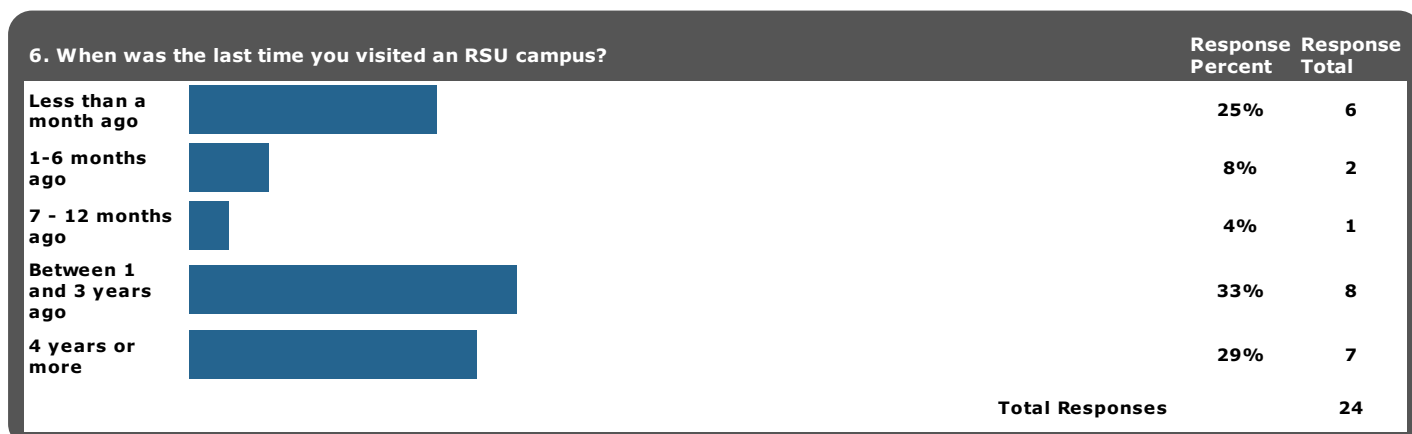
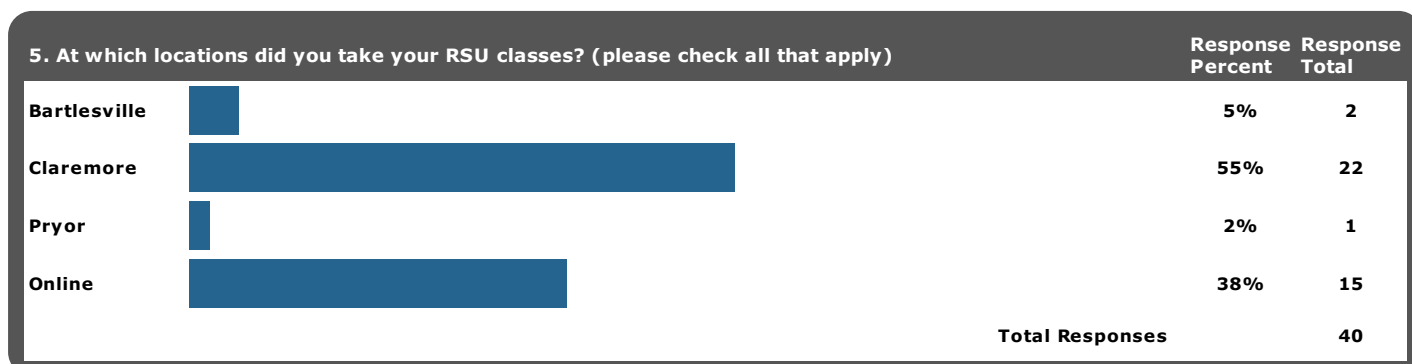
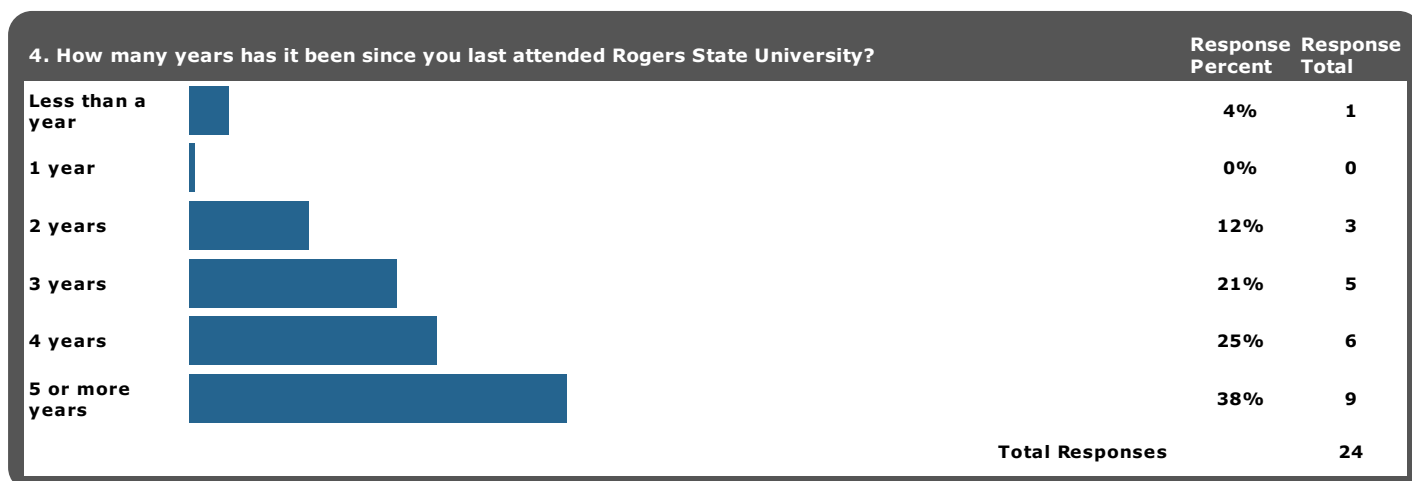
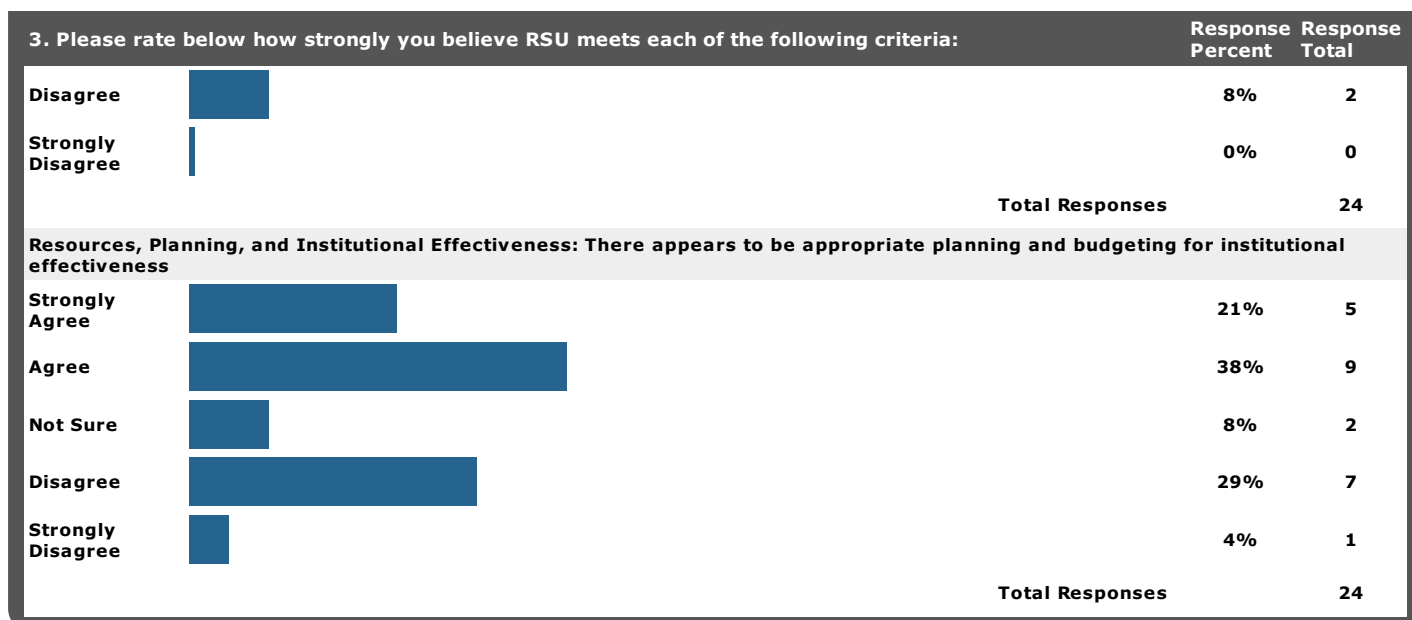
Strongly Agree		33%	8
Agree		46%	11
Not Sure		12%	3
Disagree		8%	2
Strongly Disagree		0%	0
Total Responses			24

Teaching and Learning: There is adequate support for students, faculty, and staff

Strongly Agree		25%	6
Agree		38%	9
Not Sure		8%	2
Disagree		21%	5
Strongly Disagree		8%	2
Total Responses			24





Teaching and Learning: RSU demonstrates responsibility for quality education and student success






Strongly Agree		25%	6
Agree		46%	11
Not Sure		21%	5

















7. What was your major while at RSU?

	Response Percent	Response Total
Accounting, A.A.	0%	0
Applied Technology, A.A.S.	0%	0
Applied Technology, B.T.	0%	0
Biological Sciences, A.S.	0%	0
Biology, B.S.	8%	2
Business Administration, A.A.	0%	0
Business Administration, B.S.	12%	3
Business Administration, M.B.A.	21%	5
Business Information Technology, B.S.	0%	0
Communications, B.A.	8%	2
Community Counseling, B.S.	0%	0
Computer Science, A.S.	0%	0
Criminal Justice Studies, A.A.	0%	0
Elementary Education, A.A.	0%	0
Elementary Education, B.A. (through Cameron University)	0%	0
Emergency Medical Services, A.A.S.	0%	0
General Studies, B.G.S.	0%	0
History, B.A.	4%	1
Justice Administration, B.S.	4%	1
Liberal Art, B.A.	4%	1
Liberal Arts, A.A.	0%	0
M.B.A.	0%	0
Military History, B.A.	0%	0
Nursing, A.A.S.	8%	2
Nursing, B.S.	4%	1
Organizational Leadership, B.S.	8%	2
Physical Science, A.S.	0%	0
Public Affairs, B.A.	8%	2
Secondary Education, A.A.	0%	0
Social Science, B.S.	4%	1

7. What was your major while at RSU?		Response Percent	Response Total
Social Sciences, A.A.		0%	0
Sport Management, B.S.		0%	0
Visual Arts, B.F.A.		4%	1
Other		0%	0
Total Responses			24

8. What is your primary means of communication with RSU?		Response Percent	Response Total
Internet/Website		18%	4
Alumni communication		23%	5
Personal contact with faculty or staff		36%	8
Know someone who attends		5%	1
Email		18%	4
Total Responses			22

9. Please answer the following questions candidly.		Response Percent	Response Total
If I could start college over, I would choose to attend RSU.			
Strongly Agree		46%	11
Agree		29%	7
Uncertain		17%	4
Disagree		0%	0
Strongly Disagree		8%	2
Total Responses			24
If I could start college over, I would choose the same major.			
Strongly Agree		46%	11
Agree		17%	4
Uncertain		25%	6
Disagree		4%	1
Strongly Disagree		8%	2
Total Responses			24
Regardless of the financial benefits, my college education has improved the quality of my life.			
Strongly Agree		54%	13
Agree		38%	9
Uncertain		0%	0
Disagree		0%	0

9. Please answer the following questions candidly.

Strongly
Disagree



Response
Percent

8%

2

Total Responses

24

10. How does the quality of education provided at RSU compare with other colleges?

Better



17%

4

About the
same



38%

9

Worse



8%

2

Unable to
judge



38%

9

Total Responses

24

Response
Percent

17%

4

38%

9

8%

2

38%

9

11. How much did your education at RSU contribute to your personal growth in each of the following areas?

Response
Percent

Response
Total

Ability to acquire and evaluate information

Very Much



58%

14

Somewhat



29%

7

Very Little



12%

3

Total Responses

24

Ability to analyze and integrate knowledge

Very Much



54%

13

Somewhat



38%

9

Very Little



8%

2

Total Responses

24

Ability to develop perspectives and and understanding of the human experience

Very Much



46%

11

Somewhat



42%

10

Very Little



12%

3

Total Responses

24

Ability to communicate effectively in writing

Very Much



50%

12

Somewhat



38%

9

Very Little



12%

3

Total Responses

24

Ability to speak effectively

Very Much



54%

13

Somewhat



29%

7

Very Little









17%




4




11. How much did your education at RSU contribute to your personal growth in each of the following areas?	Response Percent	Response Total
Total Responses		24




12. Indicate whether each of the following was a major source, minor source, or not a source of funds for your college education.	Response Percent	Response Total
---	------------------	----------------




Parents or relatives		
Major Source		25% 6
Minor Source		8% 2
Not a Source		67% 16
Total Responses		24



Personal savings		
Major Source		12% 3
Minor Source		46% 11
Not a Source		42% 10
Total Responses		24

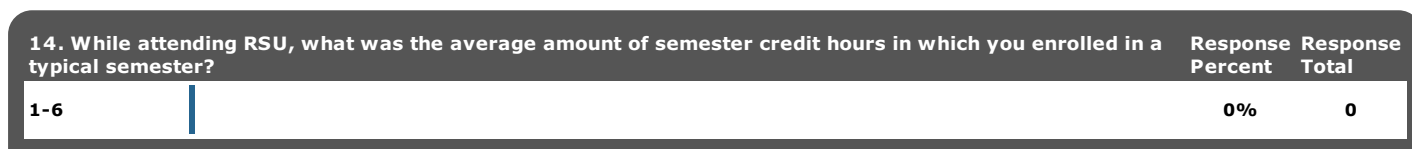
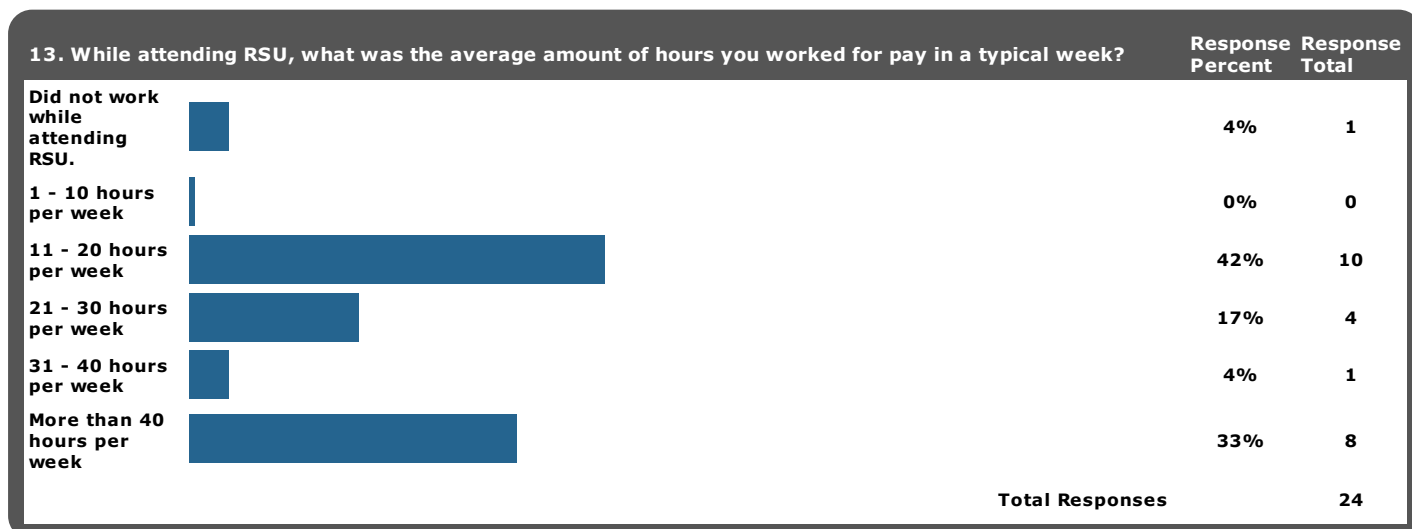
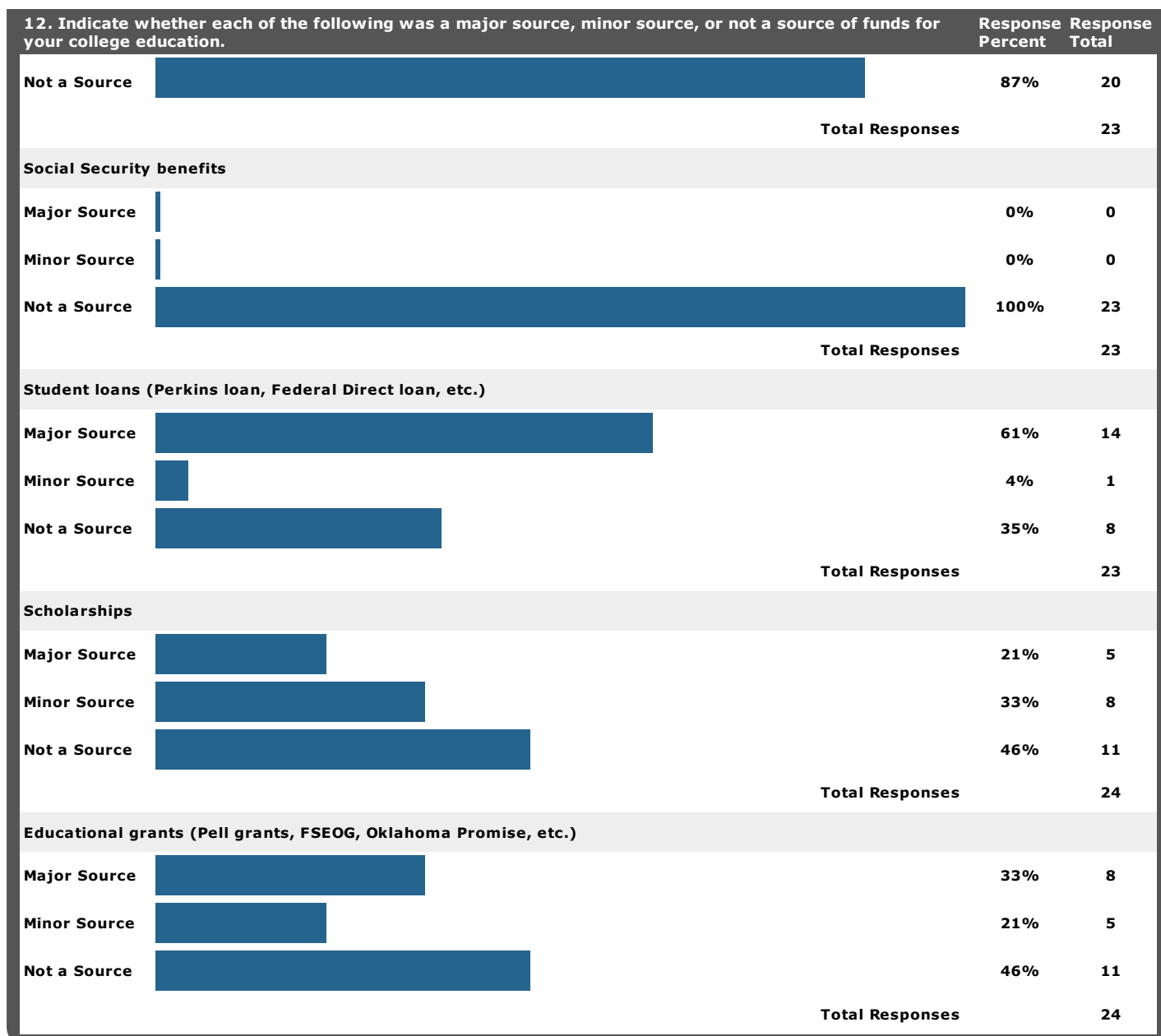
Summer employment		
Major Source		21% 5
Minor Source		21% 5
Not a Source		58% 14
Total Responses		24

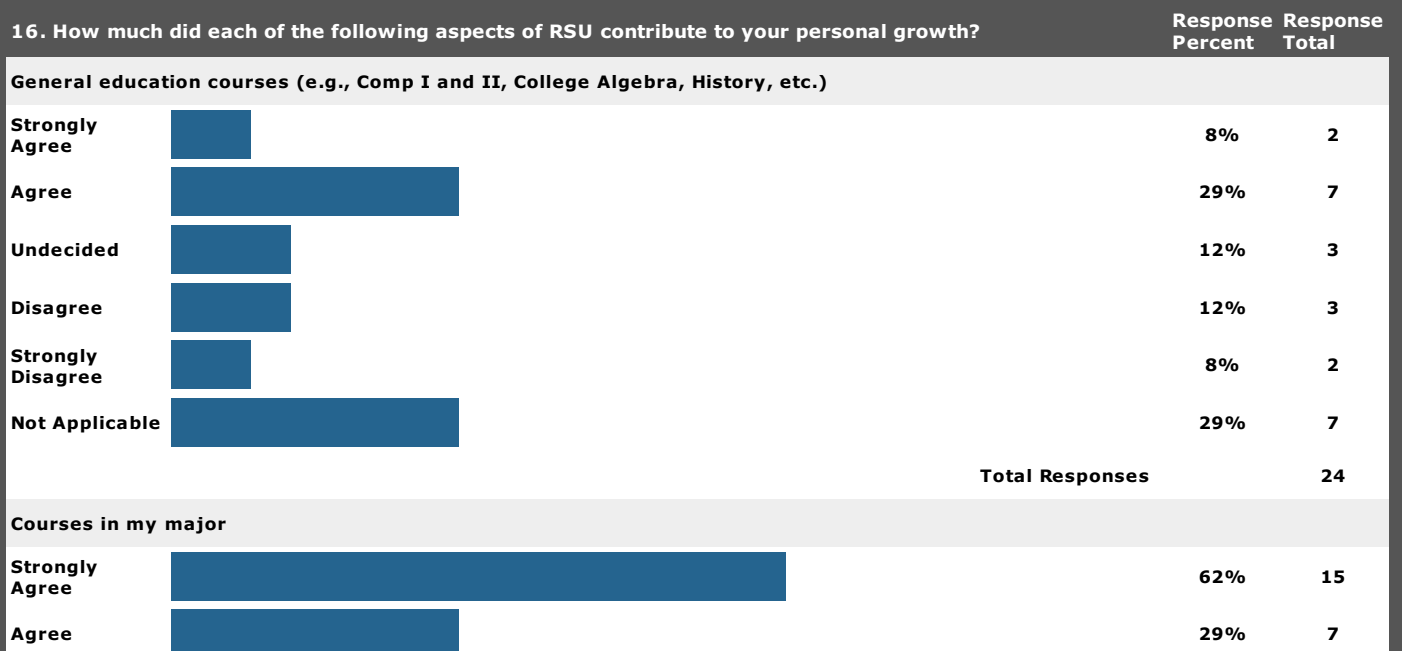
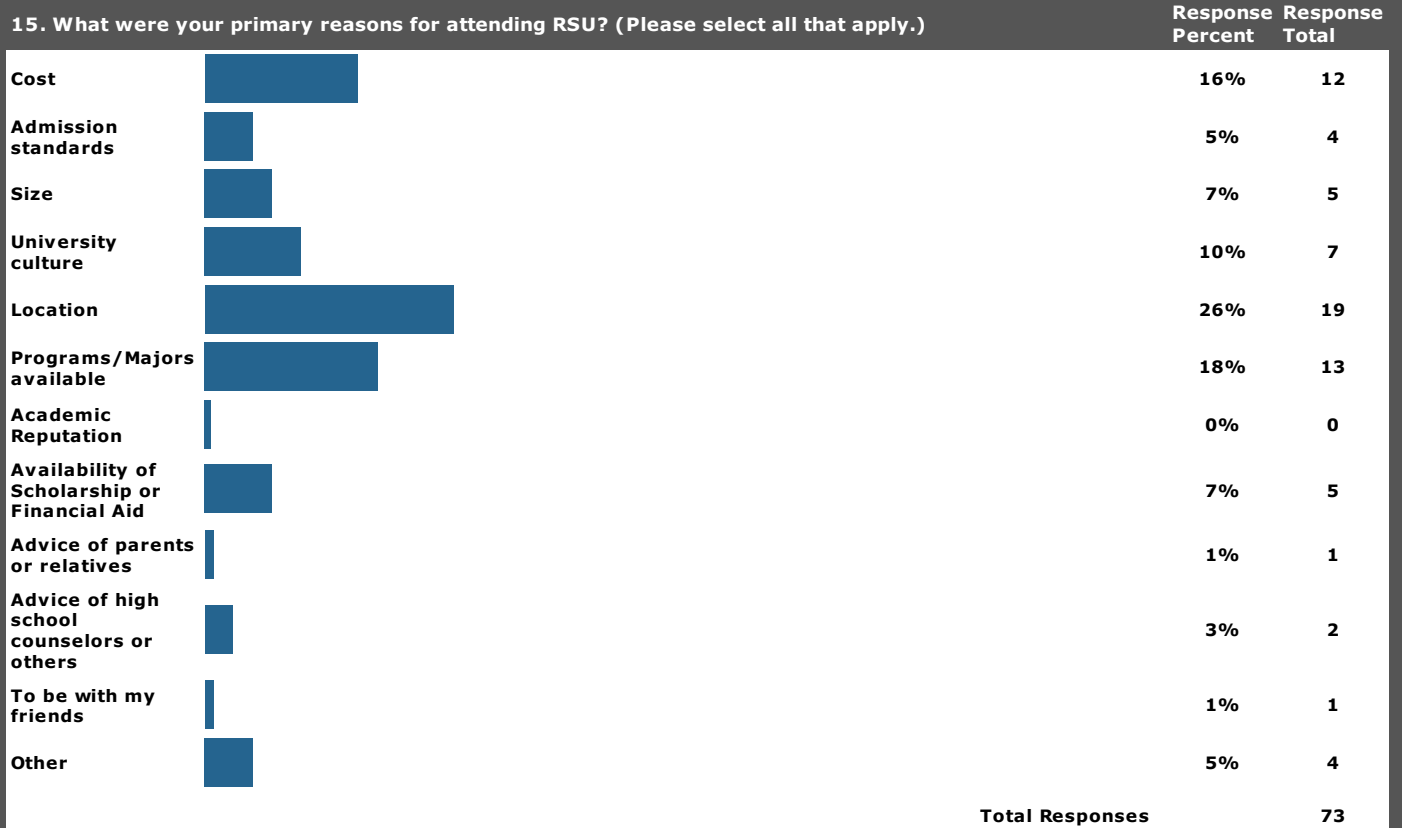
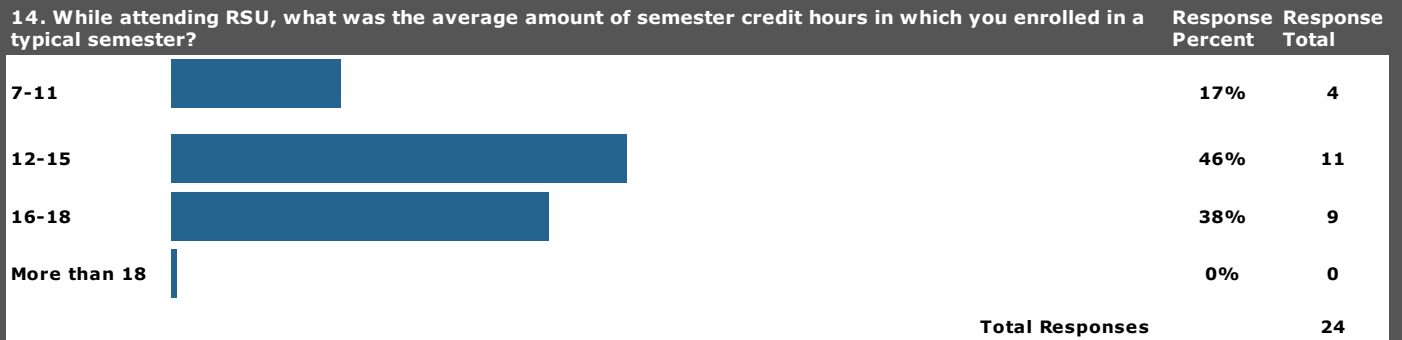
Employment year-round		
Major Source		50% 12
Minor Source		33% 8
Not a Source		17% 4
Total Responses		24




























Employment at RSU		
Major Source		12% 3
Minor Source		38% 9
Not a Source		50% 12
Total Responses		24


























Spouse		
Major Source		9% 2
Minor Source		4% 1
Not a Source		87% 20
Total Responses		23




















VA benefits		
Major Source		9% 2
Minor Source		4% 1

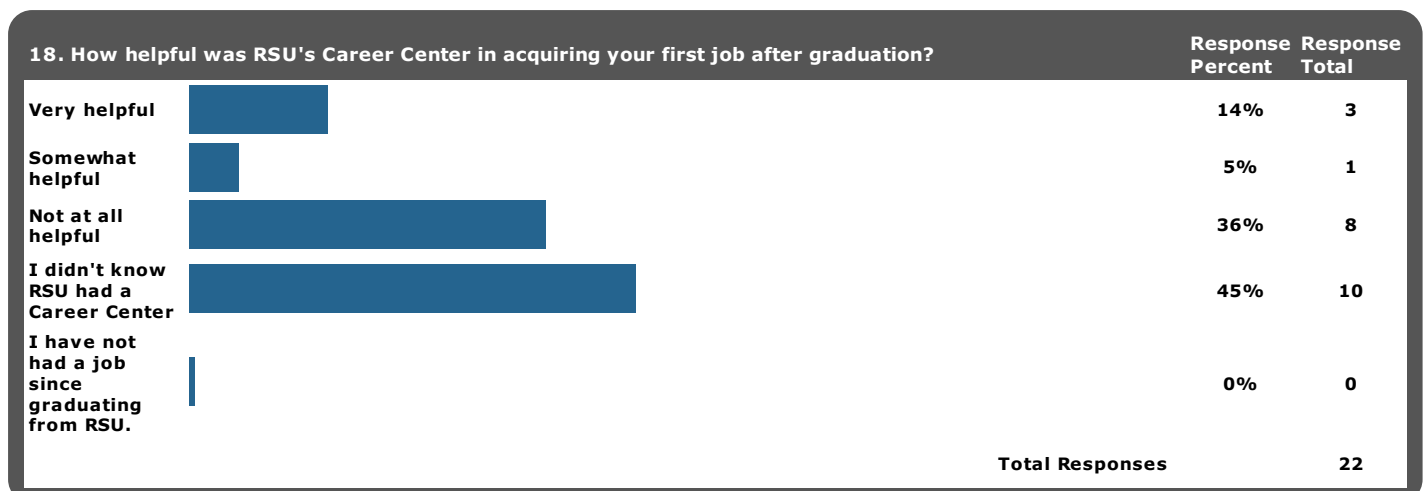
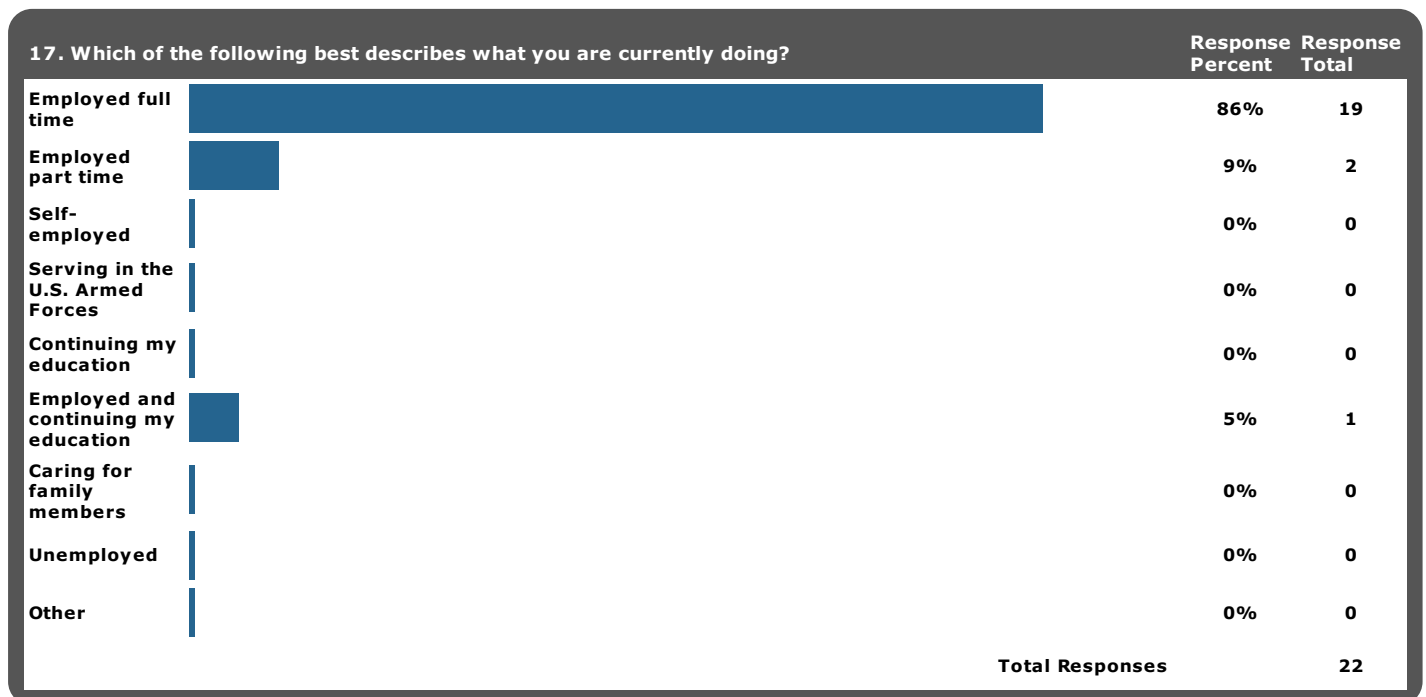
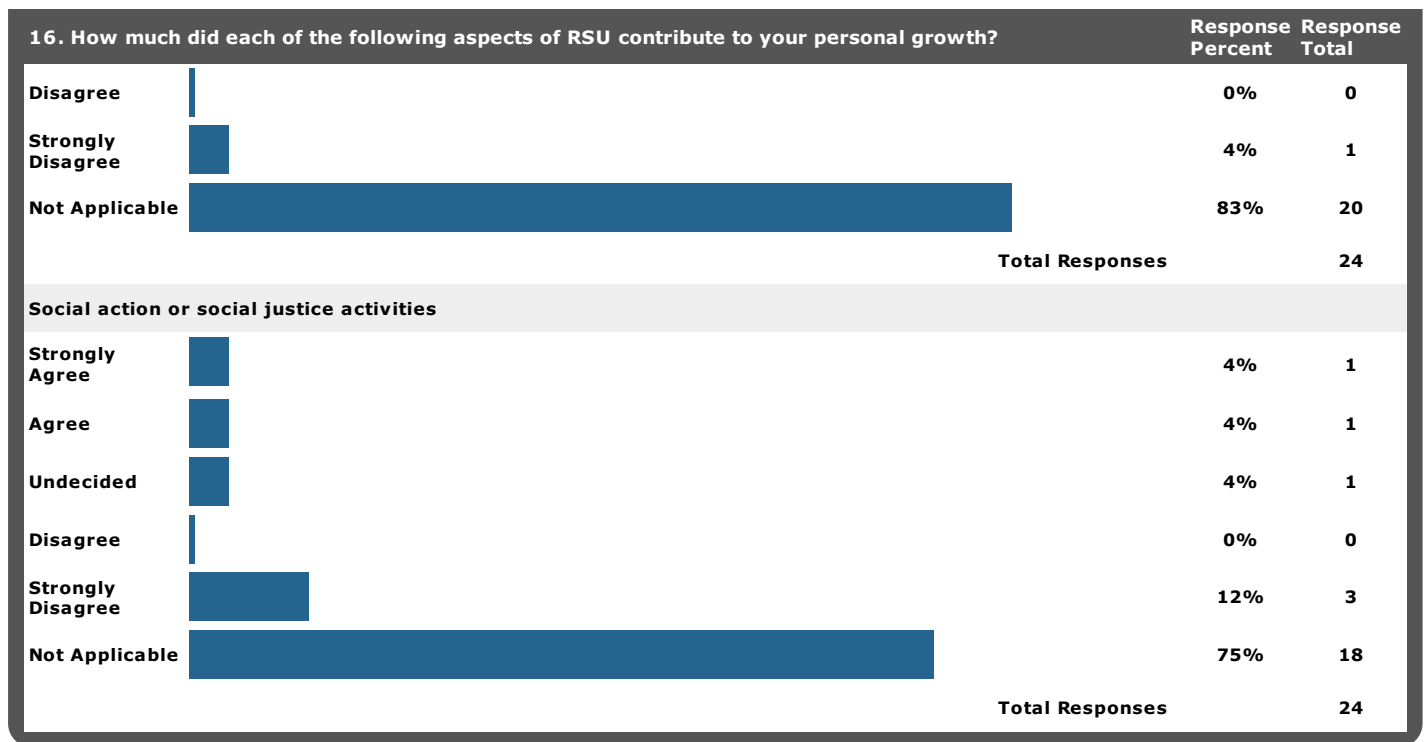




16. How much did each of the following aspects of RSU contribute to your personal growth?		Response Percent	Response Total
Undecided		0%	0
Disagree		0%	0
Strongly Disagree		8%	2
Not Applicable		0%	0
Total Responses			24
Academic advising			
Strongly Agree		21%	5
Agree		25%	6
Undecided		33%	8
Disagree		4%	1
Strongly Disagree		12%	3
Not Applicable		4%	1
Total Responses			24
Career counseling			
Strongly Agree		0%	0
Agree		17%	4
Undecided		17%	4
Disagree		0%	0
Strongly Disagree		12%	3
Not Applicable		54%	13
Total Responses			24
Internships for academic credit			
Strongly Agree		12%	3
Agree		12%	3
Undecided		17%	4
Disagree		0%	0
Strongly Disagree		0%	0
Not Applicable		58%	14
Total Responses			24
Study Abroad/International experiences			
Strongly Agree		4%	1
Agree		0%	0
Undecided		4%	1
Disagree		0%	0
Strongly Disagree		0%	0

16. How much did each of the following aspects of RSU contribute to your personal growth?		Response Percent	Response Total
Not Applicable		92%	22
Total Responses			24
Service learning (service as a required part of a course)			
Strongly Agree		4%	1
Agree		0%	0
Undecided		8%	2
Disagree		4%	1
Strongly Disagree		0%	0
Not Applicable		83%	20
Total Responses			24
Community service (service not required as part of a course)			
Strongly Agree		8%	2
Agree		12%	3
Undecided		17%	4
Disagree		4%	1
Strongly Disagree		0%	0
Not Applicable		58%	14
Total Responses			24
Residential life (general experiences in the residence halls)			
Strongly Agree		8%	2
Agree		17%	4
Undecided		0%	0
Disagree		0%	0
Strongly Disagree		4%	1
Not Applicable		71%	17
Total Responses			24
Student government			
Strongly Agree		0%	0
Agree		12%	3
Undecided		4%	1
Disagree		0%	0
Strongly Disagree		0%	0
Not Applicable		83%	20
Total Responses			24
Student organizations and clubs			

16. How much did each of the following aspects of RSU contribute to your personal growth?		Response Percent	Response Total
Strongly Agree		4%	1
Agree		12%	3
Undecided		8%	2
Disagree		4%	1
Strongly Disagree		8%	2
Not Applicable		62%	15
Total Responses			24
Intramural athletics			
Strongly Agree		0%	0
Agree		4%	1
Undecided		4%	1
Disagree		4%	1
Strongly Disagree		0%	0
Not Applicable		88%	21
Total Responses			24
Intercollegiate athletics			
Strongly Agree		8%	2
Agree		0%	0
Undecided		4%	1
Disagree		0%	0
Strongly Disagree		0%	0
Not Applicable		88%	21
Total Responses			24
Research with a faculty member			
Strongly Agree		0%	0
Agree		17%	4
Undecided		8%	2
Disagree		0%	0
Strongly Disagree		8%	2
Not Applicable		67%	16
Total Responses			24
Theatre and the Arts			
Strongly Agree		4%	1
Agree		8%	2
Undecided		0%	0



19. What was your annual salary/income in the first job you held after college?


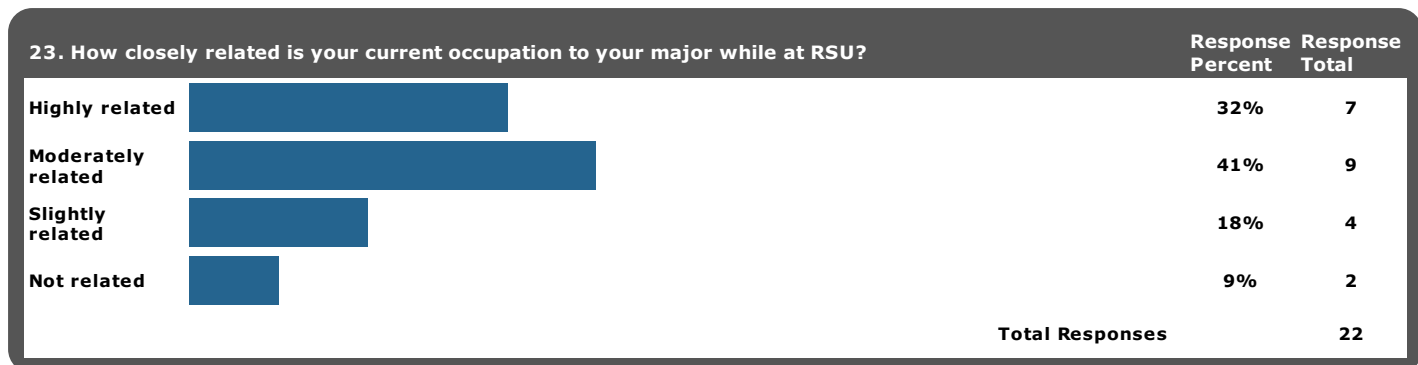
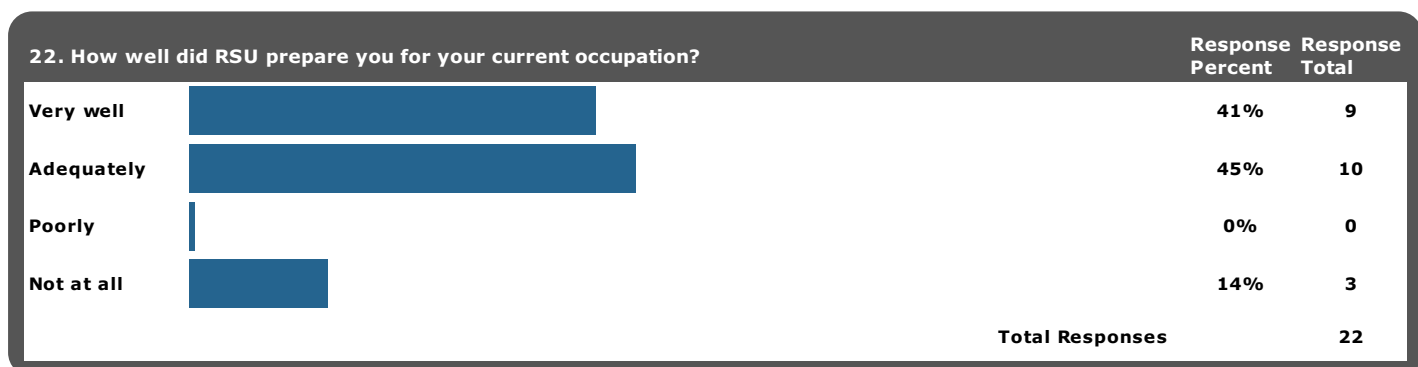
	Response Percent	Response Total
I have had no job.	0%	0
\$9,999 or less	0%	0
\$10,000 to \$14,999	0%	0
\$15,000 to \$19,999	5%	1
\$20,000 to \$29,999	14%	3
\$30,000 to \$39,999	50%	11
\$40,000 to \$49,999	0%	0
\$50,000 to \$59,999	27%	6
\$60,000 to \$74,999	5%	1
\$75,000 to \$99,999	0%	0
\$100,000 to \$124,999	0%	0
\$125,000 to \$149,000	0%	0
\$150,000 or more	0%	0
Total Responses		22

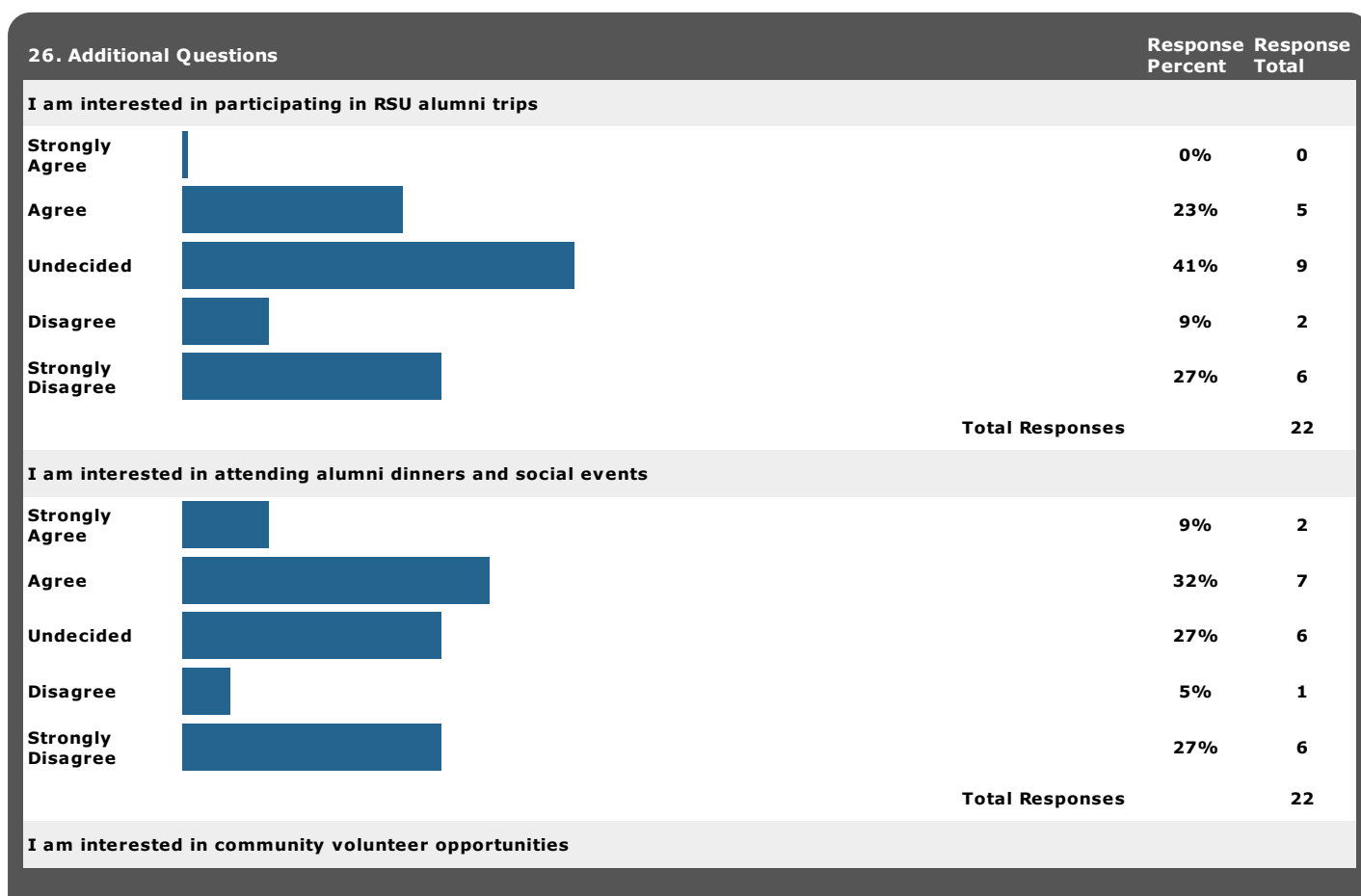
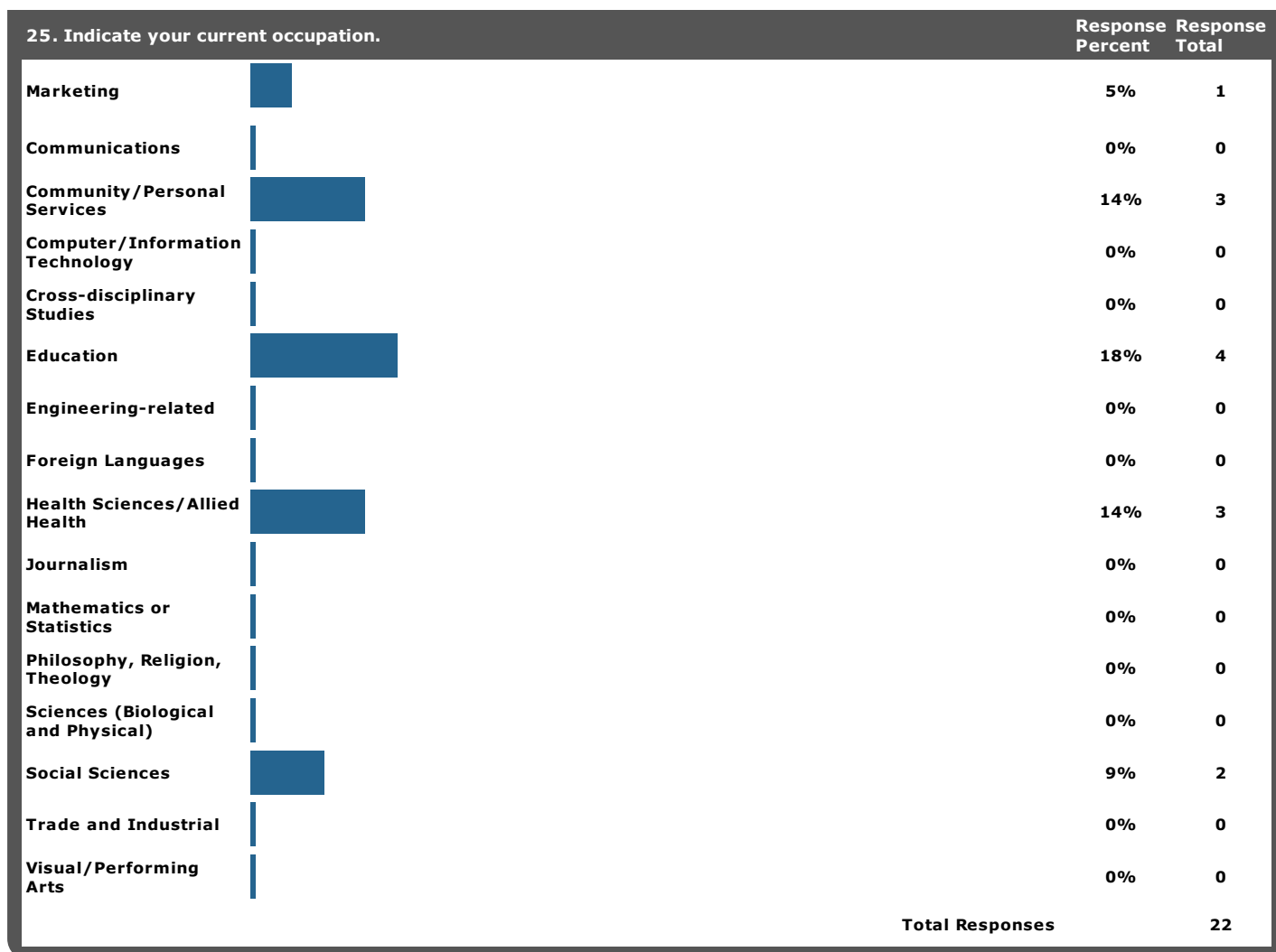
20. How long did it take you to obtain your first full-time job after leaving RSU?

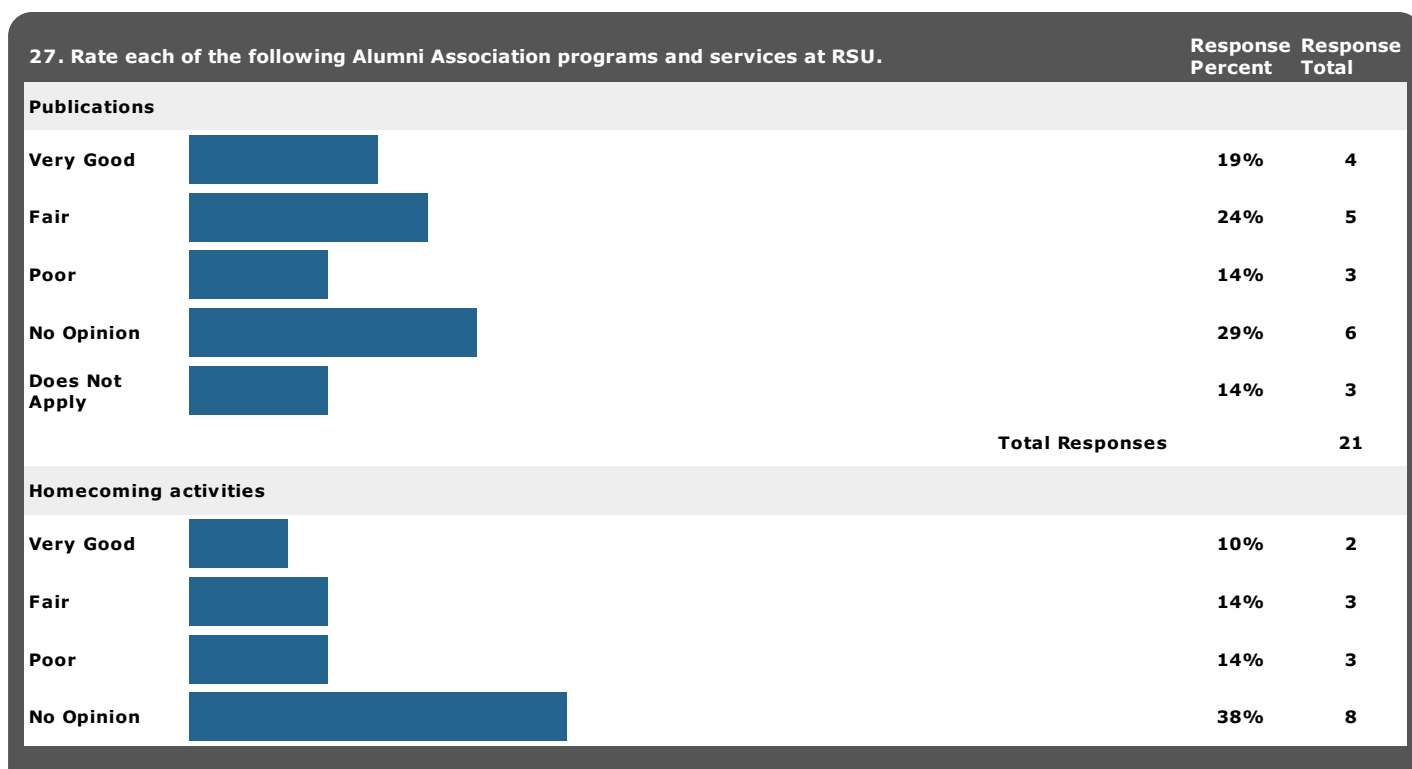
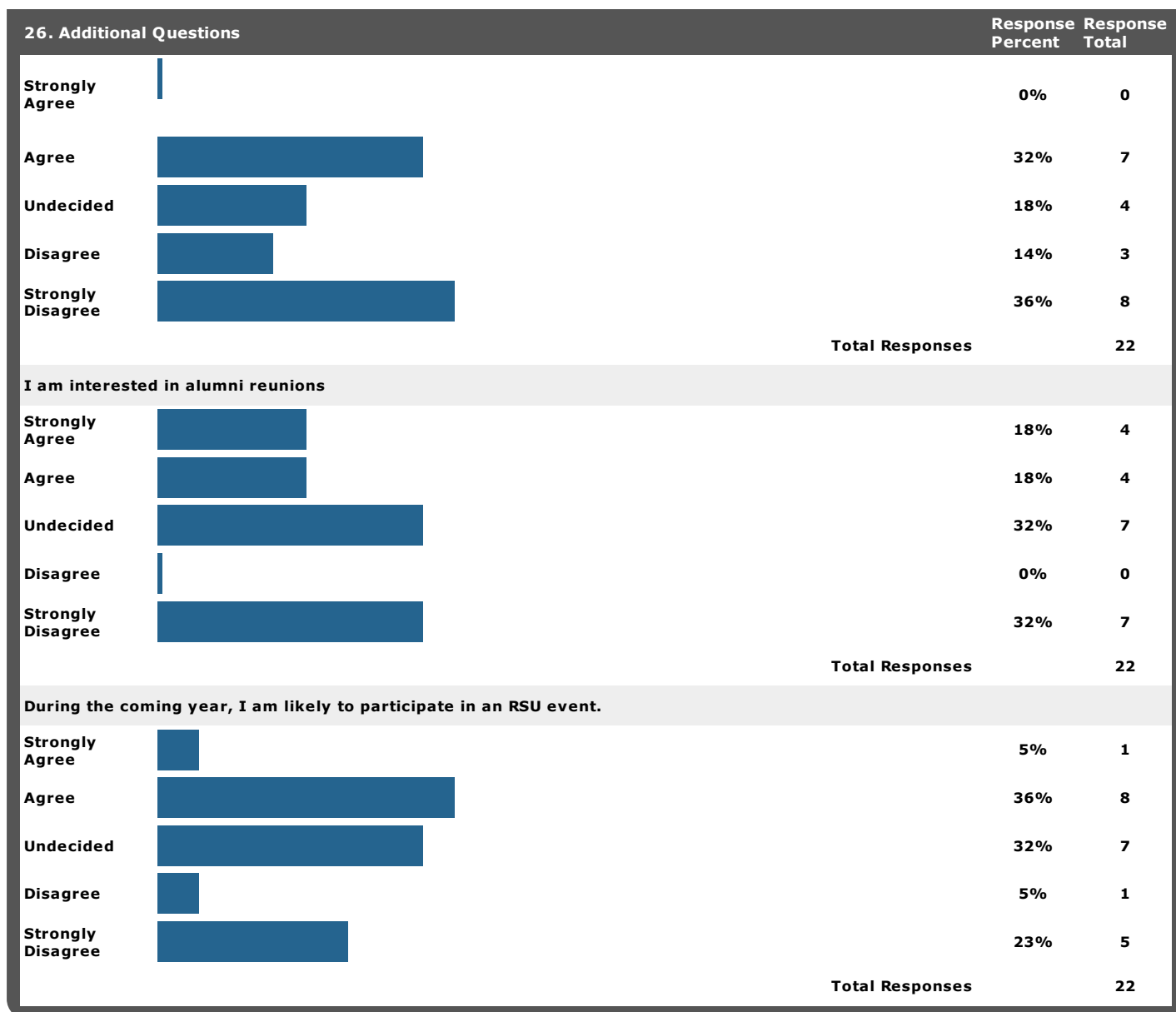
	Response Percent	Response Total
Obtained the job before leaving RSU.	55%	11
Less than one month	5%	1
1 to 3 months	25%	5
4 to 6 months	0%	0
7 to 12 months	10%	2
More than 12 months	5%	1
Total Responses		20

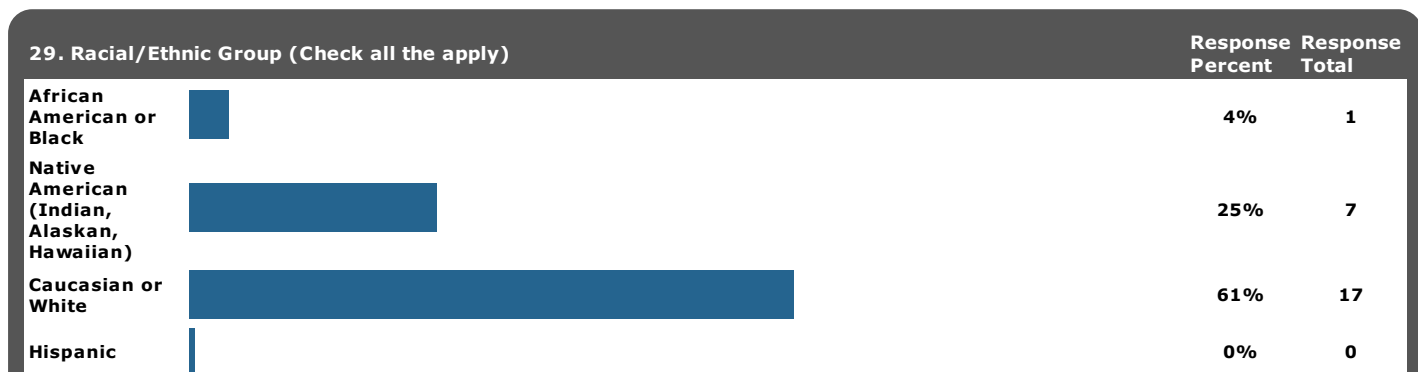
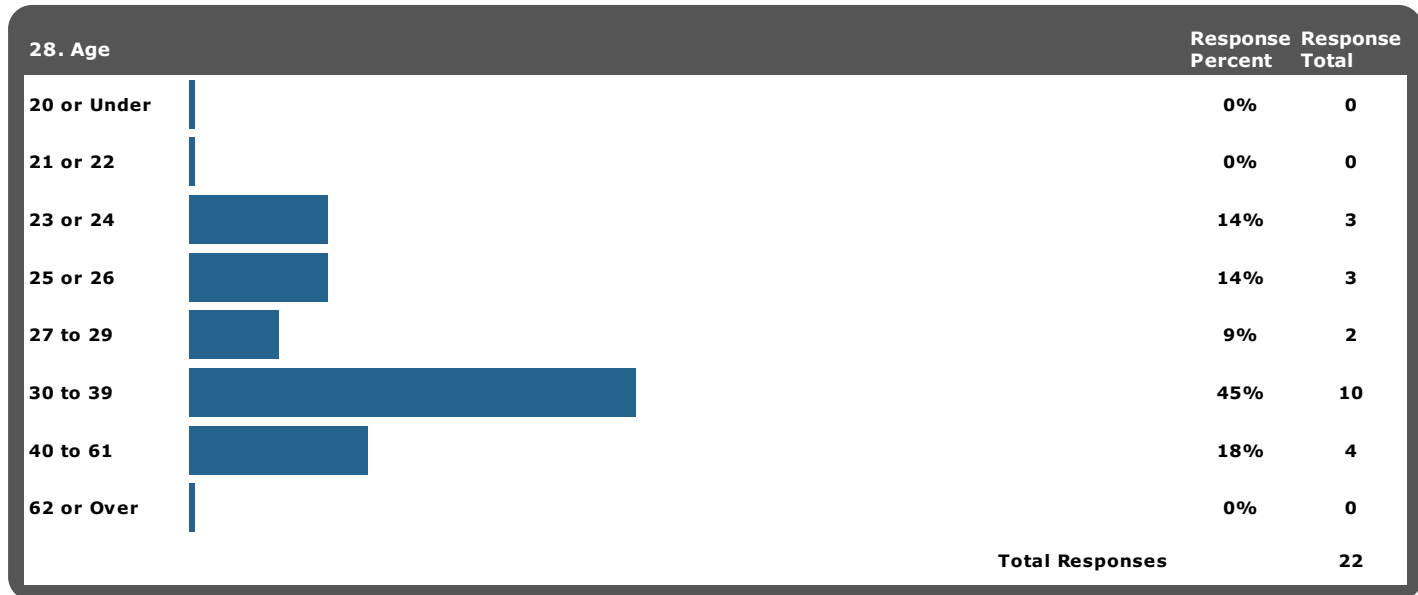
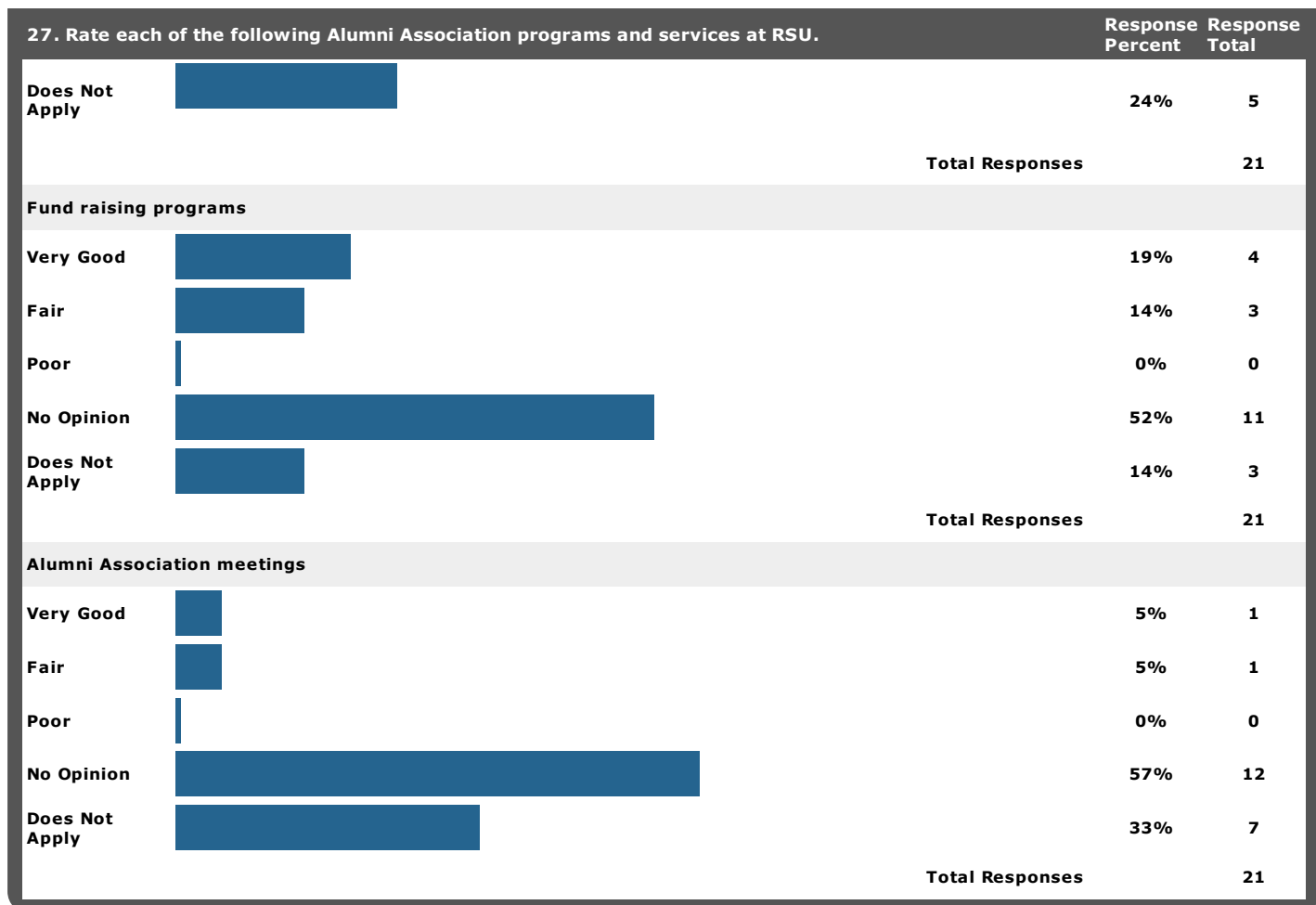
21. What is your current salary/income?

	Response Percent	Response Total
I have had no job.	0%	0
\$9,999 or less	0%	0
\$10,000 to \$14,999	5%	1
\$15,000 to \$19,999	0%	0
\$20,000 to \$29,999	0%	0
\$30,000 to \$39,999	41%	9
\$40,000 to \$49,999	18%	4









29. Racial/Ethnic Group (Check all the apply)

Response
Percent

Response
Total

Asian
American,
Pacific
Islander

0%

0

Other

0%

0

I prefer not to
respond.

11%

3

Total Responses

28

30. Gender

Response
Percent

Response
Total

Male

20%

4

Female

80%

16

Total Responses

20

31. What was your primary enrollment status when you attended RSU?

Response
Percent

Response
Total

Full-time
student

95%

21

Part-time
student

5%

1

Total Responses

22

32. How many years did you attend RSU?

Response
Percent

Response
Total

1 year

0%

0

2 Years

27%

6

3 Years

23%

5

4 Years

18%

4

5 Years

9%

2

6 Years

5%

1

7 Years or
More

18%

4

Total Responses

22

33. Where do you currently live?

Response
Percent

Response
Total

In Northeast
Oklahoma

59%

13

In Oklahoma
but not
Northeast
Oklahoma

9%

2

In another
U.S. state

27%

6

In another
country








5%

1







Total Responses

22


34. What is/was the highest level of education of your father?

		Response Percent	Response Total
Less than a high school degree		9%	2
High school degree or equivalent		36%	8
Some college		9%	2
Associate degree		14%	3
Bachelor degree		18%	4
Masters degree		5%	1
Doctorate or professional degree		9%	2
Total Responses			22

35. What is/was the highest level of education of your mother?

		Response Percent	Response Total
Less than a high school degree		14%	3
High school degree or equivalent		27%	6
Some college		14%	3
Associate degree		9%	2
Bachelor degree		23%	5
Masters degree		14%	3
Doctorate or professional degree		0%	0
Total Responses			22

36. If you are employed, may we contact your current employer to conduct an employer survey?

		Response Percent	Response Total
Yes		18%	4
No		82%	18
Total Responses			22