

2021 RSU Alumni Survey

3. Please rate below how important each of the five 2022-2027 strategic planning goals are to meeting RSU's mission:

Our mission at Rogers State University is to ensure students develop the skills and knowledge required to achieve professional and personal goals in dynamic local and global communities.

ACADEMICS AND CAREERS: Shifting institutional focus from input to output/degrees to careers

		Response Percent	Response Total
Essential		52%	63
Very Important		40%	48
Mildly Important		6%	7
Not Important		2%	2
Total Responses			120

CAMPUS AND COMMUNITY ENGAGEMENT: Developing esprit de corps and a vibrant community

Essential		32%	39
Very Important		47%	56
Mildly Important		20%	24
Not Important		1%	1
Total Responses			120

FACILITIES AND RESOURCES: Adapting to the realities of significantly a reduced state funding model

Essential		35%	42
Very Important		37%	44
Mildly Important		24%	29
Not Important		4%	5
Total Responses			120







ENROLLMENT AND RETENTION: Focusing on student success and development

Essential		73%	88
Very Important		22%	27
Mildly Important		4%	5
Not Important		0%	0
Total Responses			120





SAFETY AND SECURITY: Being aware of current and future considerations

Essential		48%	57
Very Important		43%	52
Mildly Important		8%	9
Not Important		2%	2
Total Responses			120






4. How many years has it been since you last attended Rogers State University?

		Response Percent	Response Total
Less than a year		6%	7
1 year		3%	4
2 years		8%	9
3 years		8%	10
4 years		7%	8
5 or more years		68%	82
Total Responses			120









5. At which locations did you take your RSU classes? (please check all that apply)

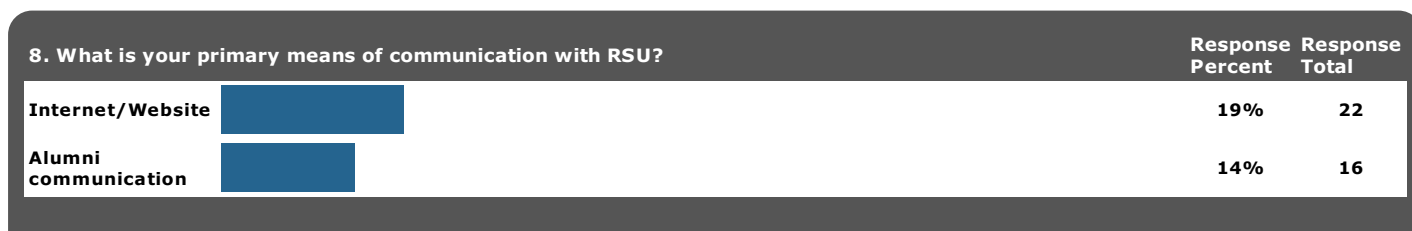
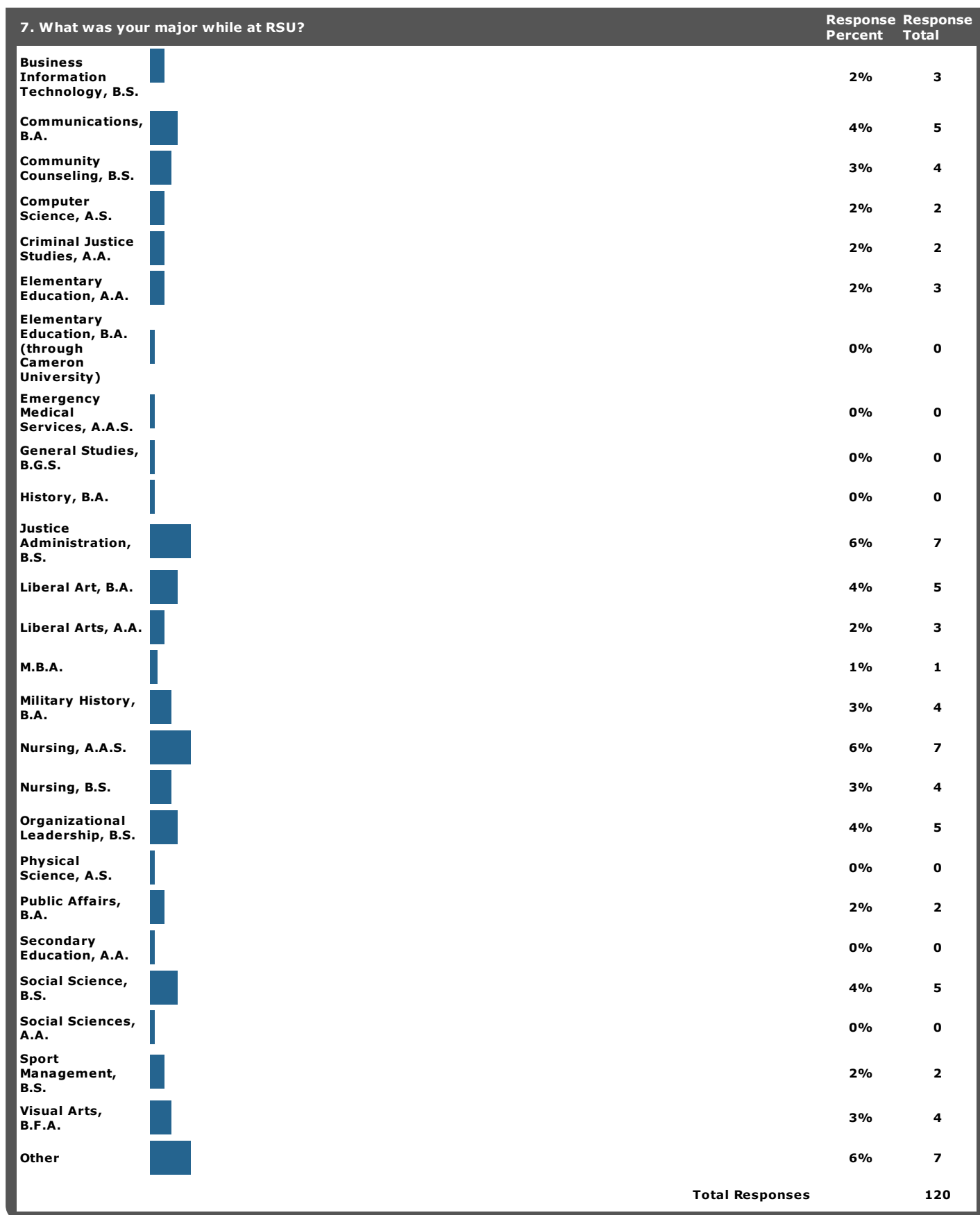
		Response Percent	Response Total
Bartlesville		7%	13
Claremore		63%	112
Pryor		7%	13
Online		22%	39
Total Responses			177




6. When was the last time you visited an RSU campus?
















		Response Percent	Response Total
Less than a month ago		24%	28
1-6 months ago		13%	15
7 - 12 months ago		5%	6
Between 1 and 3 years ago		24%	28
4 years or more		35%	42
Total Responses			119





7. What was your major while at RSU?

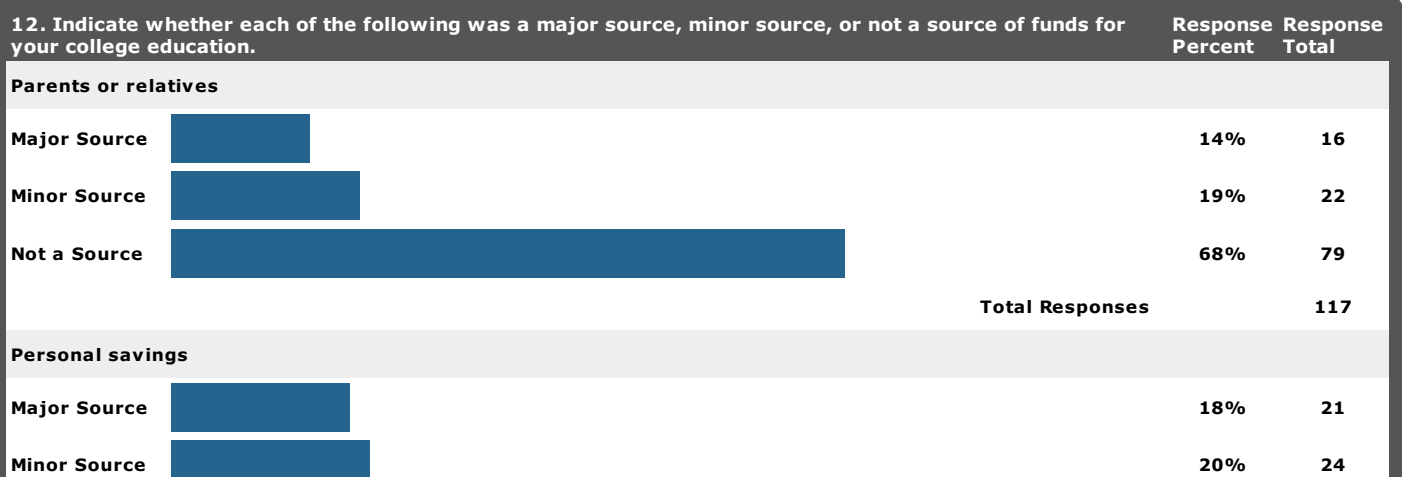
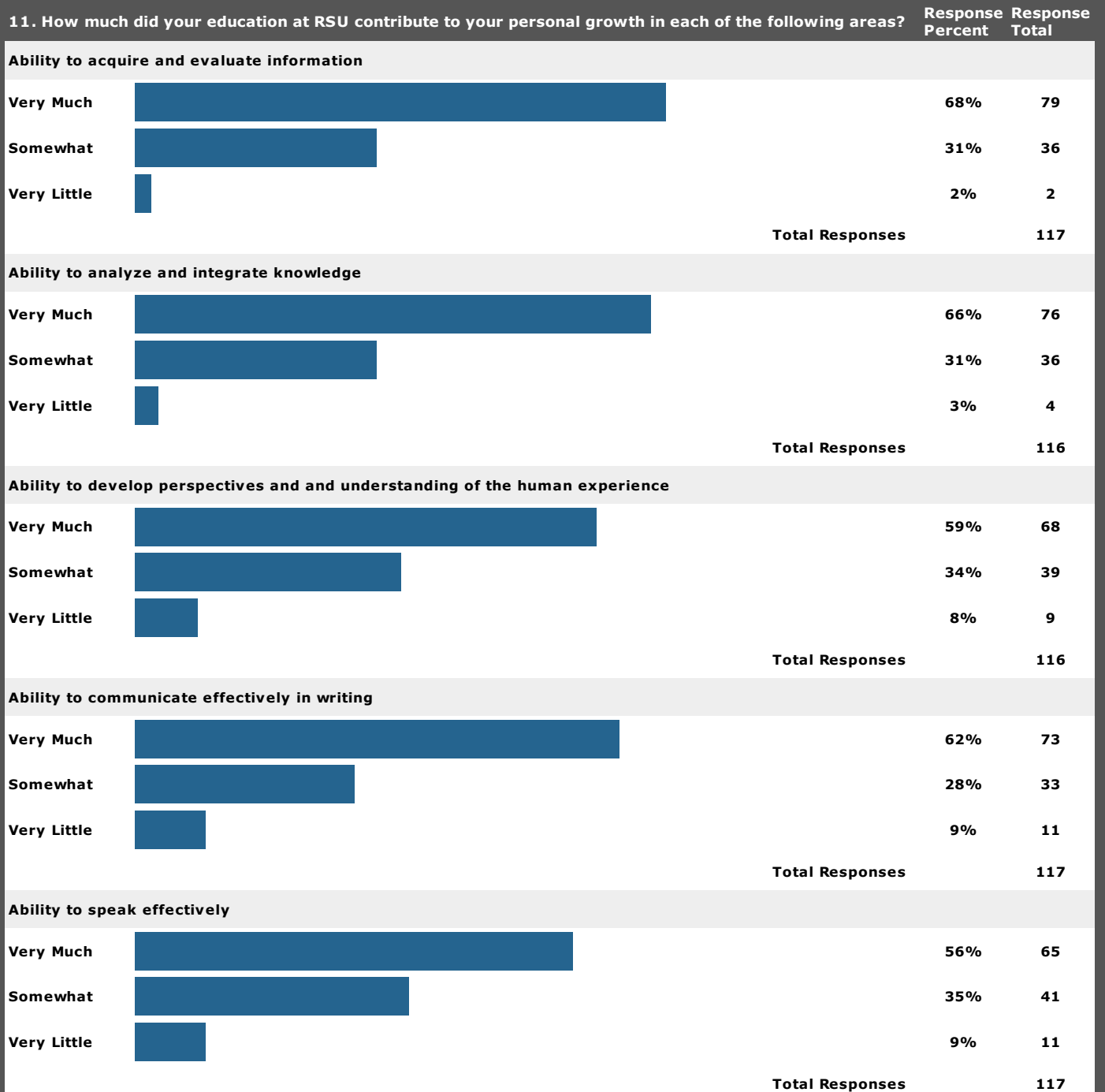
		Response Percent	Response Total
Accounting, A.A.		2%	3
Applied Technology, A.A.S.		1%	1
Applied Technology, B.T.		2%	3
Biological Sciences, A.S.		2%	2
Biology, B.S.		4%	5
Business Administration, A.A.		8%	10
Business Administration, B.S.		17%	20
Business Administration, M.B.A.		1%	1









8. What is your primary means of communication with RSU?		Response Percent	Response Total
Personal contact with faculty or staff		16%	19
Know someone who attends		6%	7
Email		45%	52
Total Responses			116







9. Please answer the following questions candidly.		Response Percent	Response Total
If I could start college over, I would choose to attend RSU.			
Strongly Agree		39%	47
Agree		38%	45
Uncertain		19%	23
Disagree		3%	4
Strongly Disagree		1%	1
Total Responses			120
If I could start college over, I would choose the same major.			
Strongly Agree		40%	48
Agree		24%	29
Uncertain		16%	19
Disagree		14%	17
Strongly Disagree		6%	7
Total Responses			120
Regardless of the financial benefits, my college education has improved the quality of my life.			
Strongly Agree		52%	62
Agree		31%	37
Uncertain		6%	7
Disagree		10%	12
Strongly Disagree		2%	2
Total Responses			120






10. How does the quality of education provided at RSU compare with other colleges?		Response Percent	Response Total
Better		28%	33
About the same		46%	54
Worse		5%	6
Unable to judge		21%	25
Total Responses			118






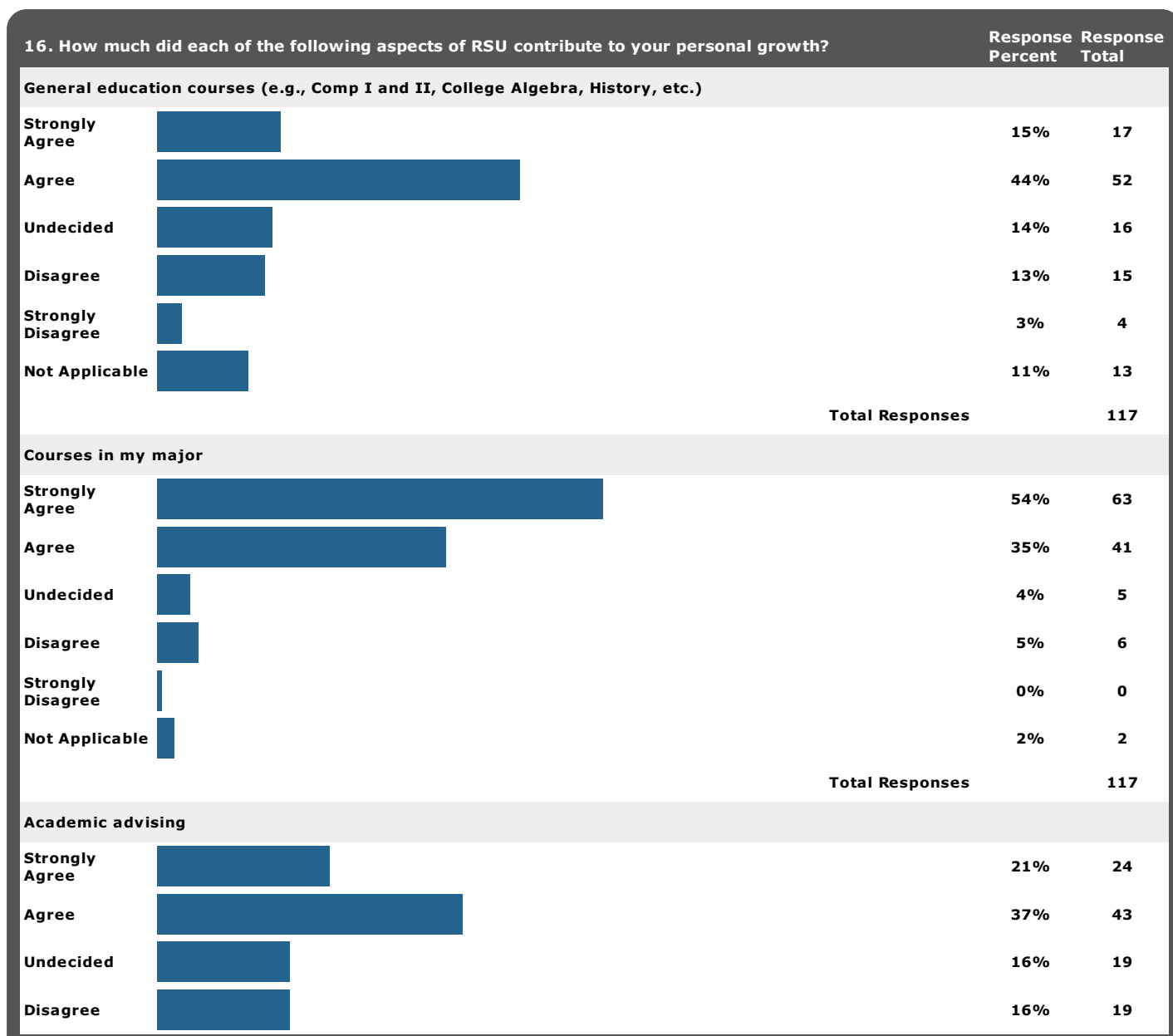
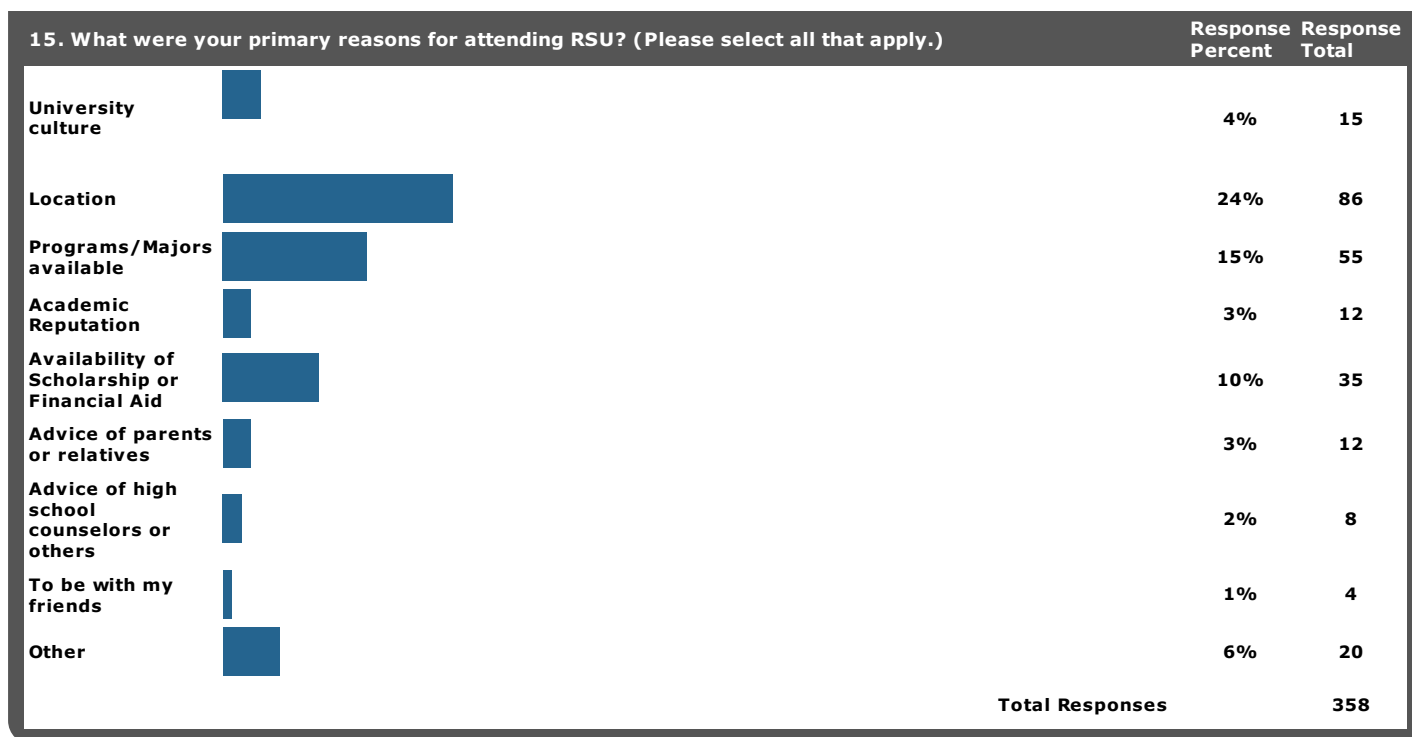
12. Indicate whether each of the following was a major source, minor source, or not a source of funds for your college education.			Response Percent	Response Total
Not a Source	<div></div>		62%	74
Total Responses				119
Summer employment				
Major Source	<div></div>		13%	15
Minor Source	<div></div>		25%	29
Not a Source	<div></div>		62%	73
Total Responses				117
Employment year-round				
Major Source	<div></div>		38%	45
Minor Source	<div></div>		22%	26
Not a Source	<div></div>		41%	49
Total Responses				120
Employment at RSU				
Major Source	<div></div>		10%	12
Minor Source	<div></div>		15%	18
Not a Source	<div></div>		74%	87
Total Responses				117
Spouse				
Major Source	<div></div>		9%	10
Minor Source	<div></div>		14%	16
Not a Source	<div></div>		77%	89
Total Responses				115
VA benefits				
Major Source	<div></div>		13%	15
Minor Source	<div></div>		0%	0
Not a Source	<div></div>		87%	102
Total Responses				117
Social Security benefits				
Major Source	<div></div>		0%	0
Minor Source	<div></div>		0%	0
Not a Source	<div></div>		100%	116
Total Responses				116
Student loans (Perkins loan, Federal Direct loan, etc.)				
Major Source	<div></div>		42%	49
Minor Source	<div></div>		11%	13
Not a Source	<div></div>		47%	56



























12. Indicate whether each of the following was a major source, minor source, or not a source of funds for your college education.		Response Percent	Response Total
Total Responses			118
Scholarships			
Major Source		42%	49
Minor Source		20%	23
Not a Source		38%	45
Total Responses			117
Educational grants (Pell grants, FSEOG, Oklahoma Promise, etc.)			
Major Source		42%	49
Minor Source		9%	10
Not a Source		50%	58
Total Responses			117



























13. While attending RSU, what was the average amount of hours you worked for pay in a typical week?		Response Percent	Response Total
Did not work while attending RSU.		18%	22
1 - 10 hours per week		8%	10
11 - 20 hours per week		17%	20
21 - 30 hours per week		15%	18
31 - 40 hours per week		16%	19
More than 40 hours per week		25%	30
Total Responses			119




























14. While attending RSU, what was the average amount of semester credit hours in which you enrolled in a typical semester?		Response Percent	Response Total
1-6		10%	12
7-11		16%	19
12-15		55%	65
16-18		17%	20
More than 18		3%	3
Total Responses			119

15. What were your primary reasons for attending RSU? (Please select all that apply.)		Response Percent	Response Total
Cost		17%	60
Admission standards		4%	14
Size		10%	37



16. How much did each of the following aspects of RSU contribute to your personal growth?		Response Percent	Response Total
Strongly Disagree		6%	7
Not Applicable		4%	5
Total Responses			117
Career counseling			
Strongly Agree		8%	9
Agree		18%	21
Undecided		13%	15
Disagree		21%	24
Strongly Disagree		16%	18
Not Applicable		25%	29
Total Responses			116
Internships for academic credit			
Strongly Agree		12%	14
Agree		11%	13
Undecided		6%	7
Disagree		11%	13
Strongly Disagree		7%	8
Not Applicable		53%	61
Total Responses			116
Study Abroad/International experiences			
Strongly Agree		5%	6
Agree		4%	5
Undecided		4%	5
Disagree		3%	4
Strongly Disagree		5%	6
Not Applicable		78%	91
Total Responses			117
Service learning (service as a required part of a course)			
Strongly Agree		6%	7
Agree		17%	20
Undecided		11%	13
Disagree		3%	3
Strongly Disagree		7%	8
Not Applicable		56%	65
Total Responses			116

16. How much did each of the following aspects of RSU contribute to your personal growth?			Response Percent	Response Total
Community service (service not required as part of a course)				
Strongly Agree			9%	10
Agree			25%	29
Undecided			7%	8
Disagree			3%	3
Strongly Disagree			3%	4
Not Applicable			54%	63
Total Responses				117
Residential life (general experiences in the residence halls)				
Strongly Agree			5%	6
Agree			15%	17
Undecided			3%	4
Disagree			4%	5
Strongly Disagree			3%	3
Not Applicable			70%	81
Total Responses				116
Student government				
Strongly Agree			8%	9
Agree			14%	16
Undecided			11%	13
Disagree			4%	5
Strongly Disagree			3%	4
Not Applicable			59%	68
Total Responses				115
Student organizations and clubs				
Strongly Agree			16%	19
Agree			21%	25
Undecided			13%	15
Disagree			3%	4
Strongly Disagree			3%	3
Not Applicable			44%	51
Total Responses				117
Intramural athletics				
Strongly Agree			3%	4
Agree			6%	7

16. How much did each of the following aspects of RSU contribute to your personal growth?		Response Percent	Response Total
Undecided		8%	9
Disagree		5%	6
Strongly Disagree		3%	4
Not Applicable		74%	86
Total Responses			116
Intercollegiate athletics			
Strongly Agree		7%	8
Agree		3%	3
Undecided		8%	9
Disagree		5%	6
Strongly Disagree		3%	3
Not Applicable		75%	87
Total Responses			116
Research with a faculty member			
Strongly Agree		15%	17
Agree		19%	22
Undecided		8%	9
Disagree		3%	3
Strongly Disagree		3%	4
Not Applicable		53%	61
Total Responses			116
Theatre and the Arts			
Strongly Agree		11%	13
Agree		13%	15
Undecided		6%	7
Disagree		5%	6
Strongly Disagree		6%	7
Not Applicable		59%	69
Total Responses			117
Social action or social justice activities			
Strongly Agree		7%	8
Agree		15%	17
Undecided		11%	13
Disagree		7%	8
Strongly Disagree		7%	8

16. How much did each of the following aspects of RSU contribute to your personal growth?

Response
Percent

Response
Total

Not Applicable



54%

63

Total Responses

117

17. Which of the following best describes what you are currently doing?

Response
Percent

Response
Total

Employed full time



67%

80

Employed part time



5%

6

Self-employed



2%

2

Serving in the U.S. Armed Forces



0%

0

Continuing my education



2%

2

Employed and continuing my education



2%

3

Caring for family members



4%

5

Unemployed



4%

5

Other



14%

17

Total Responses

120

18. How helpful was RSU's Career Center in acquiring your first job after graduation?

Response
Percent

Response
Total

Very helpful



8%

9

Somewhat helpful



7%

8

Not at all helpful



38%

44

I didn't know RSU had a Career Center



45%

52

I have not had a job since graduating from RSU.



3%

3

Total Responses

116

19. What was your annual salary/income in the first job you held after college?

Response
Percent

Response
Total

I have had no job.



4%

5

\$9,999 or less



8%

9

\$10,000 to \$14,999



9%

11

\$15,000 to \$19,999



6%

7

\$20,000 to \$29,999



24%

28

\$30,000 to \$39,999



24%

28

\$40,000 to \$49,999



11%

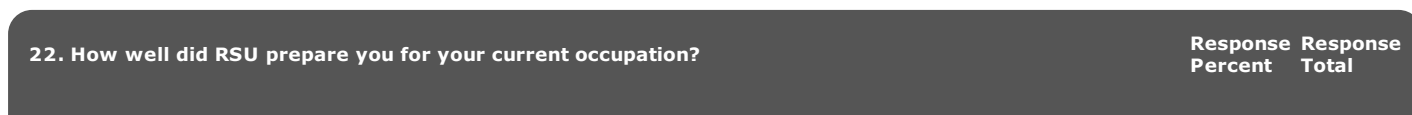
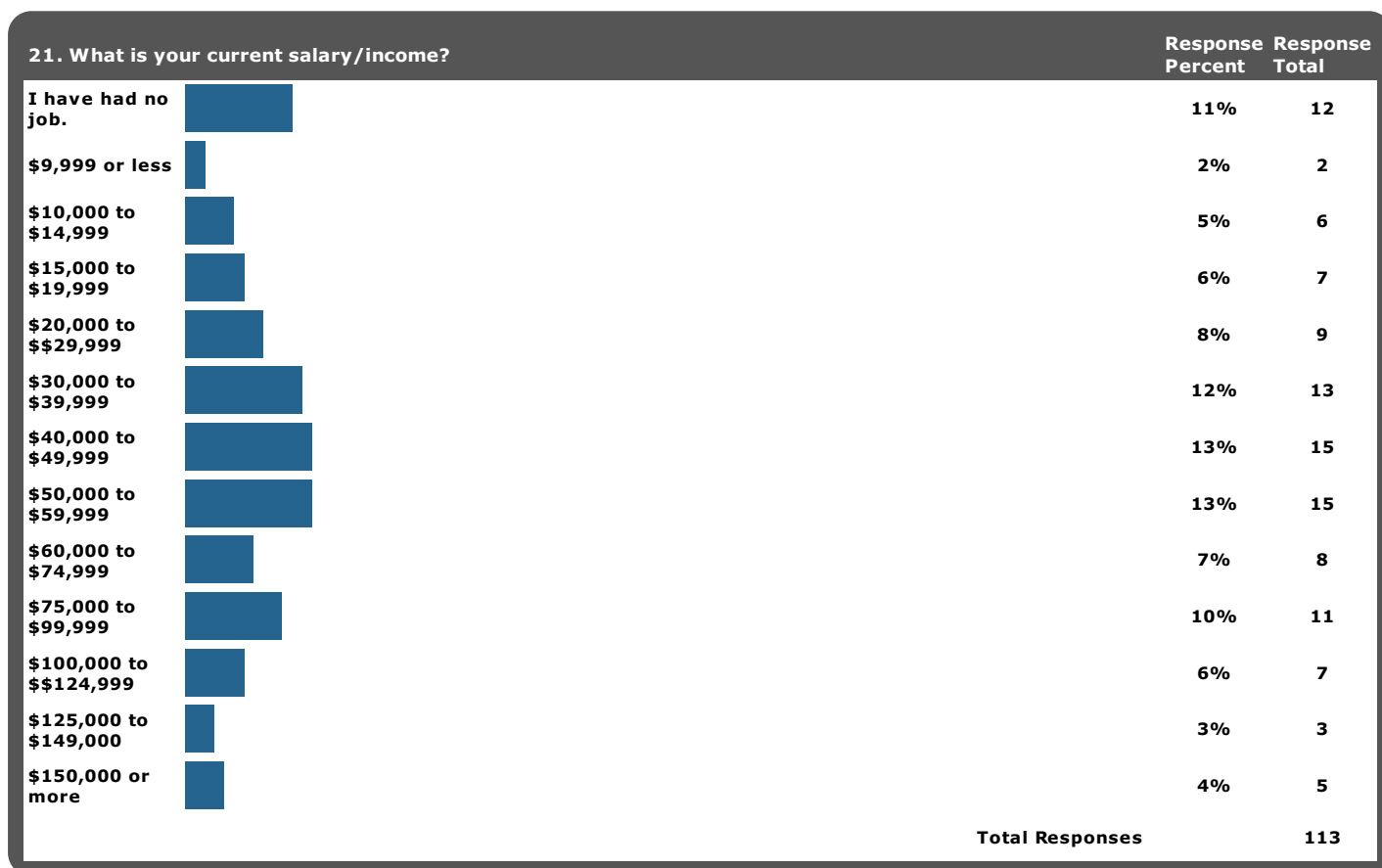
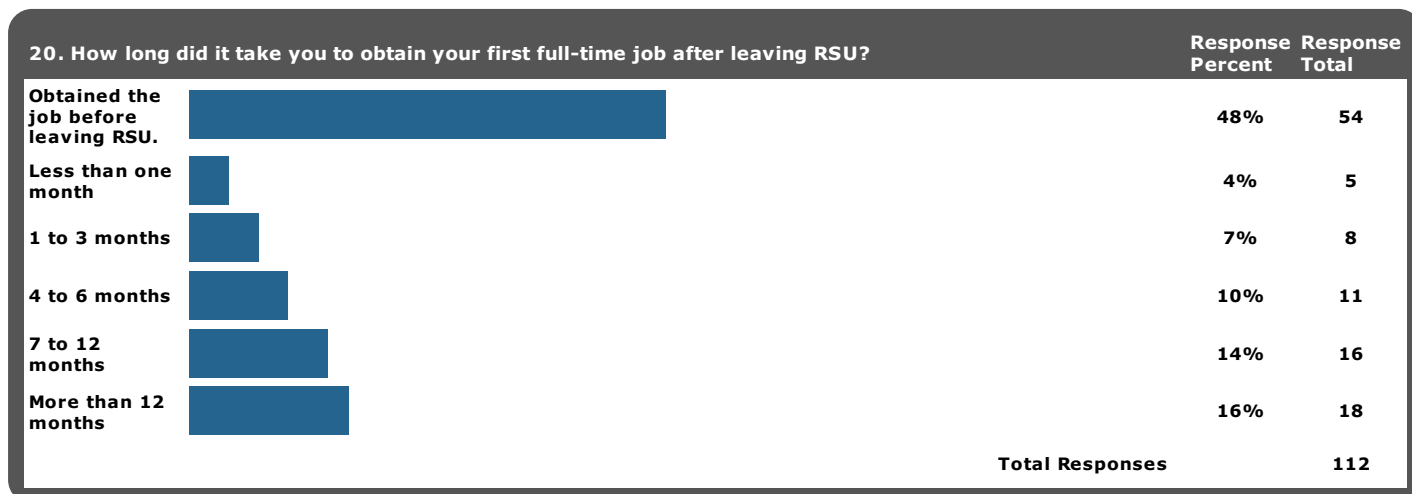
13

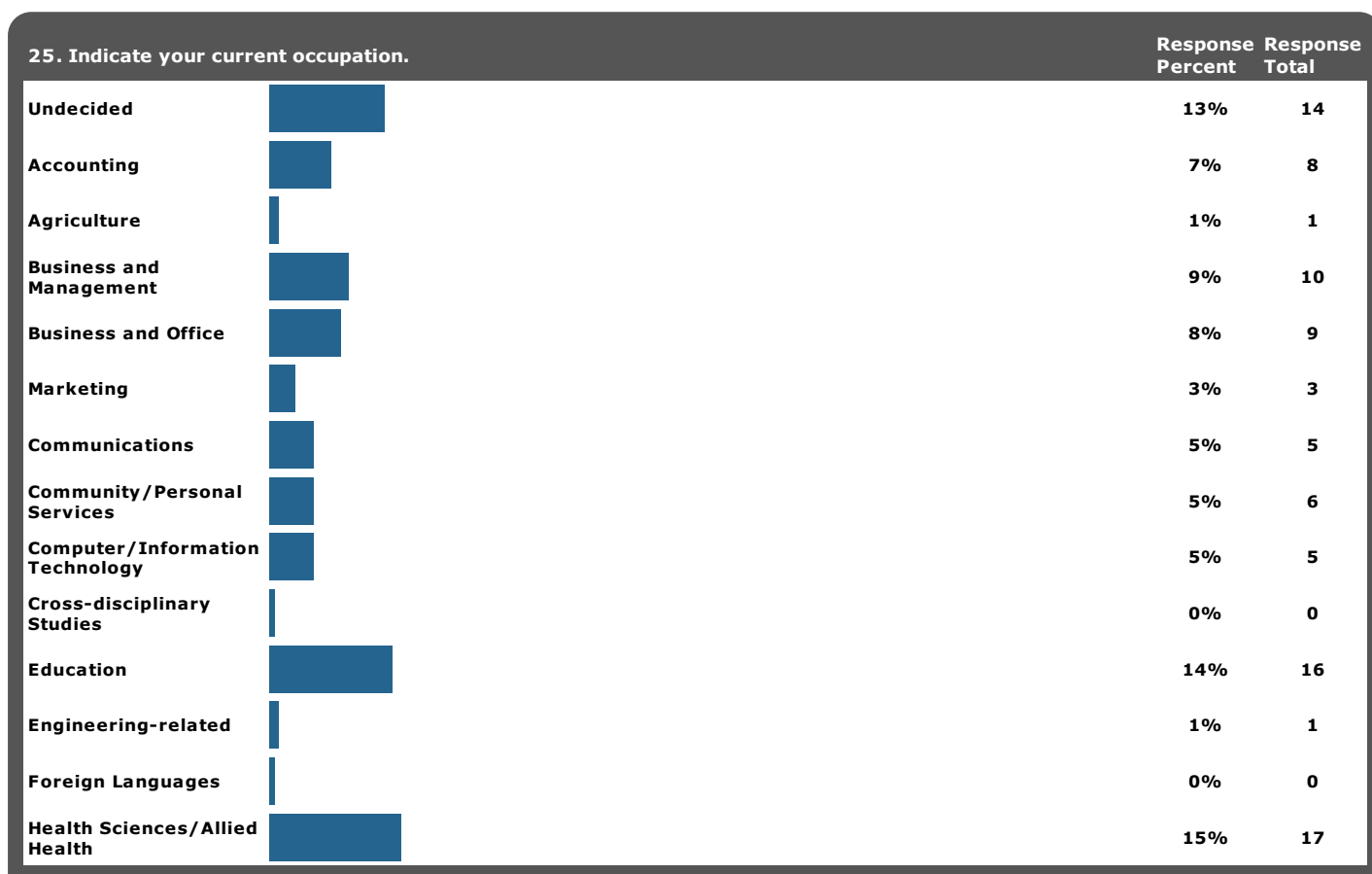
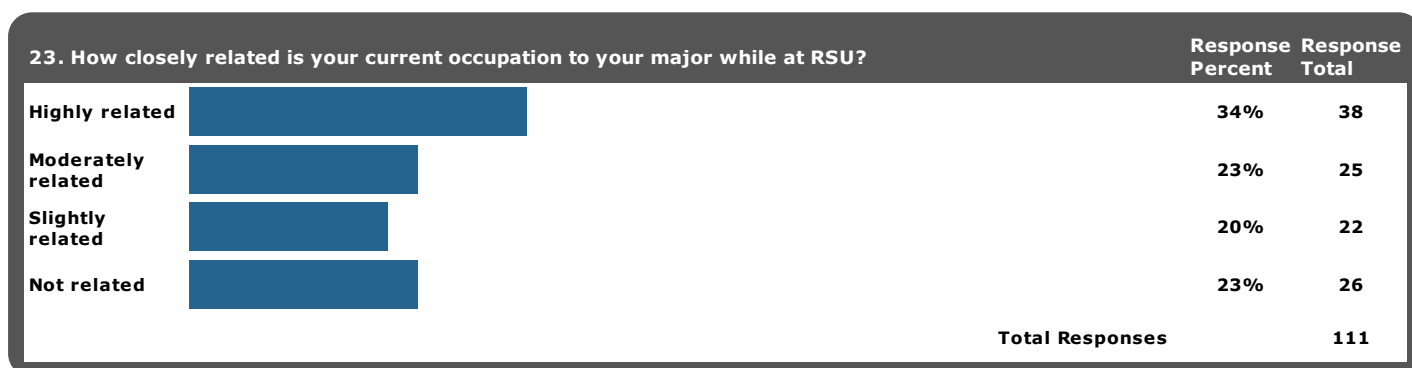
\$50,000 to \$59,999



7%

8




















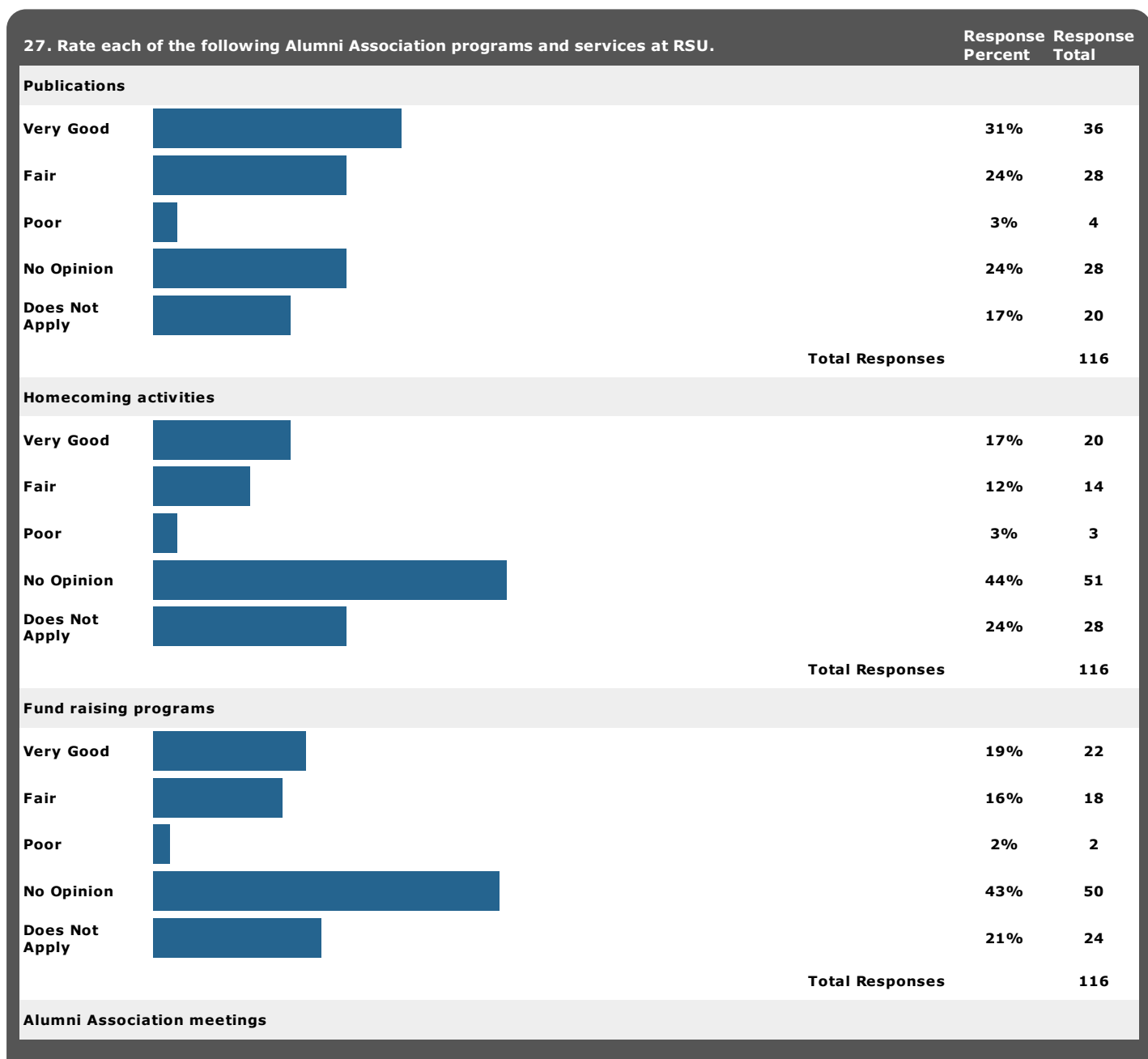


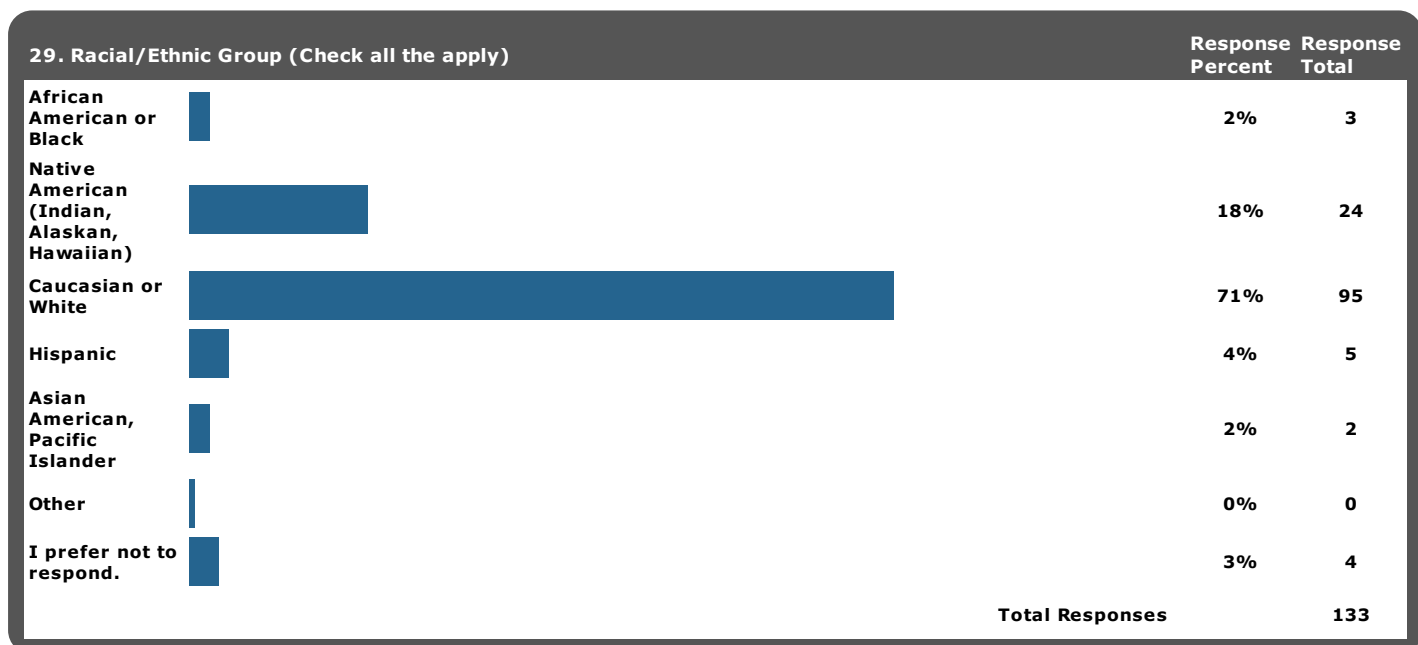
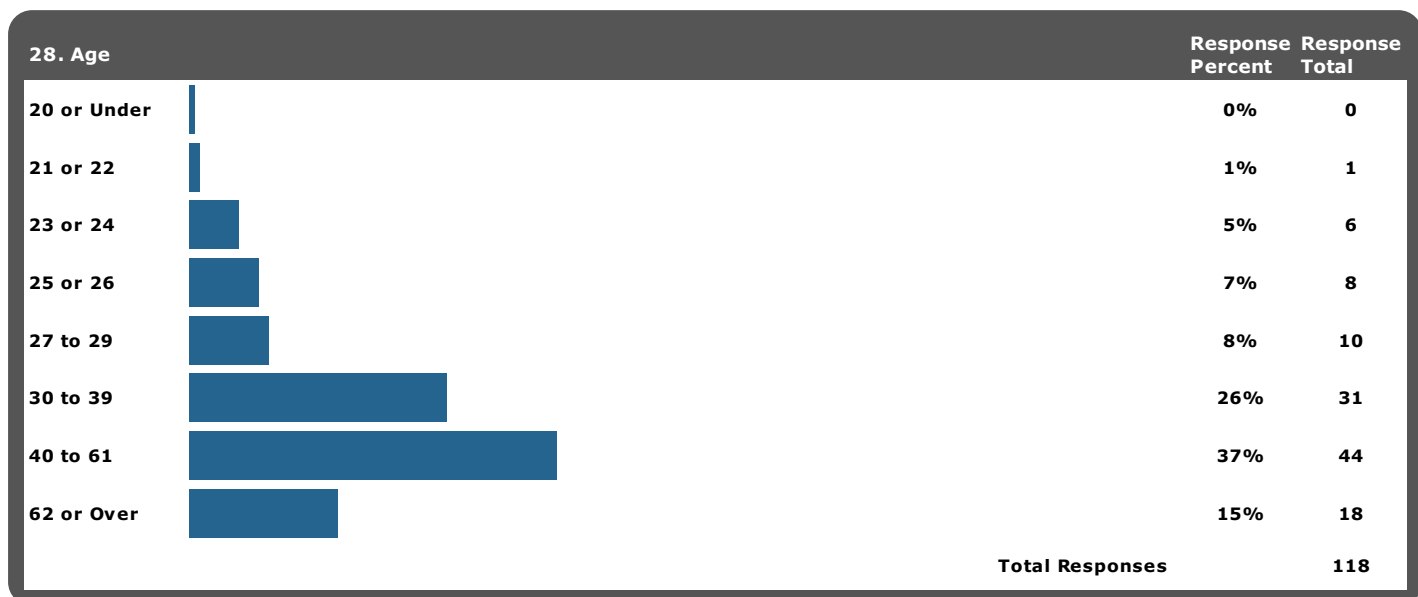

25. Indicate your current occupation.

		Response Percent	Response Total
Journalism		0%	0
Mathematics or Statistics		0%	0
Philosophy, Religion, Theology		1%	1
Sciences (Biological and Physical)		1%	1
Social Sciences		4%	4
Trade and Industrial		7%	8
Visual/Performing Arts		2%	2
Total Responses			111



26. Additional Questions








		Response Percent	Response Total
I am interested in participating in RSU alumni trips			
Strongly Agree		5%	6
Agree		11%	13
Undecided		46%	54
Disagree		21%	25
Strongly Disagree		17%	20
Total Responses			118
I am interested in attending alumni dinners and social events			
Strongly Agree		10%	12
Agree		38%	45
Undecided		30%	35
Disagree		14%	17
Strongly Disagree		8%	9
Total Responses			118
I am interested in community volunteer opportunities			
Strongly Agree		8%	10
Agree		20%	24
Undecided		34%	40
Disagree		21%	25
Strongly Disagree		16%	19
Total Responses			118
I am interested in alumni reunions			
Strongly Agree		9%	11
Agree		28%	33















30. Gender		Response Percent	Response Total
Total Responses			117

31. What was your primary enrollment status when you attended RSU?		Response Percent	Response Total
Full-time student		78%	93
Part-time student		22%	26
Total Responses			119

32. How many years did you attend RSU?		Response Percent	Response Total
1 year		2%	2
2 Years		19%	22
3 Years		23%	27
4 Years		28%	33
5 Years		17%	20
6 Years		4%	5
7 Years or More		7%	8
Total Responses			117

33. Where do you currently live?		Response Percent	Response Total
In Northeast Oklahoma		85%	99
In Oklahoma but not Northeast Oklahoma		5%	6
In another U.S. state		10%	12
In another country		0%	0
Total Responses			117

34. What is/was the highest level of education of your father?		Response Percent	Response Total
Less than a high school degree		13%	15
High school degree or equivalent		43%	50
Some college		15%	17
Associate degree		7%	8
Bachelor degree		14%	16
Masters degree		6%	7
Doctorate or professional degree		3%	3

34. What is/was the highest level of education of your father?		Response Percent	Response Total
Total Responses			116

35. What is/was the highest level of education of your mother?		Response Percent	Response Total
Less than a high school degree	<div></div>	7%	8
High school degree or equivalent	<div></div>	39%	46
Some college	<div></div>	19%	22
Associate degree	<div></div>	12%	14
Bachelor degree	<div></div>	16%	19
Masters degree	<div></div>	5%	6
Doctorate or professional degree	<div></div>	2%	2
Total Responses			117

36. If you are employed, may we contact your current employer to conduct an employer survey?		Response Percent	Response Total
Yes	<div></div>	25%	27
No	<div></div>	75%	81
Total Responses			108