








2018 RSU Alumni Survey






3. How many years has it been since you last attended Rogers State University?

		Response Percent	Response Total
Less than a year		23%	26
1 year		18%	21
2 years		24%	27
3 years		19%	22
4 years		10%	11
5 or more years		6%	7
Total Responses			114

4. At which locations did you take your RSU classes? (please check all that apply)

		Response Percent	Response Total
Bartlesville		11%	21
Claremore		57%	108
Pryor		4%	8
Online		28%	54
Total Responses			191






























5. When was the last time you visited an RSU campus?

		Response Percent	Response Total
Less than a month ago		21%	24
1-6 months ago		22%	25
7 - 12 months ago		15%	17
Between 1 and 3 years ago		37%	42
4 years or more		5%	6
Total Responses			114






6. What was your major while at RSU?

		Response Percent	Response Total
Accounting, A.A.		1%	1
Applied Technology, A.A.S.		1%	1
Applied Technology, B.T.		1%	1
Biological Sciences, A.S.		2%	2
Biology, B.S.		5%	6
















6. What was your major while at RSU?

		Response Percent	Response Total
Business Administration, A.A.		0%	0
Business Administration, B.S.		21%	23
Business Administration, M.B.A.		2%	2
Business Information Technology, B.S.		1%	1
Communications, B.A.		4%	5
Community Counseling, B.S.		2%	2
Computer Science, A.S.		1%	1
Criminal Justice Studies, A.A.		0%	0
Elementary Education, A.A.		1%	1
Elementary Education, B.A. (through Cameron University)		0%	0
Emergency Medical Services, A.A.S.		2%	2
General Studies, B.G.S.		0%	0
History, B.A.		1%	1
Justice Administration, B.S.		5%	6
Liberal Art, B.A.		4%	4
Liberal Arts, A.A.		0%	0
M.B.A.		3%	3
Military History, B.A.		0%	0
Nursing, A.A.S.		7%	8
Nursing, B.S.		5%	6
Organizational Leadership, B.S.		6%	7
Physical Science, A.S.		0%	0
Public Affairs, B.A.		2%	2
Secondary Education, A.A.		2%	2
Social Science, B.S.		11%	12
Social Sciences, A.A.		1%	1
Sport Management, B.S.		6%	7
Visual Arts, B.F.A.		3%	3
Other		2%	2
Total Responses			112




7. What is your primary means of communication with RSU?

		Response Percent	Response Total
Internet/Website		18%	20
Alumni communication		7%	8
Personal contact with faculty or staff		25%	29
Know someone who attends		5%	6
Email		45%	51
Total Responses			114

8. Please answer the following questions candidly.

		Response Percent	Response Total
If I could start college over, I would choose to attend RSU.			
Strongly Agree		38%	43
Agree		42%	48
Uncertain		18%	20
Disagree		2%	2
Strongly Disagree		1%	1
Total Responses			114
If I could start college over, I would choose the same major.			
Strongly Agree		43%	49
Agree		35%	40
Uncertain		14%	16
Disagree		5%	6
Strongly Disagree		3%	3
Total Responses			114
Regardless of the financial benefits, my college education has improved the quality of my life.			
Strongly Agree		57%	65
Agree		33%	38
Uncertain		7%	8
Disagree		3%	3
Strongly Disagree		0%	0
Total Responses			114

9. How does the quality of education provided at RSU compare with other colleges?

		Response Percent	Response Total
Better		32%	37
About the same		34%	39
Worse		5%	6

9. How does the quality of education provided at RSU compare with other colleges?

Response
Percent

Response
Total

Unable to
judge

28%

32

Total Responses

114

10. How much did your education at RSU contribute to your personal growth in each of the following areas?

Response
Percent

Response
Total

Ability to acquire and evaluate information

Very Much

73%

83

Somewhat

27%

31

Very Little

0%

0

Total Responses

114

Ability to analyze and integrate knowledge

Very Much

72%

82

Somewhat

28%

32

Very Little

0%

0

Total Responses

114

Ability to develop perspectives and and understanding of the human experience

Very Much

61%

70

Somewhat

36%

41

Very Little

3%

3

Total Responses

114

Ability to communicate effectively in writing

Very Much

61%

69

Somewhat

33%

38

Very Little

6%

7

Total Responses

114

Ability to speak effectively

Very Much

57%

65

Somewhat

38%

43

Very Little

5%

6

Total Responses

114

11. Indicate whether each of the following was a major source, minor source, or not a source of funds for your college education.

Response
Percent

Response
Total

Parents or relatives

Major Source

17%

19

Minor Source






















21%

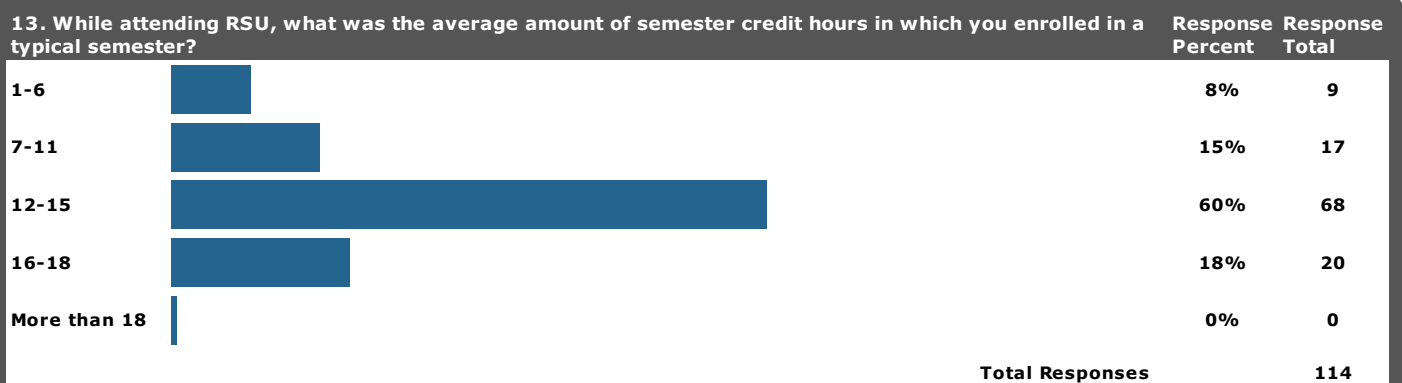
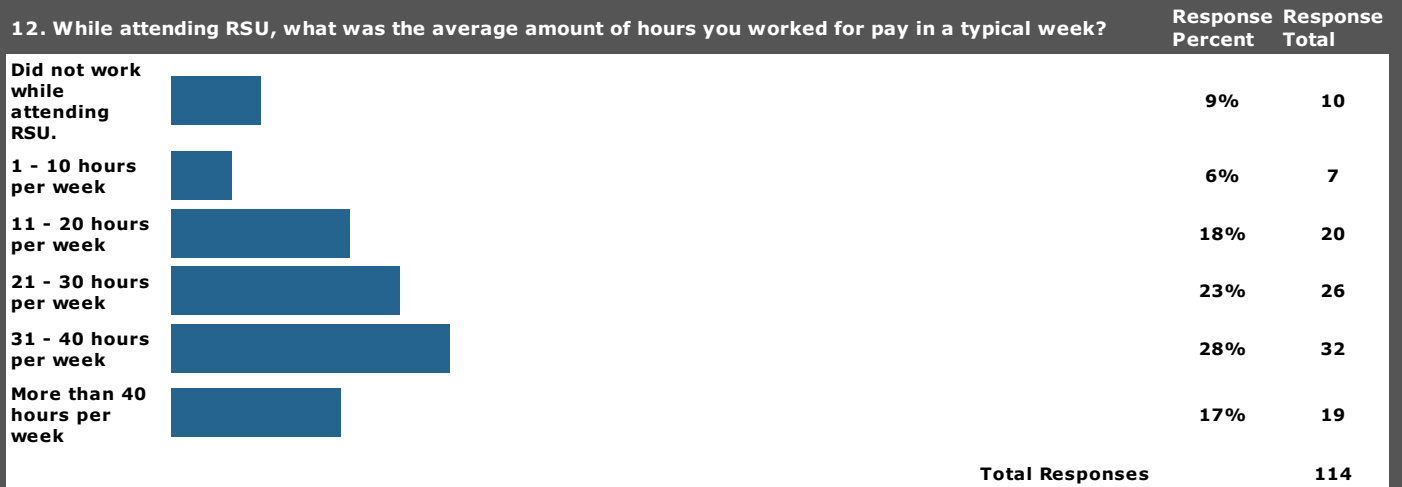
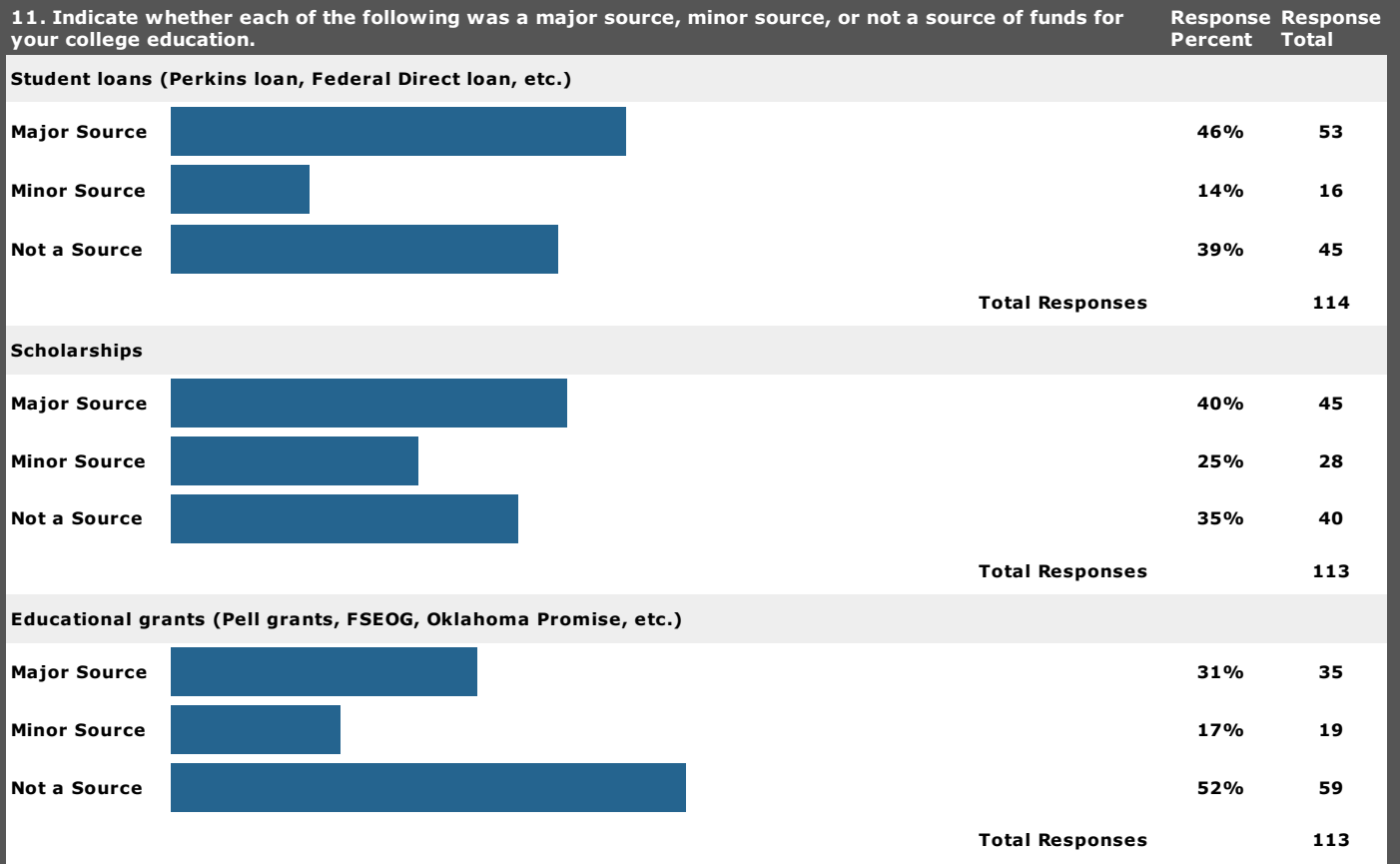
24

Not a Source













62%

70














11. Indicate whether each of the following was a major source, minor source, or not a source of funds for your college education.			Response Percent	Response Total
Total Responses				113
Personal savings				
Major Source			18%	20
Minor Source			32%	36
Not a Source			51%	58
Total Responses				114
Summer employment				
Major Source			16%	18
Minor Source			27%	30
Not a Source			58%	65
Total Responses				113
Employment year-round				
Major Source			44%	50
Minor Source			27%	30
Not a Source			29%	33
Total Responses				113
Employment at RSU				
Major Source			8%	9
Minor Source			17%	19
Not a Source			75%	85
Total Responses				113
Spouse				
Major Source			9%	10
Minor Source			12%	13
Not a Source			80%	90
Total Responses				113
VA benefits				
Major Source			4%	4
Minor Source			2%	2
Not a Source			95%	107
Total Responses				113
Social Security benefits				
Major Source			0%	0
Minor Source			1%	1
Not a Source			99%	112
Total Responses				113
























































14. What were your primary reasons for attending RSU? (Please select all that apply.)

		Response Percent	Response Total
Cost		18%	69
Admission standards		4%	15
Size		13%	53
University culture		3%	13
Location		23%	92
Programs/Majors available		18%	69
Academic Reputation		4%	14
Availability of Scholarship or Financial Aid		8%	33
Advice of parents or relatives		3%	13
Advice of high school counselors or others		1%	5
To be with my friends		1%	4
Other		4%	14
Total Responses			394

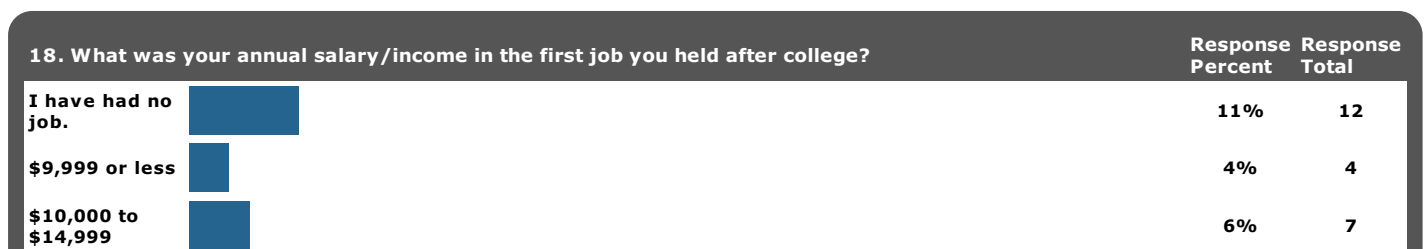
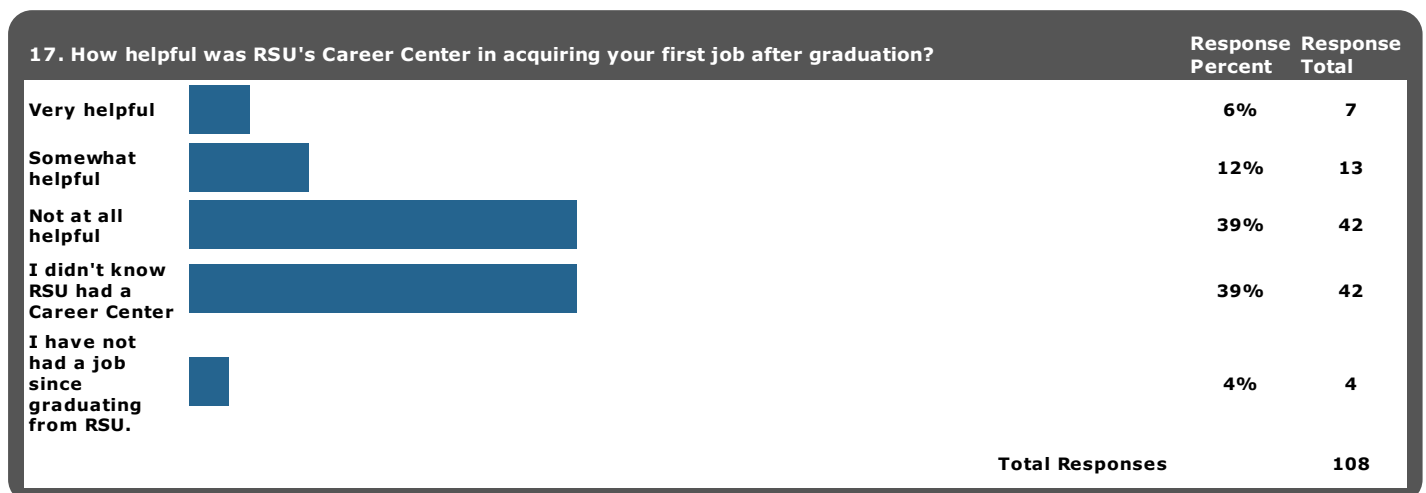
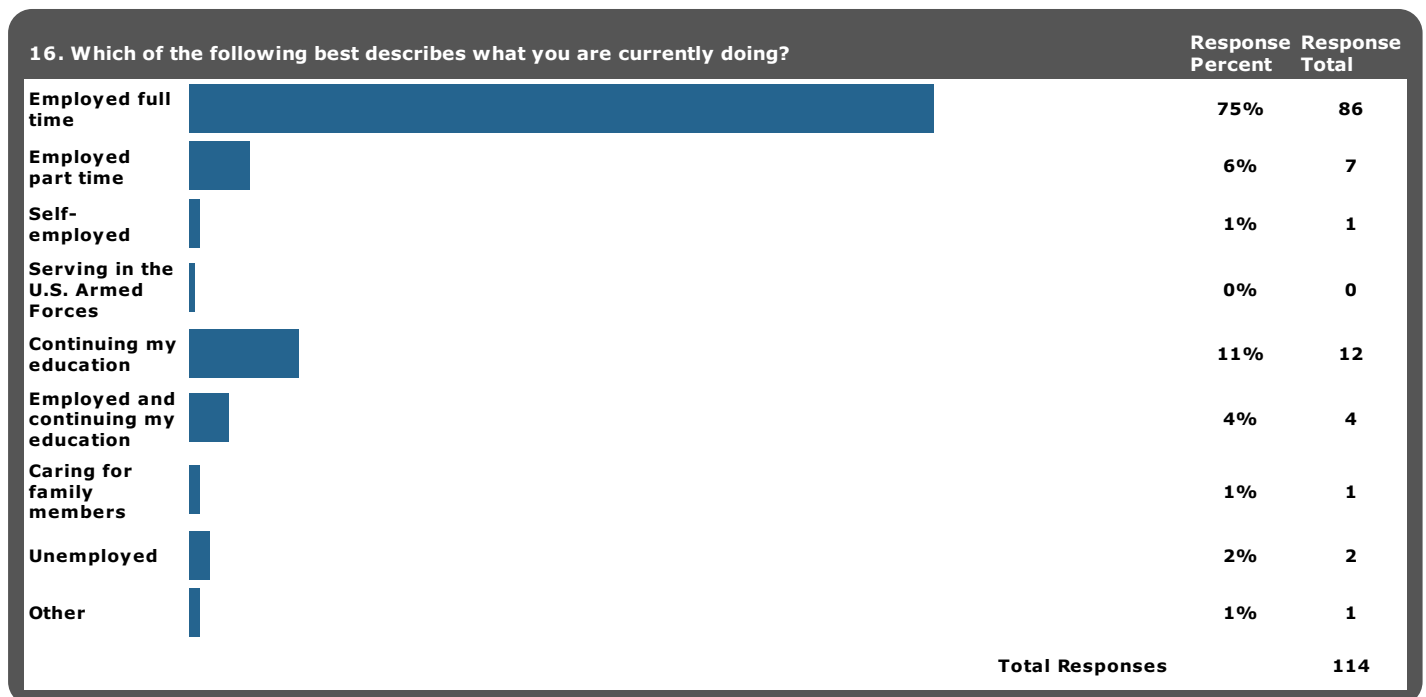
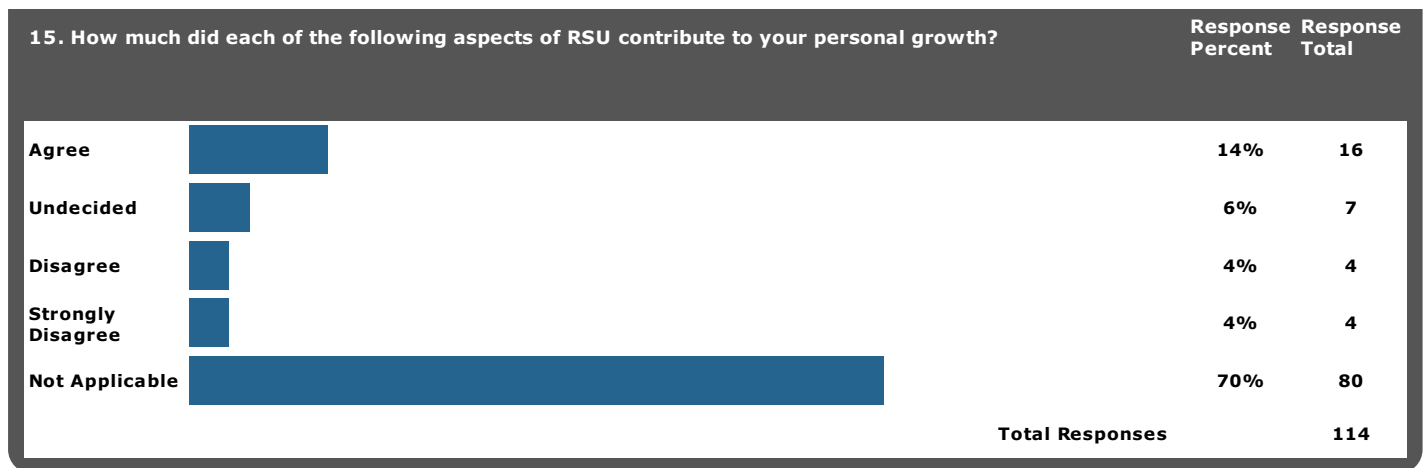
15. How much did each of the following aspects of RSU contribute to your personal growth?

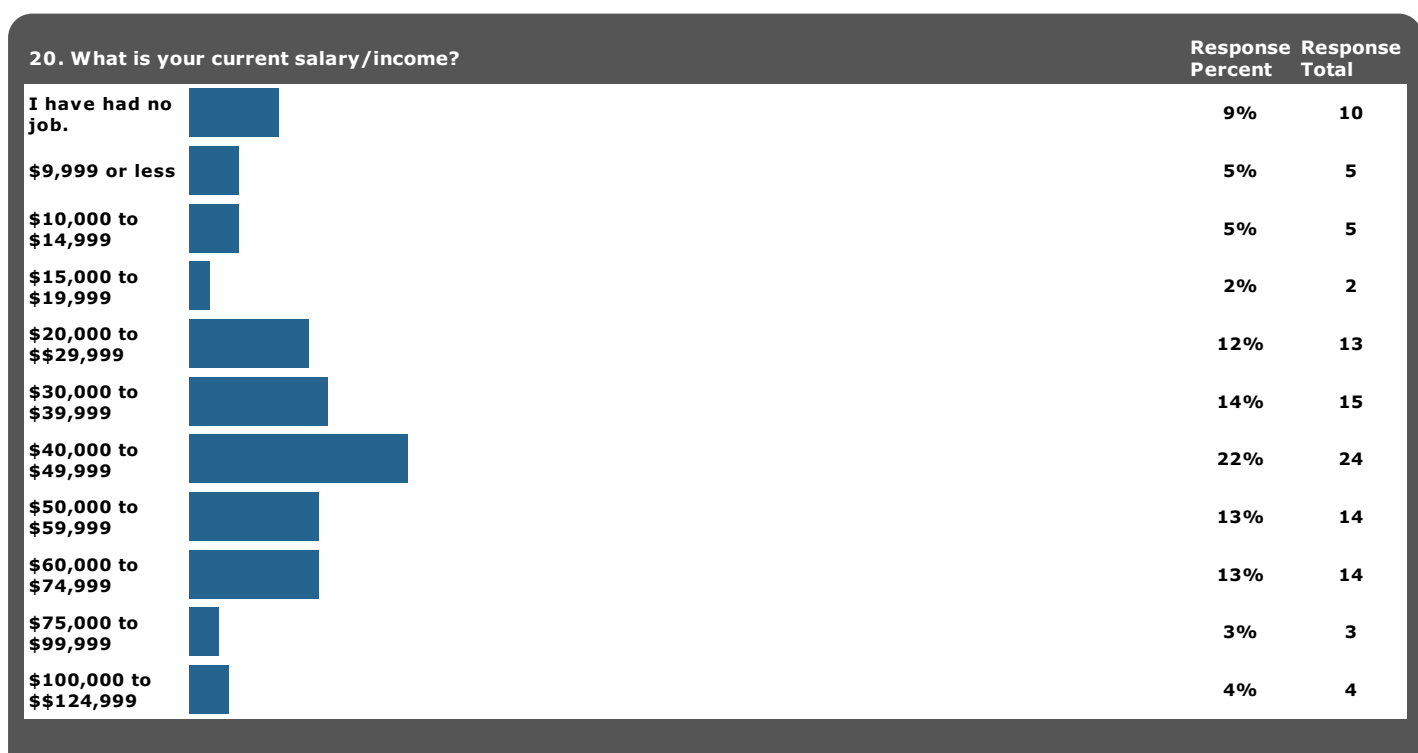
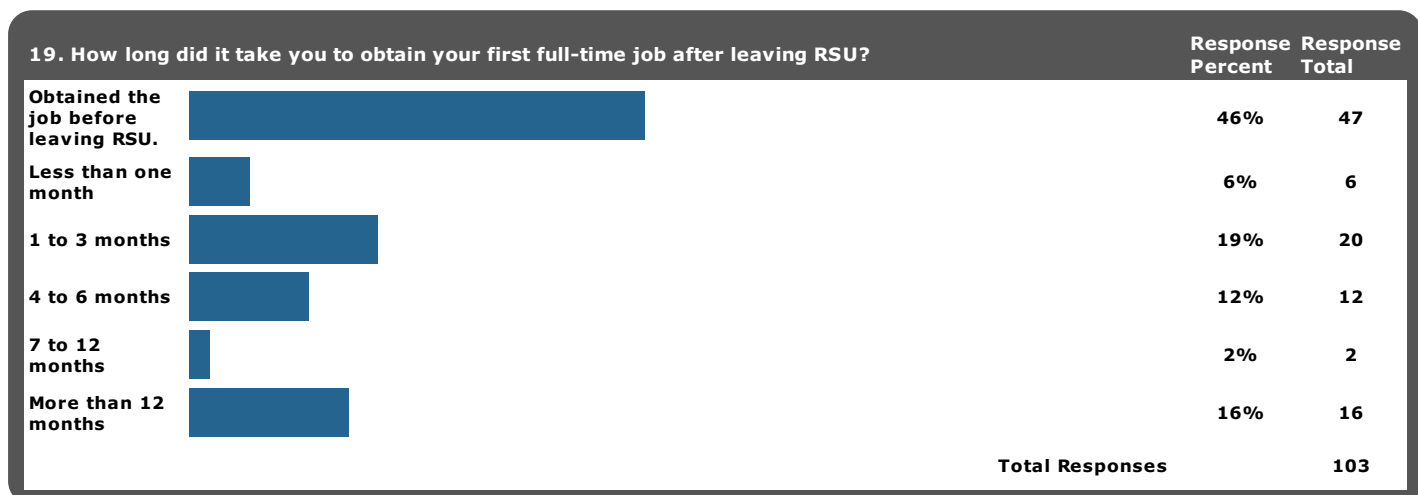
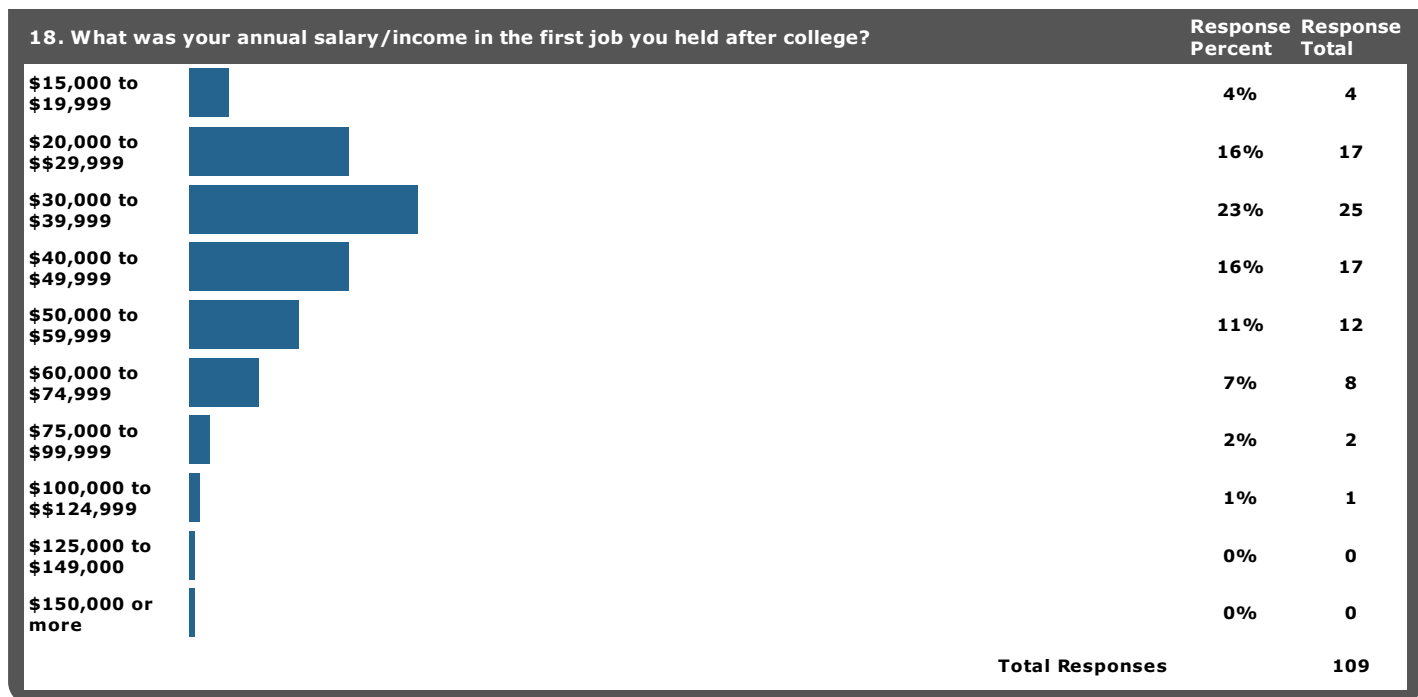
		Response Percent	Response Total
General education courses (e.g., Comp I and II, College Algebra, History, etc.)			
Strongly Agree		15%	17
Agree		36%	41
Undecided		18%	20
Disagree		11%	13
Strongly Disagree		6%	7
Not Applicable		14%	16
Total Responses			114
Courses in my major			
Strongly Agree		63%	72
Agree		33%	38
Undecided		1%	1
Disagree		3%	3
Strongly Disagree		0%	0
Not Applicable		0%	0
Total Responses			114
Academic advising			
Strongly Agree		19%	22


15. How much did each of the following aspects of RSU contribute to your personal growth?		Response Percent	Response Total
Agree		35%	40
Undecided		15%	17
Disagree		18%	21
Strongly Disagree		5%	6
Not Applicable		7%	8
Total Responses			114
Career counseling			
Strongly Agree		4%	4
Agree		16%	18
Undecided		23%	26
Disagree		18%	20
Strongly Disagree		7%	8
Not Applicable		33%	38
Total Responses			114
Internships for academic credit			
Strongly Agree		14%	16
Agree		16%	18
Undecided		10%	11
Disagree		7%	8
Strongly Disagree		6%	7
Not Applicable		47%	54
Total Responses			114
Study Abroad/International experiences			
Strongly Agree		6%	7
Agree		1%	1
Undecided		9%	10
Disagree		4%	5
Strongly Disagree		1%	1
Not Applicable		79%	90
Total Responses			114
Service learning (service as a required part of a course)			
Strongly Agree		10%	11
Agree		15%	17
Undecided		7%	8





15. How much did each of the following aspects of RSU contribute to your personal growth?		Response Percent	Response Total
Disagree		4%	5
Strongly Disagree		2%	2
Not Applicable		62%	70
Total Responses			113
Community service (service not required as part of a course)			
Strongly Agree		17%	19
Agree		14%	16
Undecided		6%	7
Disagree		3%	3
Strongly Disagree		0%	0
Not Applicable		61%	69
Total Responses			114
Residential life (general experiences in the residence halls)			
Strongly Agree		13%	15
Agree		7%	8
Undecided		7%	8
Disagree		4%	5
Strongly Disagree		2%	2
Not Applicable		66%	75
Total Responses			113
Student government			
Strongly Agree		6%	7
Agree		6%	7
Undecided		9%	10
Disagree		6%	7
Strongly Disagree		3%	3
Not Applicable		70%	80
Total Responses			114
Student organizations and clubs			
Strongly Agree		12%	13
Agree		20%	23
Undecided		9%	10
Disagree		5%	6
Strongly Disagree		2%	2
Not Applicable		52%	59





15. How much did each of the following aspects of RSU contribute to your personal growth?			Response Percent	Response Total
Total Responses				113
Intramural athletics				
Strongly Agree			1%	1
Agree			4%	5
Undecided			7%	8
Disagree			4%	5
Strongly Disagree			0%	0
Not Applicable			83%	94
Total Responses				113
Intercollegiate athletics				
Strongly Agree			10%	11
Agree			2%	2
Undecided			6%	7
Disagree			4%	5
Strongly Disagree			0%	0
Not Applicable			78%	89
Total Responses				114
Research with a faculty member				
Strongly Agree			13%	15
Agree			18%	20
Undecided			6%	7
Disagree			4%	4
Strongly Disagree			1%	1
Not Applicable			59%	67
Total Responses				114
Theatre and the Arts				
Strongly Agree			3%	3
Agree			9%	10
Undecided			9%	10
Disagree			4%	4
Strongly Disagree			0%	0
Not Applicable			76%	87
Total Responses				114
Social action or social justice activities				
Strongly Agree			3%	3





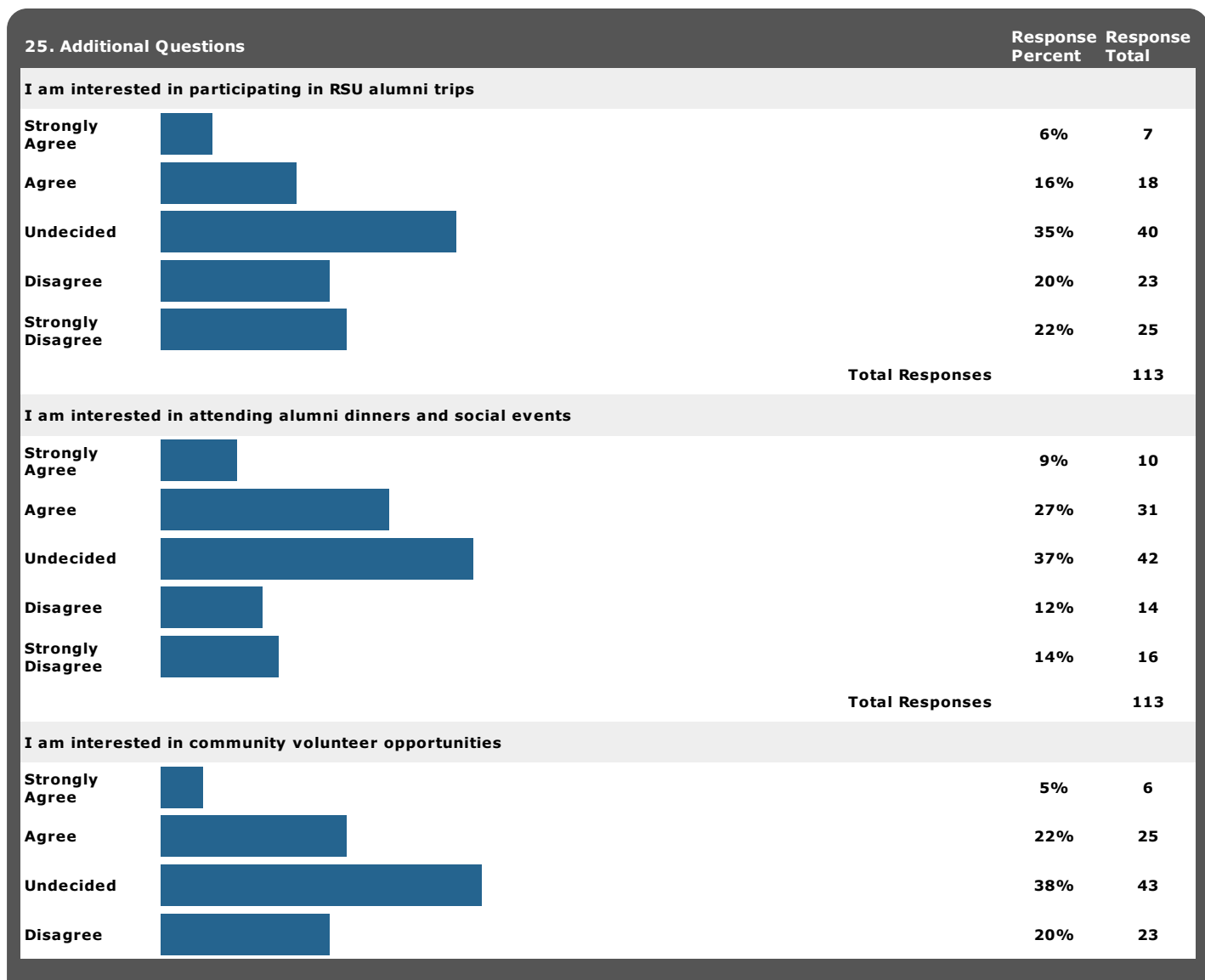
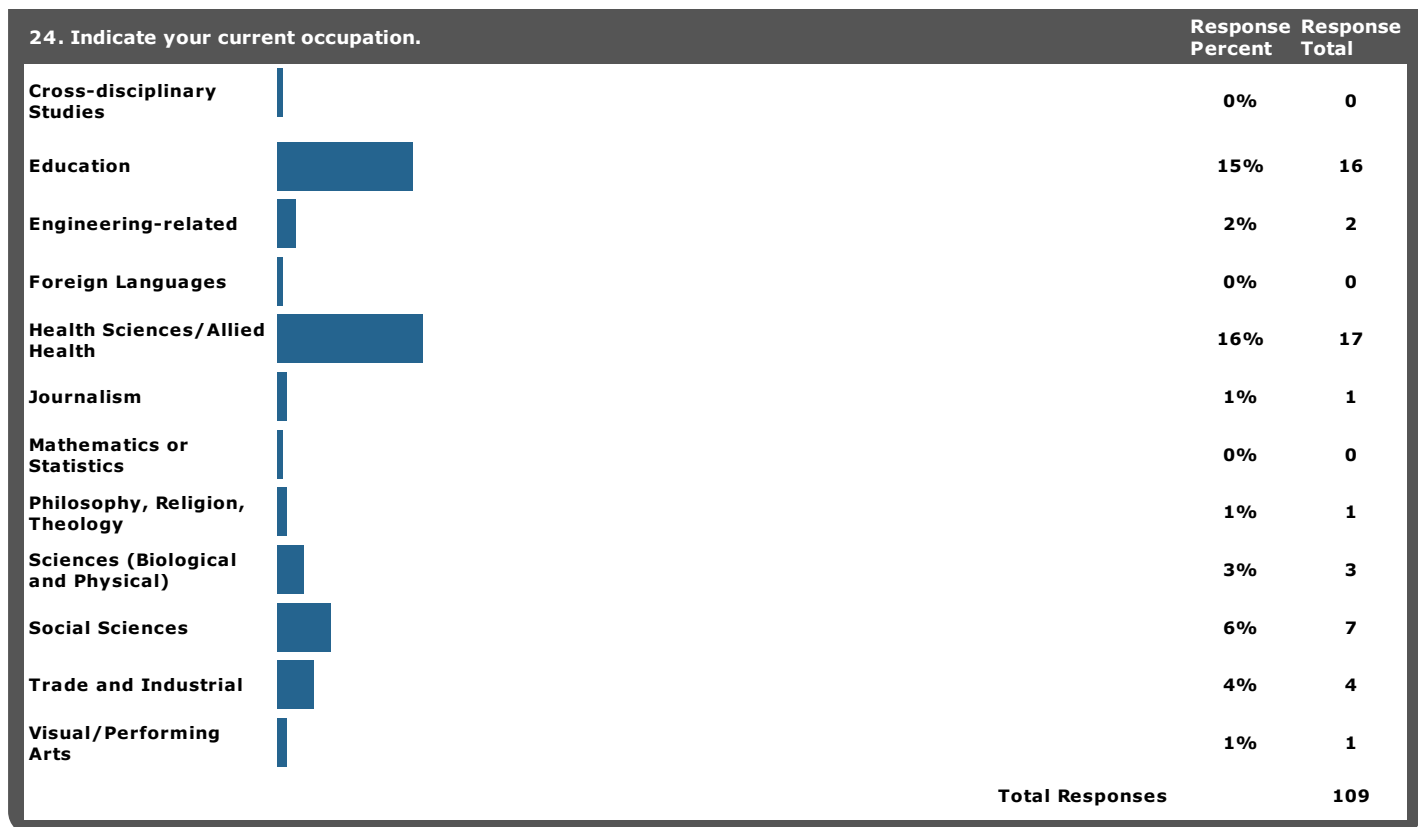
20. What is your current salary/income?		Response Percent	Response Total
\$125,000 to \$149,000		0%	0
\$150,000 or more		0%	0
Total Responses			109

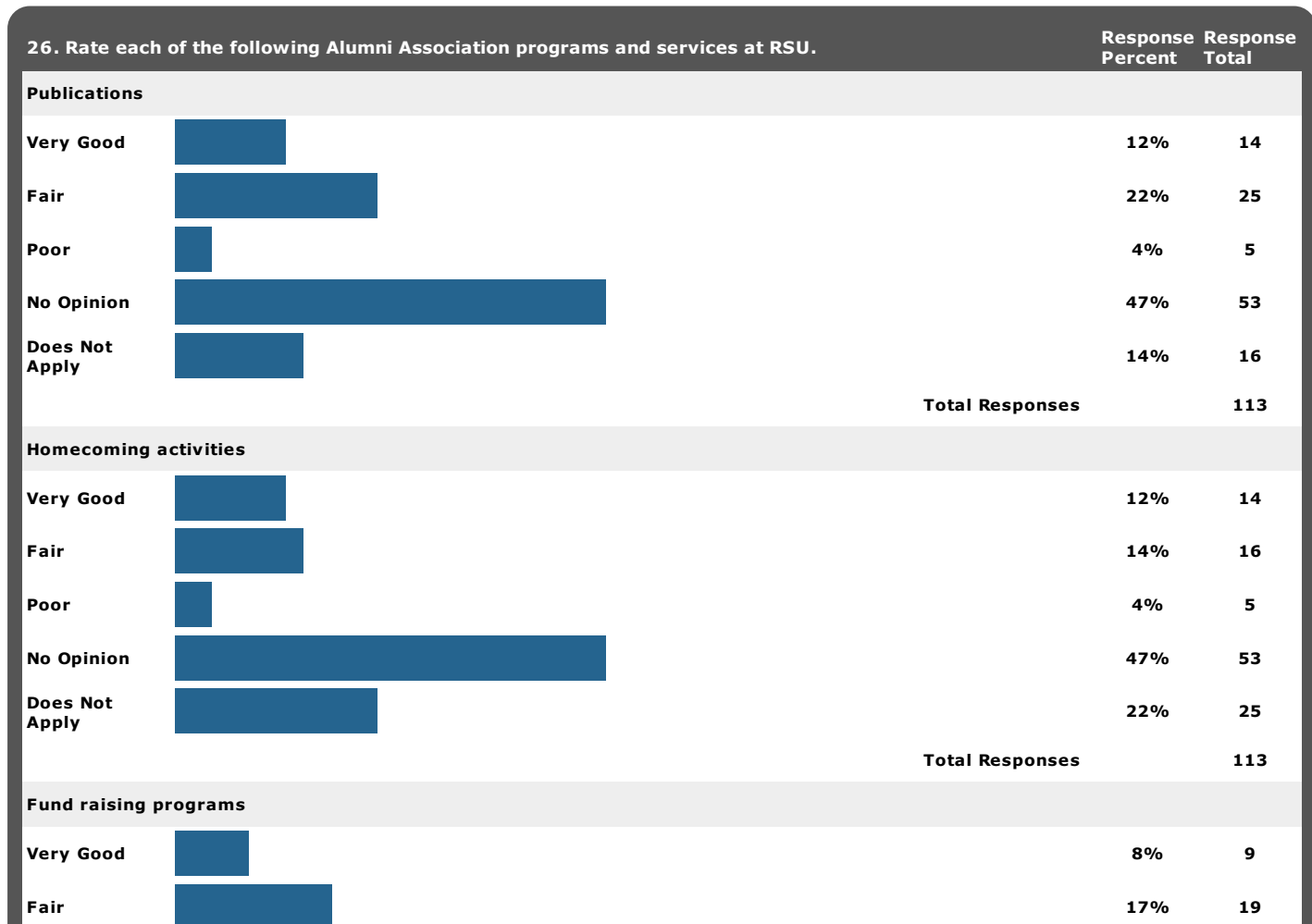
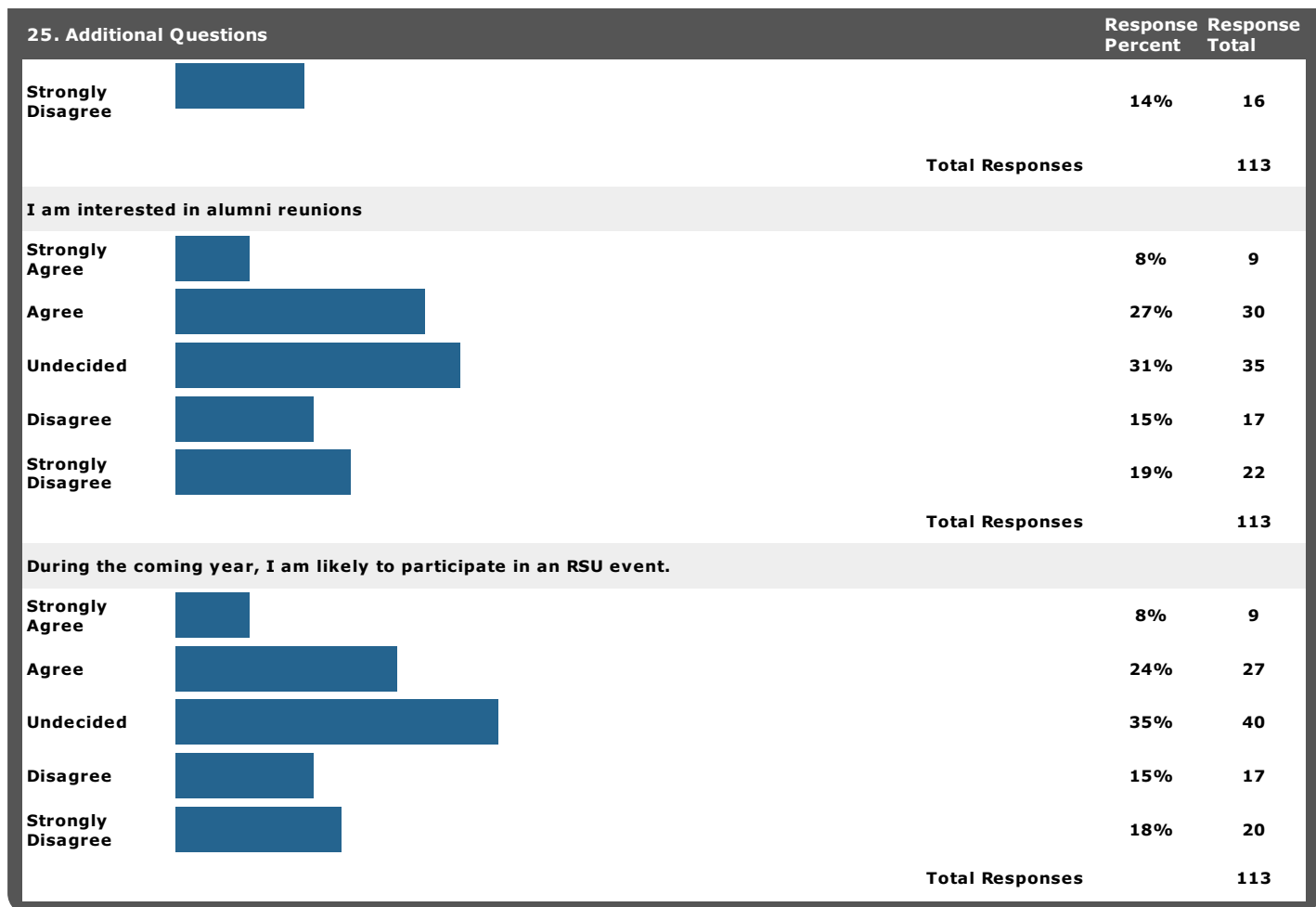
21. How well did RSU prepare you for your current occupation?		Response Percent	Response Total
Very well		39%	43
Adequately		50%	55
Poorly		5%	5
Not at all		7%	8
Total Responses			111

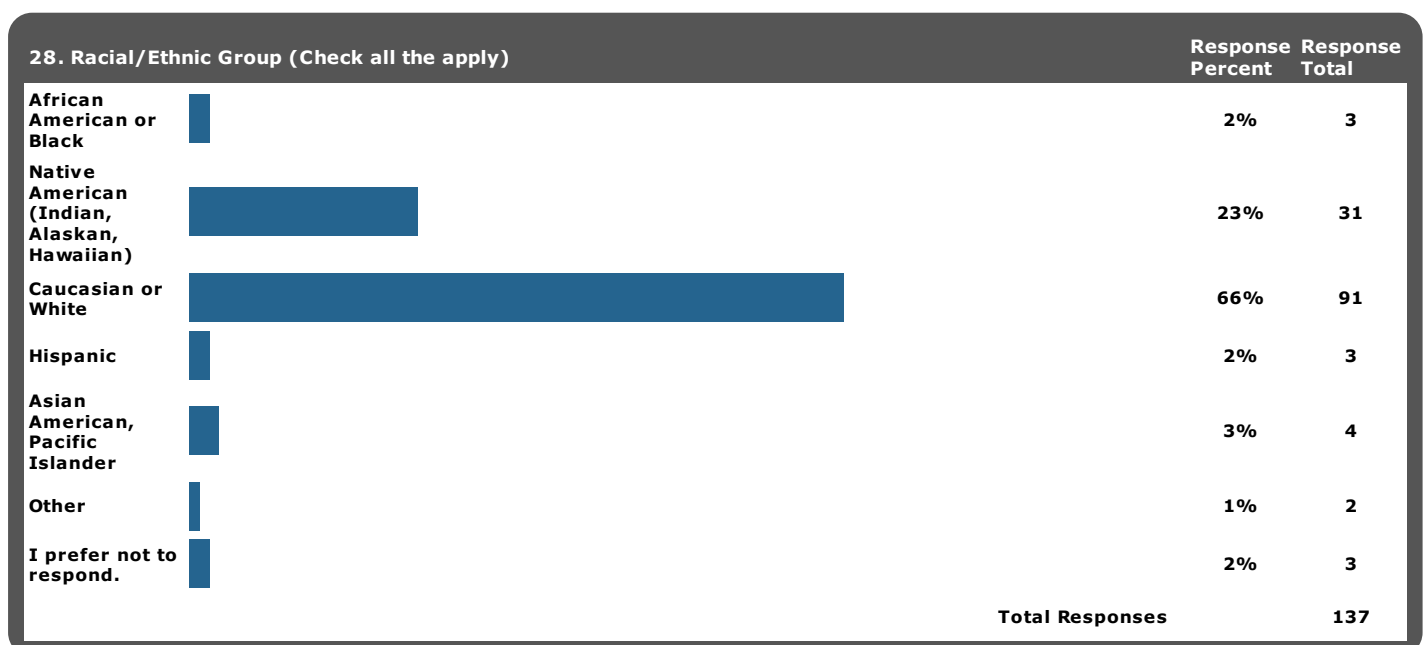
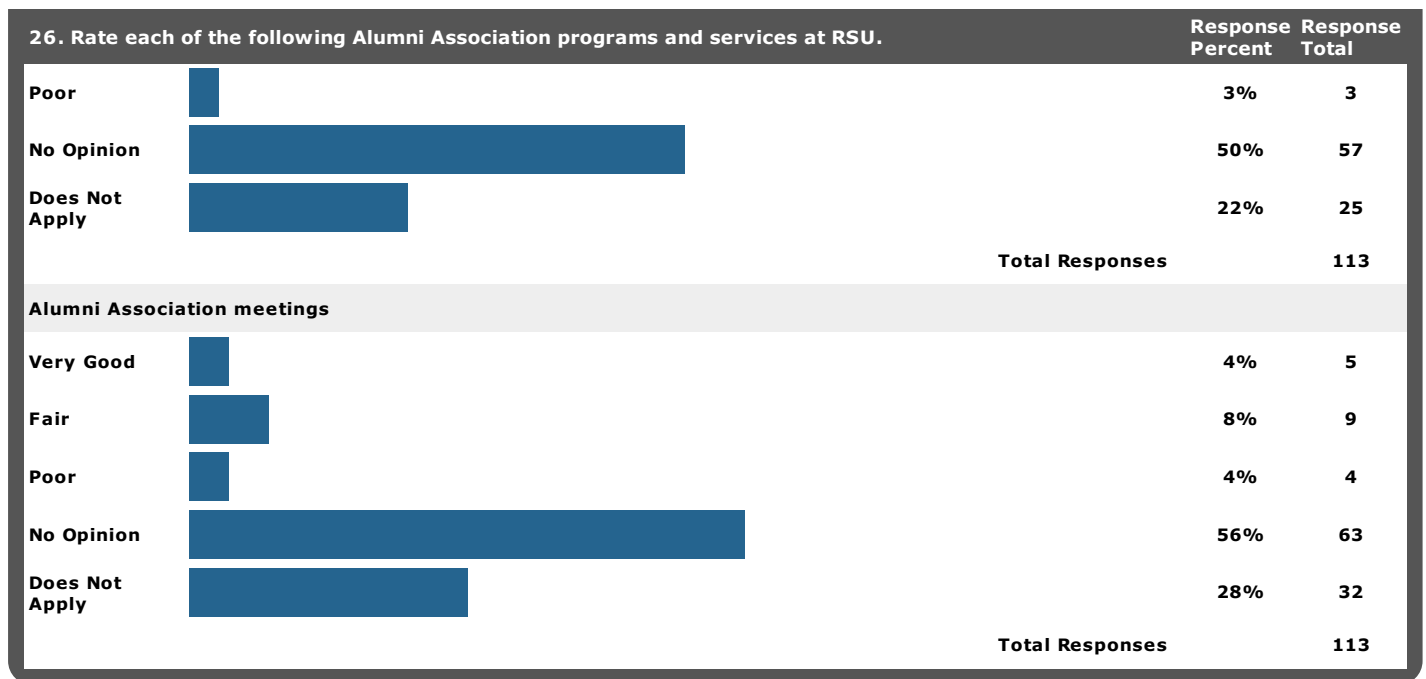
22. How closely related is your current occupation to your major while at RSU?		Response Percent	Response Total
Highly related		45%	50
Moderately related		25%	28
Slightly related		15%	17
Not related		14%	16
Total Responses			111

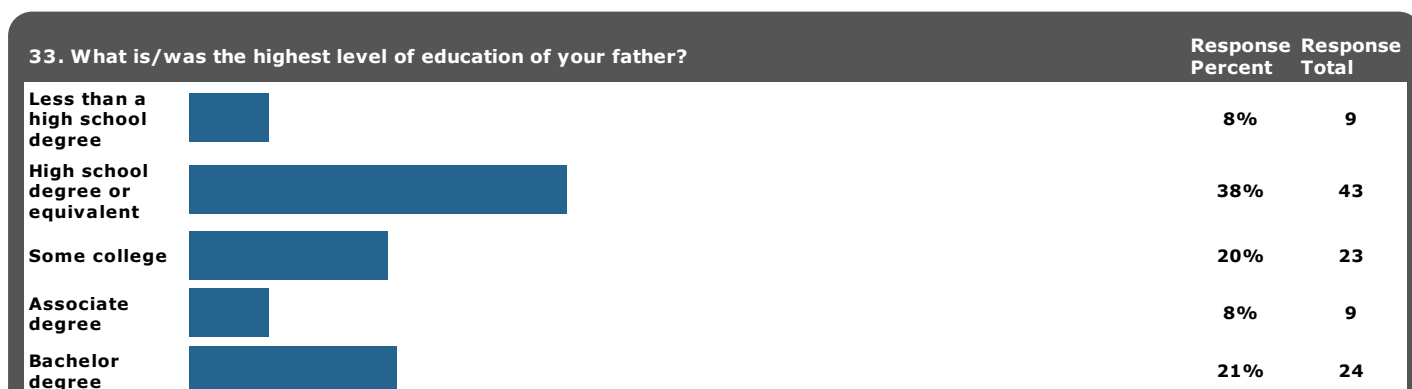
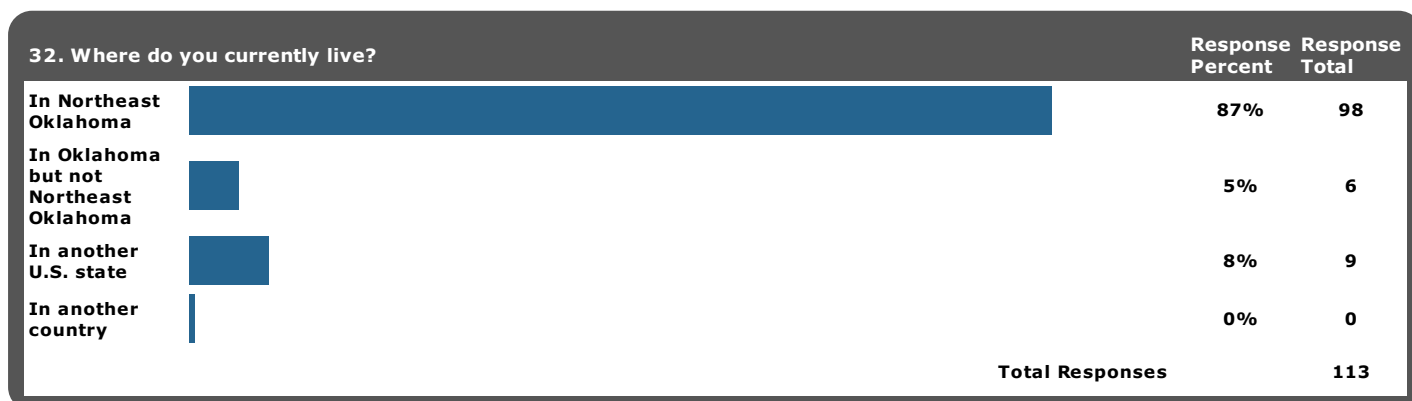
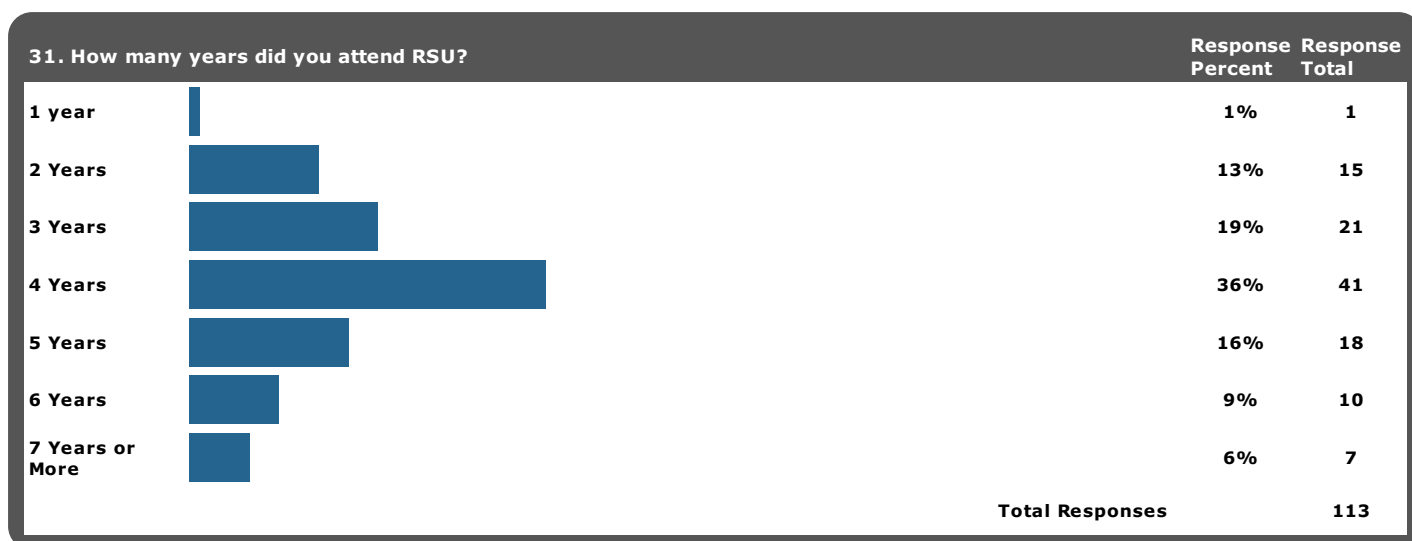

23. Do you currently feel under-employed?		Response Percent	Response Total
Yes		35%	38
No		65%	72
Total Responses			110

24. Indicate your current occupation.		Response Percent	Response Total
Undecided		7%	8
Accounting		7%	8
Agriculture		1%	1
Business and Management		10%	11
Business and Office		9%	10
Marketing		6%	6
Communications		3%	3
Community/Personal Services		6%	7
Computer/Information Technology		3%	3
















33. What is/was the highest level of education of your father?

		Response Percent	Response Total
Masters degree		4%	4
Doctorate or professional degree		2%	2
Total Responses			114

34. What is/was the highest level of education of your mother?

		Response Percent	Response Total
Less than a high school degree		4%	5
High school degree or equivalent		31%	35
Some college		24%	27
Associate degree		13%	15
Bachelor degree		25%	28
Masters degree		3%	3
Doctorate or professional degree		1%	1
Total Responses			114

35. If you are employed, may we contact your current employer to conduct an employer survey?

		Response Percent	Response Total
Yes		19%	20
No		81%	86
Total Responses			106