

STEPS FOR STUDENTS

1. Referral to 1098tforms.com - Student Page
2. Student enters validating data (SS#, First/Last Name)
3. Student creates username and password
4. Student completes Validate Email address process
5. Student **OPTS IN** to receive 1098-T PDF form
6. Student can save, print or email PDF form
7. If Student does not **OPT IN**, forms are postmarked before January 31st.

1098TFORMS.COM

HOME

RETURNING STUDENT LOGIN

EDUCATOR LOGIN

PRODUCTS

ABOUT US

**HEY, COLLEGE
STUDENTS!**

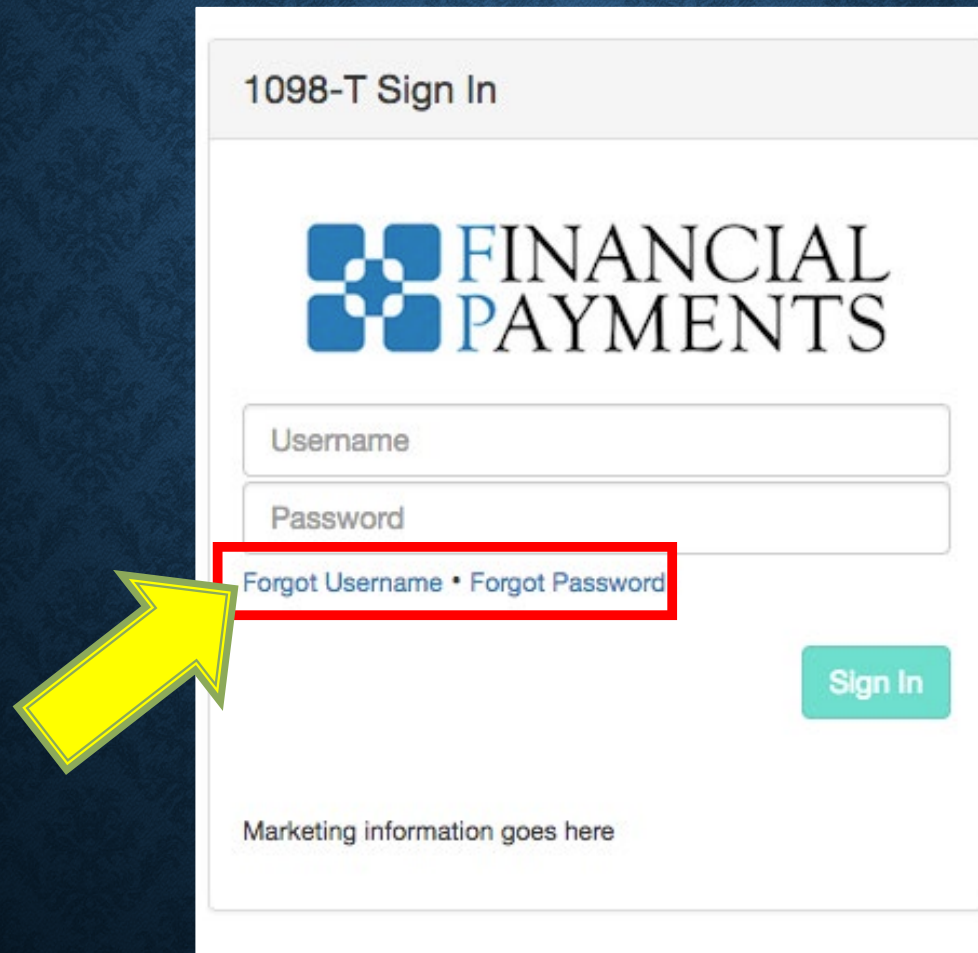
**ENROLL AND DOWNLOAD
YOUR 1098-T IRS FORM.**

> > TO STUDENT ENROLLMENT PAGE




1098-T SIGN IN

Returning student with forgotten login information



1098-T Sign In

 FINANCIAL
PAYMENTS

Username

Password

[Forgot Username • Forgot Password](#)

Sign In

Marketing information goes here

A yellow arrow points from the bottom left towards the 'Forgot Username • Forgot Password' link, which is highlighted with a red rectangular border.

1098-T STUDENT EXPERIENCE


Student Setup

PLEASE VERIFY YOUR STUDENT INFORMATION

First Name	Last Name	Social Security Number
<input type="text" value="First Name"/>	<input type="text" value="Last Name"/>	<input type="text" value="Social Security Number"/>

Q: How will my information be used?
A:The information you provide will be used to determine that you have a valid 1098-T record within our system in accordance with our privacy policy.

Q: What if a record is not found after clicking the Verify Information link?
A: If your information is not found, please try again at a later time or contact your college's business office.



1098-T STUDENT EXPERIENCE

Student Setup

VERIFICATION SUCCESSFUL

Verification Successful! Complete your enrollment below:

First Name

Shara

Last Name

Winwright

Social Security Number

.....

Email Address

Email Address

Username

Username

Password

Password

Confirm Password

Confirm Password

*Passwords must contain at least one number and one uppercase letter and be at least 8 characters

Enroll Now

1098-T STUDENT EXPERIENCE

If student's record is not in the system...

VERIFY YOUR STUDENT INFORMATION

Your student information is not yet on file for the tax year. Contact the business office if the problem persists.

First Name	Last Name	Social Security Number
Student	DoesntExist	204-88-2402

Q: How will my information be used?
A:The information you provide will be used to determine that you have a valid 1098-T record within our system in accordance with our privacy policy.

Q: What if a record is not found after clicking the Verify Information link?
A: If your information is not found, please try again at a later time or contact your college's business office.

Need Help? [Click Here for instructions.](#)

Verify Information

1098-T STUDENT EXPERIENCE

Student Setup

EMAIL VERIFICATION



1. An email from “No-reply@verificationemail.com” was sent to your account. Open the email and please **CLICK** the **VERIFY EMAIL** Link.
2. A “Registration has been successful” pop-up screen will appear. Please close it, return to this screen and follow directions below.
3. If you DID NOT receive an email, please **CLICK HERE** to receive a new email.

FINAL STEP FOR ENROLLMENT

1. After successfully **VERIFYING EMAIL**, **CLICK HERE** to access 1098-T Sign-In page.

1098-T STUDENT EXPERIENCE



no-reply@verificationemail.com

1098-T Account Verification



Thank you for creating a 1098-T User account!

We received your request to create your new user account for Financial Payments' 1098-T Tax Form Distribution service. Your account has been created.

To finalize your new account, please verify that this email address is valid by clicking the link below:

[Verify Email](#)



Once your email is confirmed you will be able to login under your new account. If you have any questions regarding this new account please contact your local 1098-T system administrator.

1098-T STUDENT EXPERIENCE



Your 1098-T Solution

Your registration has been confirmed!

1098-T STUDENT EXPERIENCE

Student Setup

EMAIL VERIFICATION

1. An email from “No-reply@verificationemail.com” was sent to your account. Open the email and please CLICK the VERIFY EMAIL Link.
2. A “Registration has been successful” pop-up screen will appear. Please close it, return to this screen and follow directions below.
3. If you DID NOT receive an email, please CLICK HERE to receive a new email.


FINAL STEP FOR ENROLLMENT



1. After VERIFYING EMAIL, log-In to 1098tforms.com and retrieve 1098-T

1098-T STUDENT EXPERIENCE

1098-T Sign In



FINANCIAL
PAYMENTS

[Forgot Username](#) • [Forgot Password](#)

[Return to 1098TForms.com](#)

1098-T STUDENT EXPERIENCE

Student Portal

Sign Out

ELECTRONIC COMMUNICATION CONSENT

Q: Why should I elect to receive my 1098-T digitally?
A: Electronic delivery is immediate and more secure since you won't run the risk of a document with you SSN being lost in the mail.

Electronic Communication Consent


Online Service Electronic Communication Disclosure and Consent

Please review this document carefully and print a copy for your reference.

This Online Service Electronic Communication Disclosure and Consent ("Disclosure"), applies to all communications for those products and services offered through our 1098-T processing application.

Consent

By selecting "Accept", you represent that you have read and understand this Disclosure and that you affirmatively consent to receive all communications regarding the Services that are offered through our online service electronically as described herein. You are also confirming that you have the authority to consent on behalf of the person responsible for making payments to your Institution using the Services. You agree that we do not need to provide you with an additional paper (non-electronic) copy of the communications, unless specifically requested. You further agree that your computer satisfies the hardware and software requirements specified above and that you have provided us with a current e-mail address at which we may send electronic communications to you.

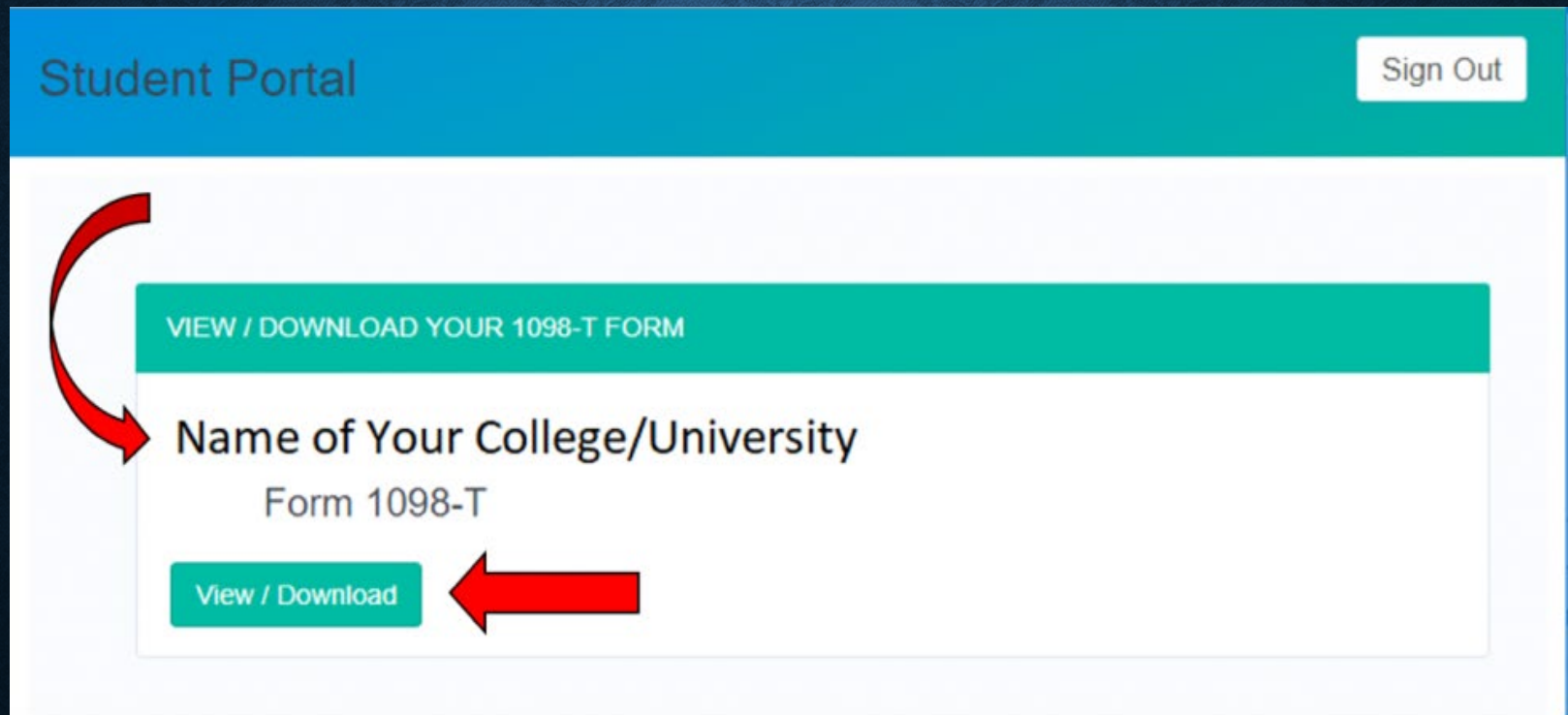


Agree

Disagree

COLLEGE GREEN

1098-T STUDENT EXPERIENCE



The screenshot displays the 'Student Portal' interface. At the top right, there is a 'Sign Out' button. Below the header, a teal bar contains the text 'VIEW / DOWNLOAD YOUR 1098-T FORM'. Underneath this bar, the text 'Name of Your College/University' and 'Form 1098-T' is shown. A teal button labeled 'View / Download' is positioned to the left of a red arrow pointing right. A large red curved arrow on the left side of the form area points from the top left towards the 'View / Download' button.

Student Portal

Sign Out

VIEW / DOWNLOAD YOUR 1098-T FORM

Name of Your College/University
Form 1098-T

View / Download