

COLLEGE OUTCOMES SURVEY

2012-2013

ROGERS STATE UNIVERSITY
Claremore, Oklahoma

Office of Accountability and Academics



College Outcomes Survey

Rogers State University is committed to improving its services to students and departments. To this end, RSU seeks information from its graduates regarding their college experience. The *ACT College Outcomes Survey*¹ was selected in 2010 to assess the importance of, progress toward, and university contribution to a variety of college outcomes. Additionally, student satisfaction with university programs and services was assessed, evaluating student perceptions in the following areas:

- Importance to attain outcomes
- Progress made toward attaining outcomes
- Views of required courses outside of major
- Agreement with statements about this college
- Personal growth since entering college
- College contribution to growth

Methodology

Surveys were mailed to 599 students applying for graduation during the 2012-2013 AY. A letter from the Registrar's Office accompanied the survey to inform impending graduates of RSU graduation requirements and protocols. A total of 94 surveys was returned for a 16% response rate. Participation was voluntary with no compensation.

Survey respondents were representative of the larger RSU impending graduate population in terms of gender, ethnicity, and race. A total of 69% of respondents were female, compared to 70% of females in the impending graduate population. Six percent of respondents were of Hispanic ethnicity, comparing to 4% in the RSU student population. RSU's mainframe database contains race and ethnicity data for this population collected using pre-2010 IPEDS standard with ethnicity and race combined, and the multi-racial student population was primarily Caucasian and Native American. Caucasian respondents (76%) and Native American respondents (13%) represented 89% of all respondents. African American respondents (1%) also paralleled the graduate population.

Over half (56%) of respondents were under age 25 compared to 38% of graduates in this age range. Higher participation rates among younger respondents also resulted in the *College Outcomes Survey* normative results. A total of 70% of respondents was completing a Bachelor's degree and 30% were completing an Associate degree. Nearly two-thirds (32%) of impending graduates re-enrolled at RSU in the next academic year.

¹ http://www.act.org/ess/survey_college_four.html

Findings

Mean item scores were reported for RSU, and national norms were provided as a benchmark. All items were rated on a five-point Likert-type scale with “5” representing strongest positive affect and “1” representing strongest negative affect. Data are summarized in the accompanying report presenting the top five and bottom five items for RSU in each of the six scale dimensions. Further, satisfaction with individual aspects of the institution are highlighted using an item gap analysis.

Comparing student perceptions of *progress toward attaining outcomes* with national norms, RSU’s top five items ranged from 3.85 to 3.97. These items included:

- #3. Learning to think and reason
- #7 Improving my writing skills
- #4 Locating, screening, and organization information
- #15 Becoming competent in my major
- #2. Developing problem-solving skills

No RSU item mean was at or below the mid-point of 3.0 (neutral opinion). The five items with the lowest means ranged from 3.10 to 3.26. These items are as follows:

- #23. Learning principles for conserving/improving the global environment
- #26. Understanding/applying math concepts/statistical reasoning
- #21 Learning about career options
- #19. Learning principles for improving physical/mental health
- #20 Developing effective job-seeking skills

Regarding College Outcomes for RSU compared to the national average, RSU met or exceeded the national average for five of nine items.

Item #		RSU Avg.	National Avg.
8	I am proud of my accomplishments at this college.	4.41	4.31
7	This college is equally supportive of all racial/ethnic groups.	4.20	4.04
1	This college has helped me meet the goals I came here to achieve.	4.15	4.15
5	This college is equally supportive of women and men.	4.14	4.14
4	I would recommend this college to others.	3.97	4.01
6	My experiences here have helped motivate me to make something of my life.	3.93	4.05
2	If choosing a college again, I would choose this one.	3.82	3.78
3	My experiences here have equipped me to deal with possible career changes.	3.64	3.82
9	This college welcomes/uses feedback from students to improve the college.	3.47	3.67

Results indicate that RSU students believe they have made progress toward attaining their college goals, have positive perceptions of the required courses outside of their majors, have experienced personal growth since entering RSU, are proud of their accomplishments at RSU, and would recommend the University to others. These results will be used to inform faculty, staff and administrators in strategic planning activities in academic and non-academic services.

Contact Information

Dr. Mary Millikin
Assistant Vice President
mmillikin@rsu.edu
(918) 343-7615

Michelle Canan
Research Analyst
mcanan@rsu.edu
(918) 343-7615

Cheryl Hakel
Associate Director
chakel@rsu.edu
(918) 343-7615

Suggested Citation

Office of Accountability and Academics, Rogers State University (2013). *ACT ESS College Outcomes Survey (COS)*. Iowa City, IA: Office of Accountability and Academics, Rogers State University.



The ACT Evaluation/Survey Service
For Educational Institutions and Agencies

ACT[™]

College Outcomes Survey (4-Year) Graphics Report
for
ROGERS STATE UNIVERSITY
Code: 3420

Prepared by ACT Survey Research Services
December 27, 2012

College Outcomes Survey (4-Year) Graphics Report

For

ROGERS STATE UNIVERSITY

Prepared by ACT Survey Research Services

12/27/12

This report contains pie charts and bar graphs for selected items for your college and for a national normative sample. For all Likert scale items (e.g., 5-point Satisfaction scale), data are displayed for your institution's top and bottom five items as well as the five items with the greatest and least differences for your institution in comparison with national normative data. Please note percentages may not add to 100 due to the effect of rounding.

The "National Norms" used in this report are based on 20,382 student records from 38 4-year postsecondary institutions that administered the ACT College Outcomes Survey between July 1, 2005 and June 30, 2010. Normative data of this type are often referred to as "user norms" because they simply represent a composite of the data obtained by a number of institutions that administered the instrument during a particular period of time. See the "Normative Data Report" for the College Outcomes Survey for more information concerning the nature of the national norms sample.

See the following contact information by related topic for further details or assistance.

Ordering Surveys

*ESS Customer Service
319/337-1893 (fax) 319/337-1467*

Survey Scanning and Reporting

*ESS Production Services
319/337-1186 (fax) 319/337-1578*

Discussing research related issues (e.g., sampling, subgroup selection, item construction, etc.), survey administration, specialized services and materials

*Survey Research Services
319/337-1098 (fax) 319/341-2650*

Using report results for accreditation, outcomes assessment, and effectiveness measures

*Educational Services
800/294-7027
outcomes@act.org*

<http://www.act.org/ess/>

*ACT
500 ACT Drive
P.O. Box 168
Iowa City, IA 52243-0168*

Table of Contents

<i>Section I, Item C: Age</i>	<i>1</i>
<i>Section I, Item F: Sex</i>	<i>2</i>
<i>Section I, Item G: Hispanic Ethnicity</i>	<i>3</i>
<i>Section I, Item H: Race</i>	<i>4</i>
<i>Section I, Item K: Enrollment Plans for Next Academic Year</i>	<i>5</i>
<i>Section I, Item L: Educational Degree Now Pursuing</i>	<i>6</i>
<i>Section II, College Outcomes, A: Importance to Attain Outcomes: Top & Bottom 5 Items</i>	<i>7</i>
<i>Section II, College Outcomes, A: Progress Made Toward Attaining Outcomes: Top/Btm 5 Items</i> ...	<i>8</i>
<i>Section II, College Outcomes, B: Views of Required Courses Outside of Major</i>	<i>9</i>
<i>Section II, College Outcomes, C: Agreement with Statements about this College</i>	<i>10</i>
<i>Section II, College Outcomes, D: Personal Growth: Top & Bottom 5 Items</i>	<i>11</i>
<i>Section II, College Outcomes, D: College Contribution: Top & Bottom 5 Items</i>	<i>12</i>
<i>Section III, Satisfaction with Aspects of this College: Top & Bottom 5 Items</i>	<i>13</i>
<i>Section III, Satisfaction with Aspects of this College: Largest Positive/Negative Differences</i>	<i>14</i>

ROGERS STATE UNIVERSITY

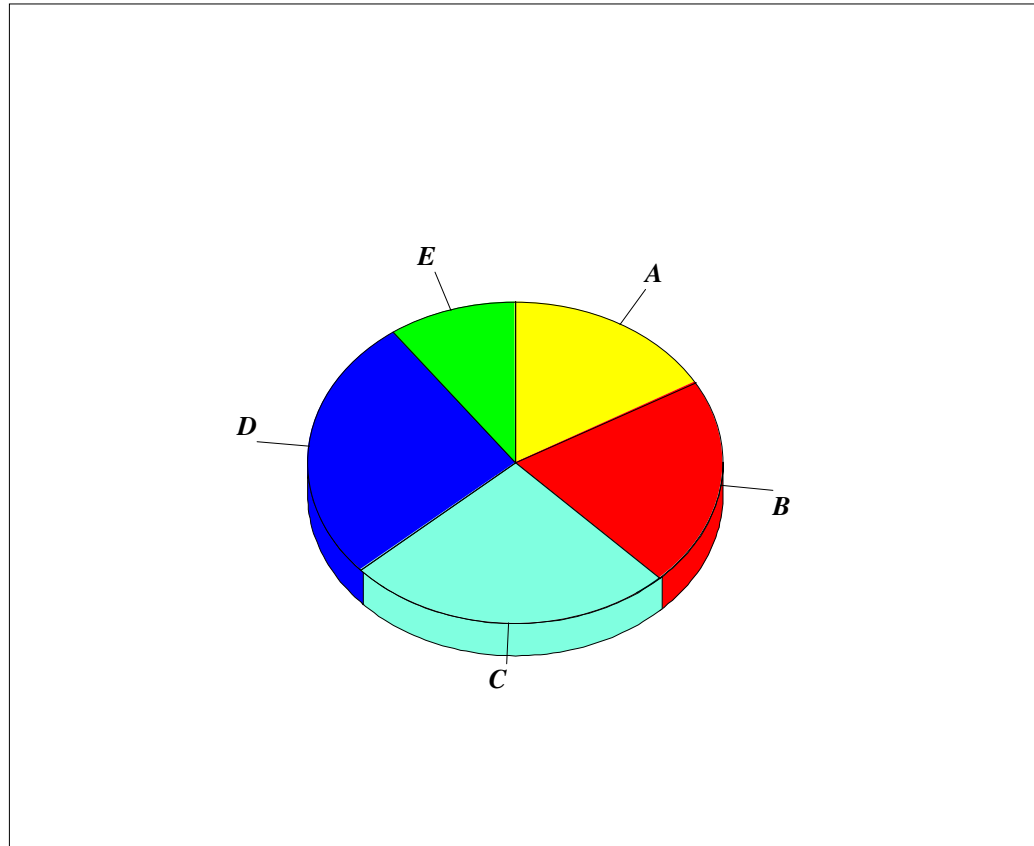


Figure 1. Section I - Background Information, Item C: Age

Age	Your Institution %	National Norms %
19 or Under	2.2	6.4
20	14.4	5.0
21	7.8	15.3
22	13.3	21.4
23	10.0	12.0
24	7.8	6.7
25 to 29	7.8	13.9
30 to 39	17.8	10.5
40 to 49	8.9	5.8
50 to 59	8.9	2.1
60 or Over	1.1	.7
A. <=20	16.7	11.4
B. 21-22	21.1	36.7
C. 23-29	25.6	32.7
D. 30-49	26.7	16.3
E. >=50	10.0	2.8

ROGERS STATE UNIVERSITY

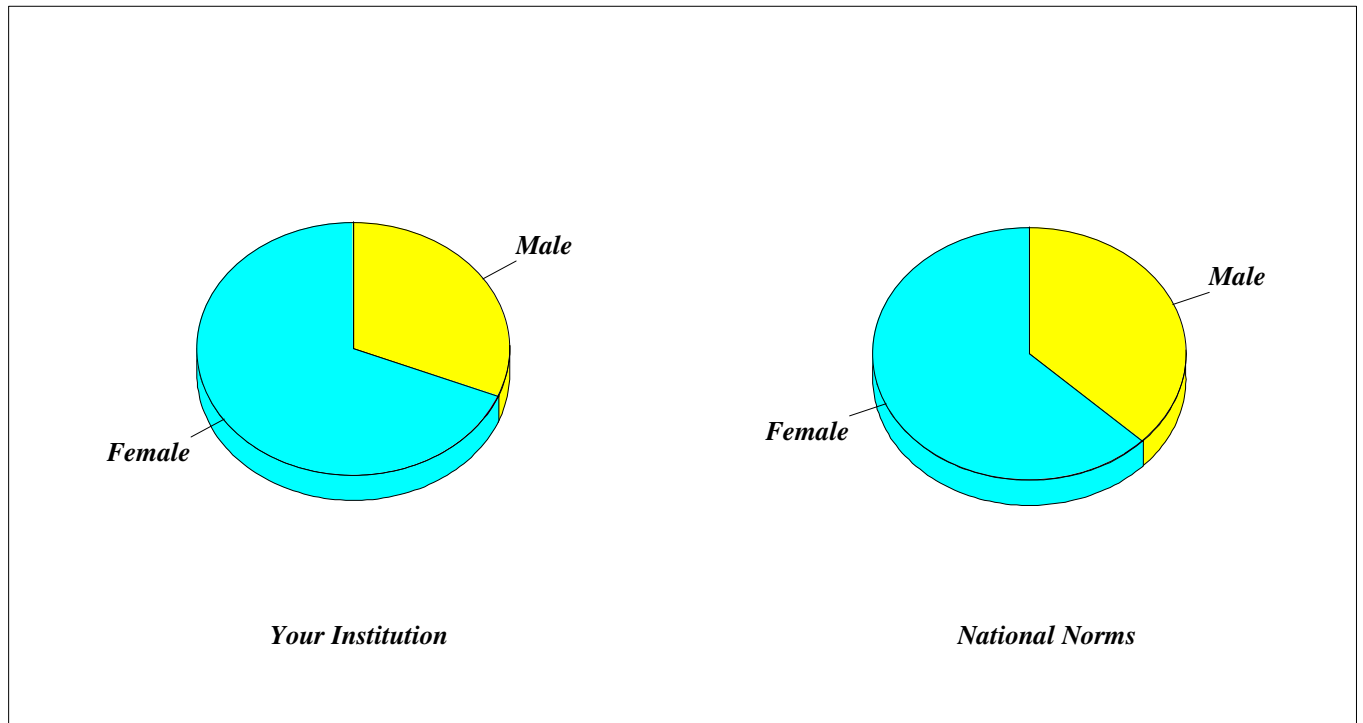


Figure 2. Section I - Background Information, Item F: Sex

<i>Sex</i>	<i>Your Institution %</i>	<i>National Norms %</i>
<i>Male</i>	<i>31.2</i>	<i>37.2</i>
<i>Female</i>	<i>68.8</i>	<i>62.8</i>

ROGERS STATE UNIVERSITY

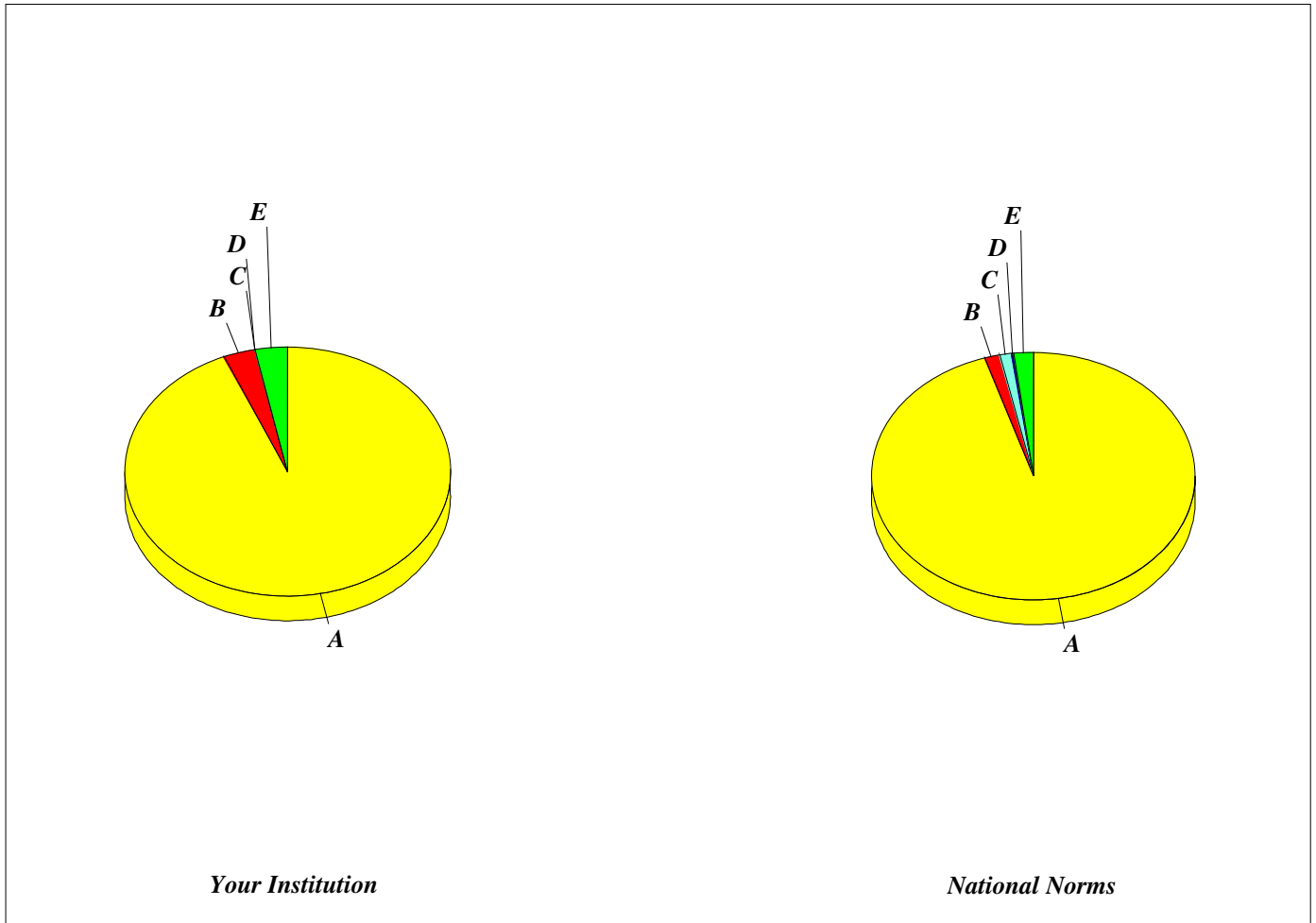


Figure 3. Section I - Background Information, Item G: Hispanic Ethnicity

Hispanic Ethnicity	Your Institution %	National Norms %
A. No, am not of Hispanic ethnicity	93.5	95.1
B. Mexican American / Chicano	3.2	1.5
C. Puerto Rican	.0	1.2
D. Cuban	.0	.2
E. Other Hispanic	3.2	2.0

ROGERS STATE UNIVERSITY

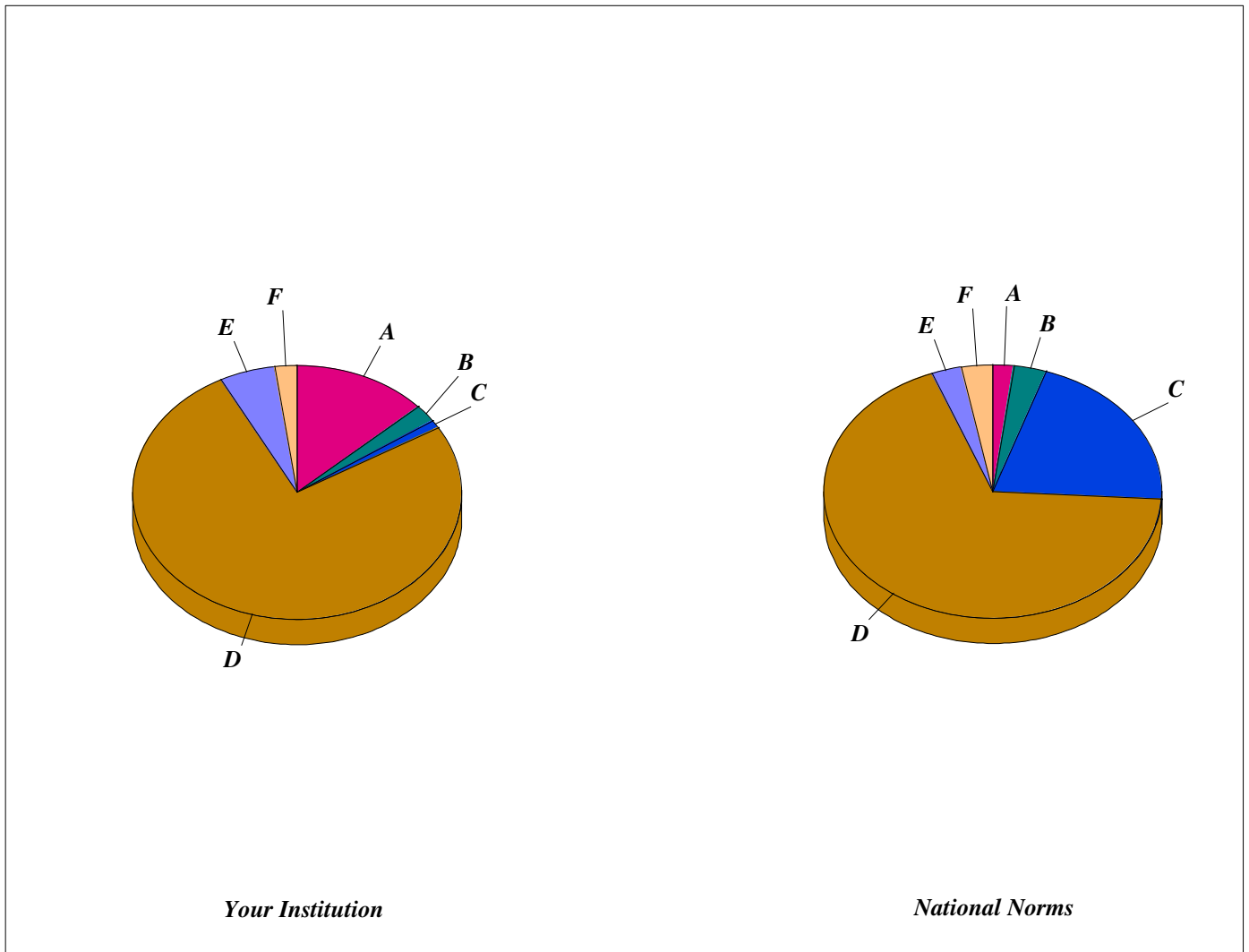


Figure 4. Section I - Background Information, Item H: Race

<i>Race</i>	<i>Your Institution %</i>	<i>National Norms %</i>
<i>A. American Indian / Alaskan Native</i>	<i>13.2</i>	<i>2.0</i>
<i>B. Asian</i>	<i>2.2</i>	<i>3.1</i>
<i>C. Black</i>	<i>1.1</i>	<i>20.8</i>
<i>D. White</i>	<i>75.8</i>	<i>68.2</i>
<i>E. Multiracial</i>	<i>5.5</i>	<i>2.9</i>
<i>F. Other</i>	<i>2.2</i>	<i>3.0</i>

ROGERS STATE UNIVERSITY

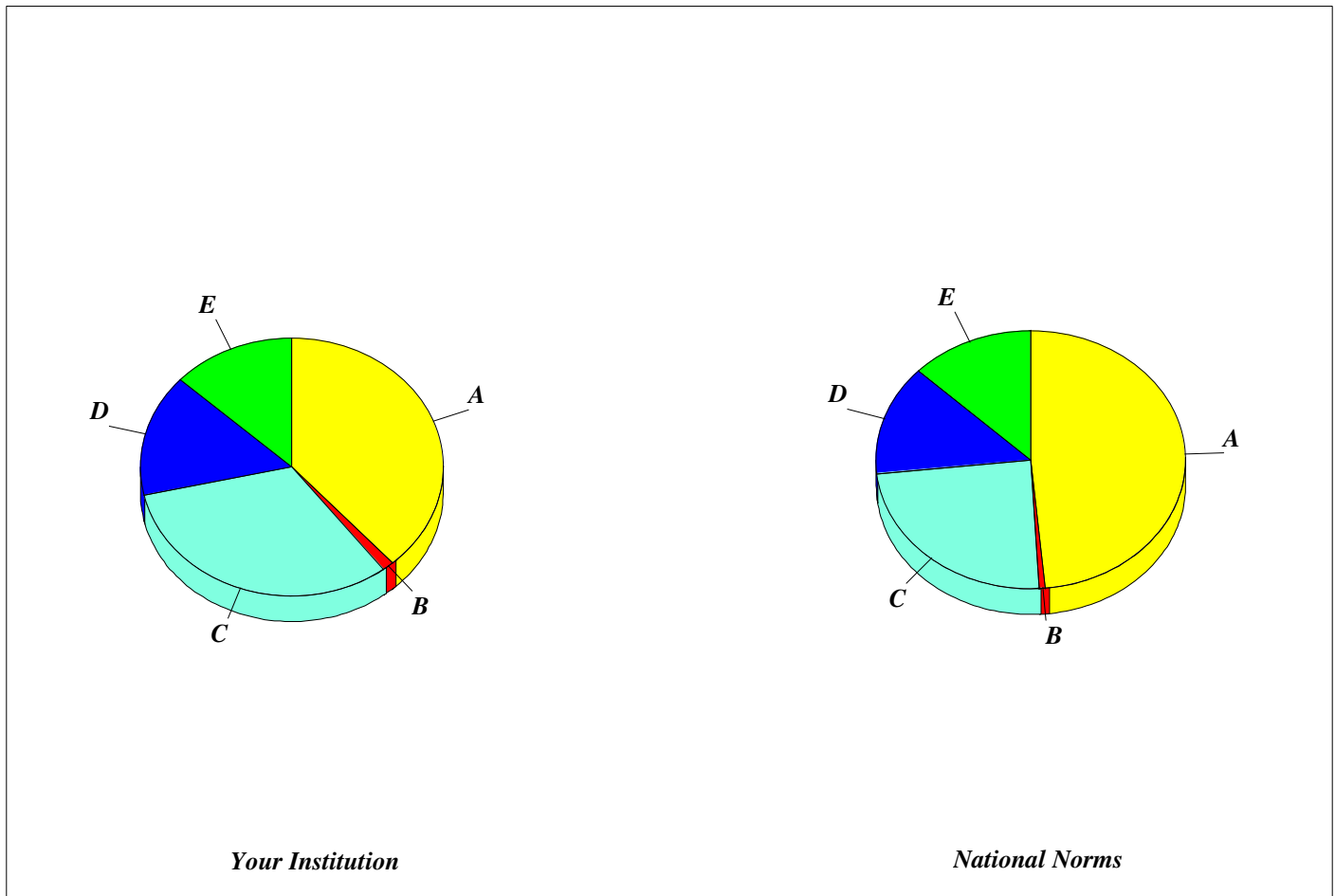


Figure 5. Section I - Background Information, Item K: Enrollment Plans for Next Academic Year

<i>Enrollment Plans</i>	<i>Your Institution %</i>	<i>National Norms %</i>
<i>A. Plan NOT to Attend College (Graduating)</i>	38.5	48.5
<i>B. Plan NOT to Attend (Stopping Out)</i>	1.1	.6
<i>C. Plan to Re-enroll in this College</i>	31.9	24.1
<i>D. Plan to Attend Another College</i>	15.4	13.9
<i>E. Undecided</i>	13.2	12.9

ROGERS STATE UNIVERSITY

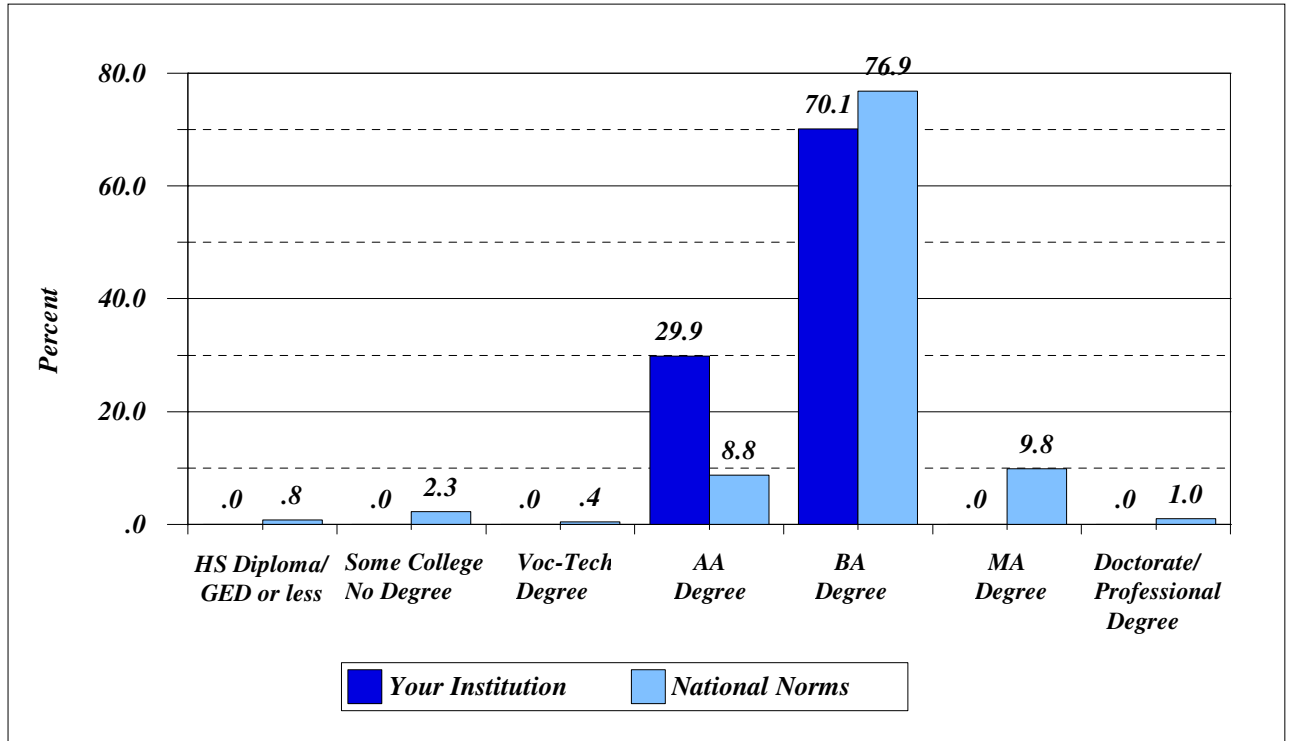


Figure 6. Section I - Background Information, Item L: Educational Degree Now Pursuing

<i>Educational Degree Now Pursuing</i>	<i>Your Institution %</i>	<i>National Norms %</i>
<i>Some High School or Less</i>	.0	.2
<i>High School Diploma or GED Certificate</i>	.0	.5
<i>Some College, No Degree/Certificate</i>	.0	2.3
<i>Vocational/Technical Degree/Certificate</i>	.0	.4
<i>Associate Degree</i>	29.9	8.8
<i>Bachelor's Degree</i>	70.1	76.9
<i>Master's Degree (MS, MA, MBA)</i>	.0	9.8
<i>Doctorate/Professional Degree (PhD, MD, EdD, JD)</i>	.0	1.0
<i>High School Diploma/GED or Less</i>	.0	.8
<i>Some College, No Degree</i>	.0	2.3
<i>Vocational/Technical Degree/Certificate</i>	.0	.4
<i>Associate Degree</i>	29.9	8.8
<i>Bachelor's Degree</i>	70.1	76.9
<i>Master's Degree (MS, MS, MBA)</i>	.0	9.8
<i>Doctorate/Professional Degree (PhD, MD, EdD, JD)</i>	.0	1.0

ROGERS STATE UNIVERSITY

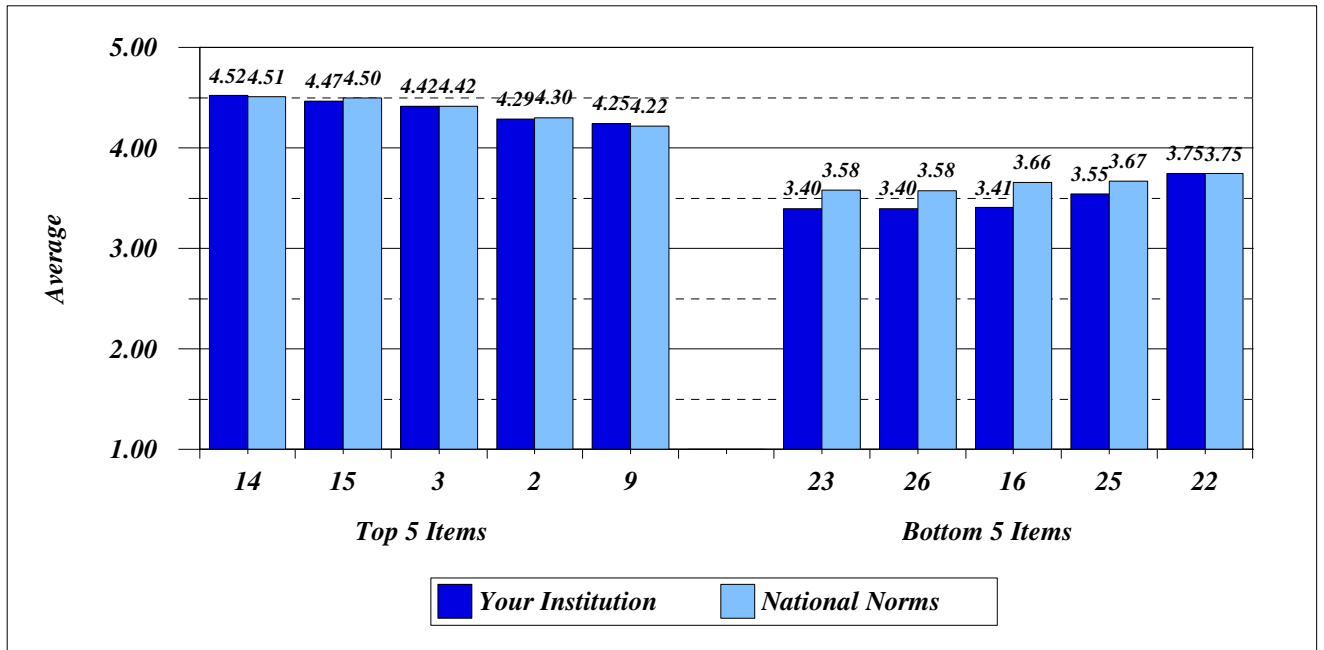


Figure 7. Section II - College Outcomes, A: Importance to Attain Outcomes

Item #	Your Institution Avg	National Norms Avg
Top 5 for Your Institution		
14	4.52	4.51
15	4.47	4.50
3	4.42	4.42
2	4.29	4.30
9	4.25	4.22
Bottom 5 for Your Institution		
23	3.40	3.58
26	3.40	3.58
16	3.41	3.66
25	3.55	3.67
22	3.75	3.75

(Importance Scale: 5=very great, 4=great, 3=moderate [average], 2=little, 1=none)

NOTE: Items with fewer than 10 respondents were not included in the analyses.

ROGERS STATE UNIVERSITY

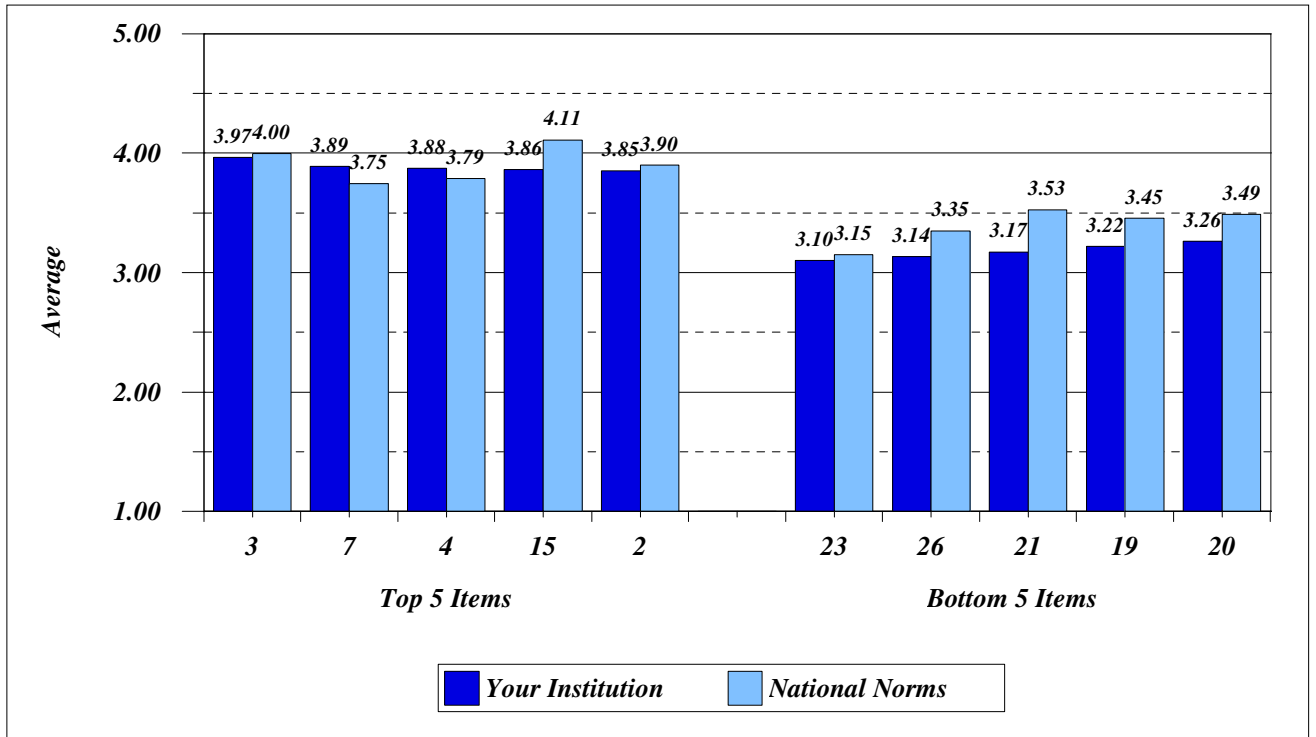


Figure 8. Section II - College Outcomes, A: Progress Made Toward Attaining Outcomes

Item #		Your Institution Avg	National Norms Avg
Top 5 for Your Institution			
3	Learning to think and reason	3.97	4.00
7	Improving my writing skills	3.89	3.75
4	Locating, screening, and organizing information	3.88	3.79
15	Becoming competent in my major	3.86	4.11
2	Developing problem-solving skills	3.85	3.90
Bottom 5 for Your Institution			
23	Learning principles for conserving/improving the global environment	3.10	3.15
26	Understanding/applying math concepts/statistical reasoning	3.14	3.35
21	Learning about career options	3.17	3.53
19	Learning principles for improving physical/mental health	3.22	3.45
20	Developing effective job-seeking skills	3.26	3.49

(Progress Scale: 5=very much, 4=much, 3=moderate [average], 2=little, 1=none)
NOTE: Items with fewer than 10 respondents were not included in the analyses.

ROGERS STATE UNIVERSITY

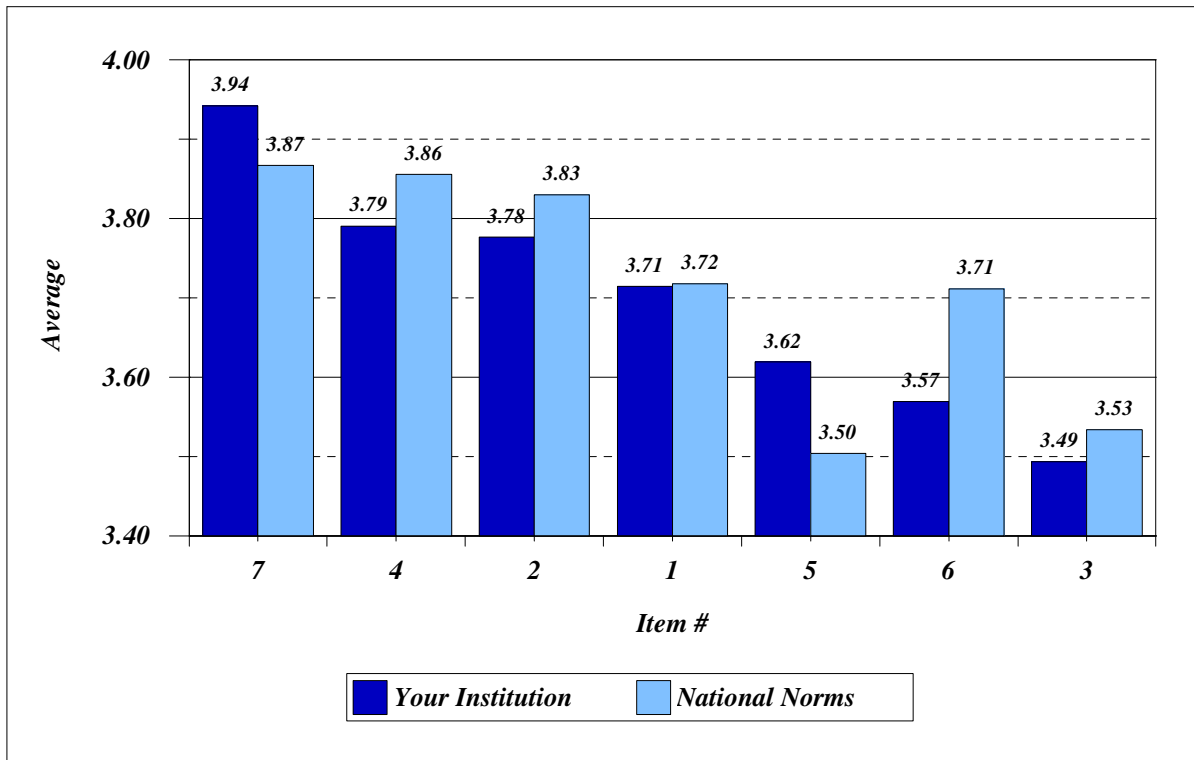


Figure 9. Section II - College Outcomes, B: Views of Required Courses Outside of Major

Item #	Required Courses outside my area of specialization helped me ...	Your Institution Avg	National Norms Avg
7	...become a more independent and self-directed learner.	3.94	3.87
4	...broaden my awareness of diversity among people/their values/cultures.	3.79	3.86
2	...develop as a 'whole person.'	3.78	3.83
1	...think about my major in the context of a larger world view.	3.71	3.72
5	...increase my knowledge of the earth and its physical/biological resources.	3.62	3.50
6	...build a framework to organize my learning within/across areas of study.	3.57	3.71
3	...appreciate great works of literature/philosophy/art.	3.49	3.53

(Agreement Scale: 5=strongly agree, 4=agree, 3=neutral, 2=disagree, 1=strongly disagree)

ROGERS STATE UNIVERSITY

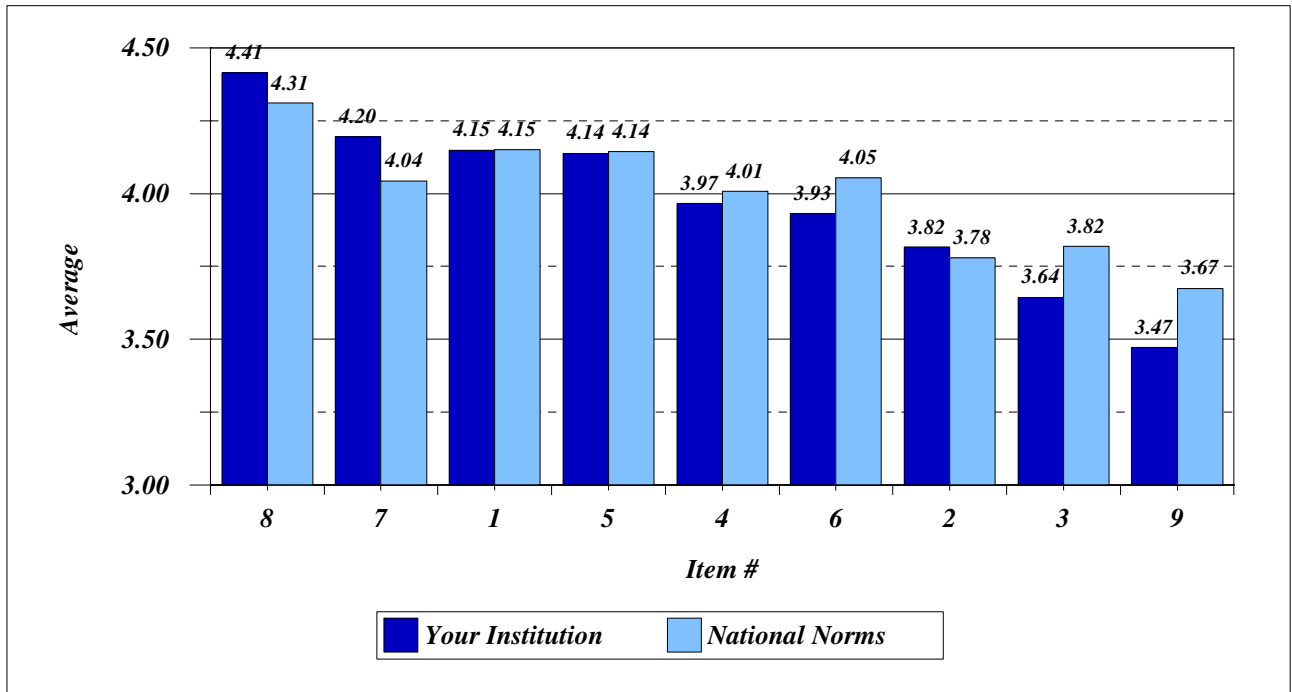


Figure 10. Section II - College Outcomes, C: Agreement with Statements about this College

Item #		Your Institution Avg	National Norms Avg
8	<i>I am proud of my accomplishments at this college.</i>	4.41	4.31
7	<i>This college is equally supportive of all racial/ethnic groups.</i>	4.20	4.04
1	<i>This college has helped me meet the goals I came here to achieve.</i>	4.15	4.15
5	<i>This college is equally supportive of women and men.</i>	4.14	4.14
4	<i>I would recommend this college to others.</i>	3.97	4.01
6	<i>My experiences here have helped motivate me to make something of my life.</i>	3.93	4.05
2	<i>If choosing a college again, I would choose this one.</i>	3.82	3.78
3	<i>My experiences here have equipped me to deal with possible career changes.</i>	3.64	3.82
9	<i>This college welcomes/uses feedback from students to improve the college.</i>	3.47	3.67

(Agreement Scale: 5=strongly agree, 4=agree, 3=neutral, 2=disagree, 1=strongly disagree)

ROGERS STATE UNIVERSITY

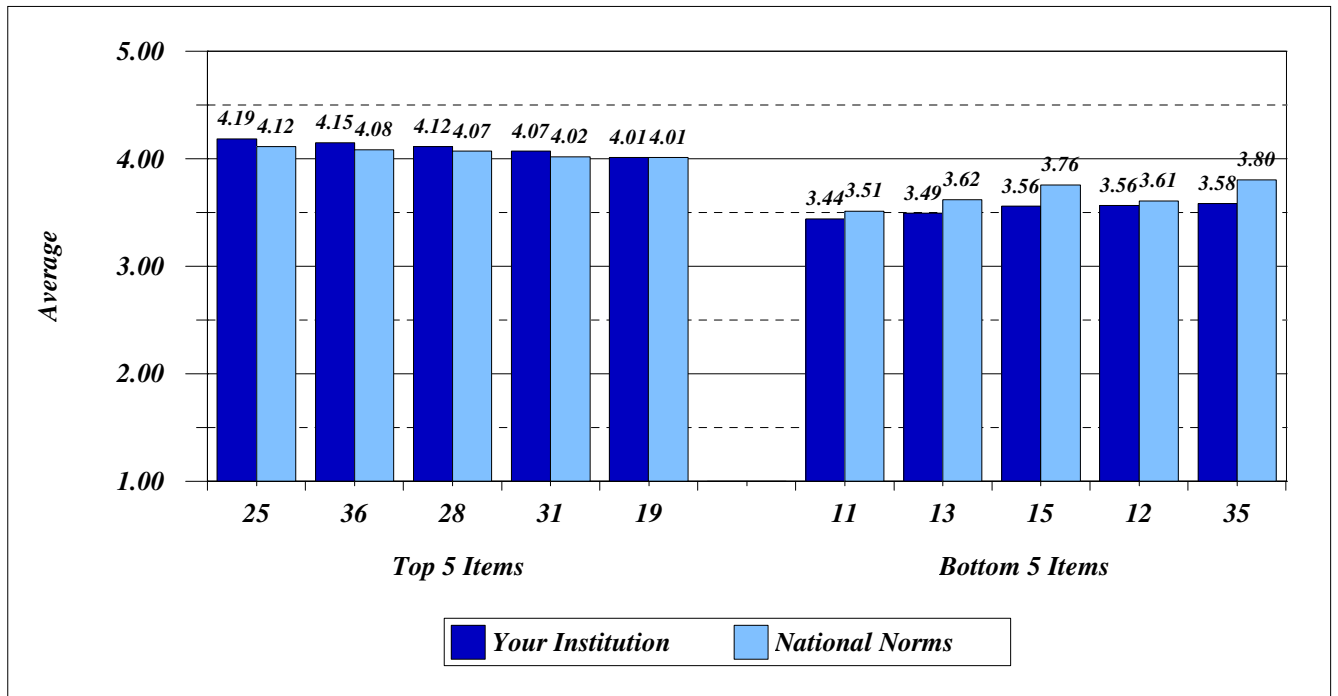


Figure 11. Section II - College Outcomes, D: Personal Growth Since Entering This College

Item #		Your Institution Avg	National Norms Avg
Top 5 for Your Institution			
25	Becoming academically competent	4.19	4.12
36	Acquiring a well-rounded General Education	4.15	4.08
28	Setting long-term or 'life' goals	4.12	4.07
31	Developing self-confidence	4.07	4.02
19	Clarifying my personal values	4.01	4.01
Bottom 5 for Your Institution			
11	Preparing myself to participate effectively in the electoral process	3.44	3.51
13	Gaining insight into human nature through the study of literature/history/arts	3.49	3.62
15	Becoming sensitive to moral injustices and ways of avoiding/correcting them	3.56	3.76
12	Becoming more aware of local/national political/social issues	3.56	3.61
35	Becoming a more effective member in a multi-cultural society	3.58	3.80

(Growth Scale: 5=very much, 4=much, 3=moderate [average], 2=little, 1=none)
NOTE: Items with fewer than 10 respondents were not included in the analyses.

ROGERS STATE UNIVERSITY

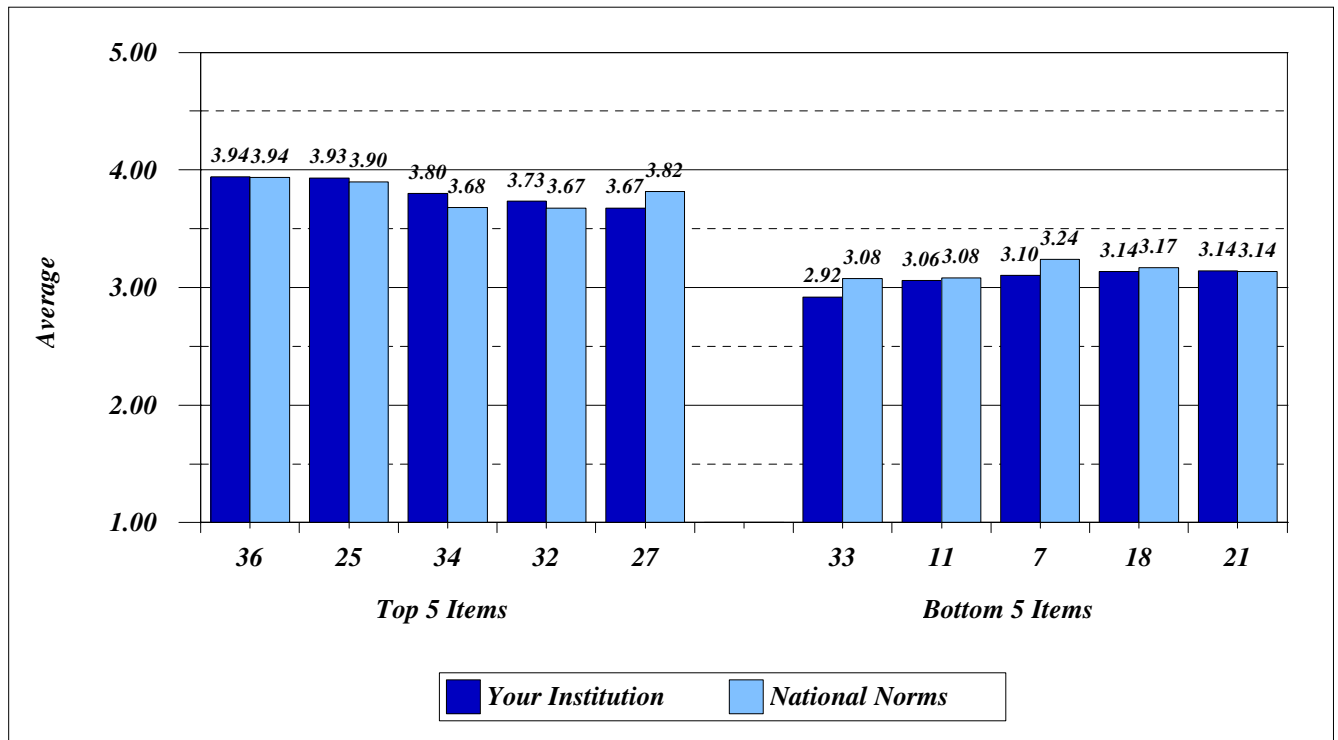


Figure 12. Section II - College Outcomes, D: College Contribution to Your Growth

Item #		Your Institution Avg	National Norms Avg
Top 5 for Your Institution			
36	Acquiring a well-rounded General Education	3.94	3.94
25	Becoming academically competent	3.93	3.90
34	Improving my ability to stay with projects until they are finished	3.80	3.68
32	Becoming more willing to change and learn new things	3.73	3.67
27	Increasing my intellectual curiosity	3.67	3.82
Bottom 5 for Your Institution			
33	Developing my religious values	2.92	3.08
11	Preparing myself to participate effectively in the electoral process	3.06	3.08
7	Actively participating in volunteer work to support worthwhile causes	3.10	3.24
18	Learning how to become a more responsible family member	3.14	3.17
21	Learning how to manage finances	3.14	3.14

(Contribution Scale: 5=very great, 4=great, 3=moderate [average], 2=little, 1=none)
NOTE: Items with fewer than 10 respondents were not included in the analyses.

ROGERS STATE UNIVERSITY

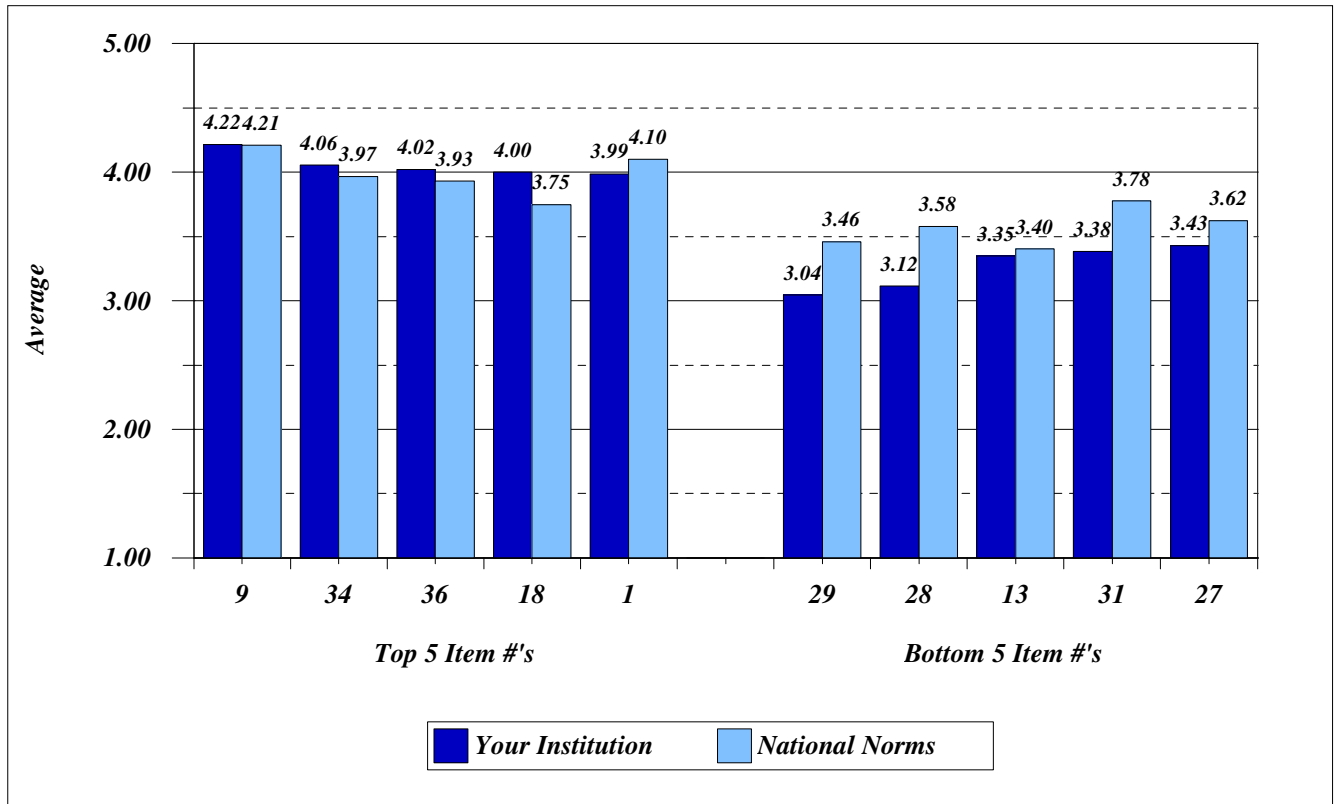


Figure 13. Section III - Satisfaction with Given Aspects of this College

Item #		Your Institution Avg	National Norms Avg
Top 5 for Your Institution			
9	Class size	4.22	4.21
34	Student access to computer facilities and services	4.06	3.97
36	Library/learning resources center services	4.02	3.93
18	Freedom from harassment on campus	4.00	3.75
1	Faculty respect for students	3.99	4.10
Bottom 5 for Your Institution			
29	Job placement services	3.04	3.46
28	Practical work experiences offered in areas related to my major	3.12	3.58
13	Residence hall services and programs	3.35	3.40
31	New student orientation services	3.38	3.78
27	Career planning services	3.43	3.62

(Satisfaction Scale: 5=very satisfied, 4=satisfied, 3=neutral, 2=dissatisfied, 1=very dissatisfied)

NOTE: Items with fewer than 10 respondents were not included in the analyses.

ROGERS STATE UNIVERSITY

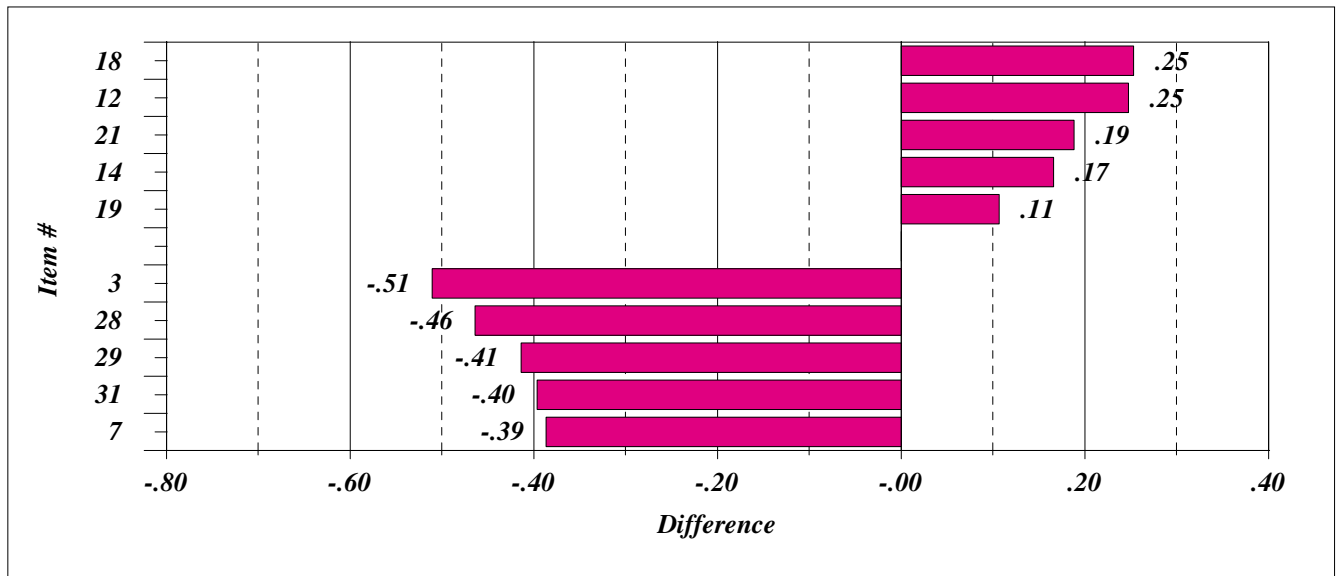


Figure 14. Section III - Satisfaction with Given Aspects of this College: Largest Positive & Largest Negative Differences between Your Institution's Averages and the National Averages

Item #		Your Institution Avg	National Norms Avg	Difference
Largest Positive (or Smallest Negative) Differences				
18	Freedom from harassment on campus	4.00	3.75	.25
12	Student mental health services	3.82	3.57	.25
21	Rules governing student conduct	3.86	3.67	.19
14	Veterans services	3.65	3.48	.17
19	Personal security/safety on campus	3.87	3.77	.11
Largest Negative (or Smallest Positive) Differences				
3	Availability of faculty for office appointments	3.52	4.03	-.51
28	Practical work experiences offered in areas related to my major	3.12	3.58	-.46
29	Job placement services	3.04	3.46	-.41
31	New student orientation services	3.38	3.78	-.40
7	Quality of academic advising	3.46	3.85	-.39

(Satisfaction Scale: 5=very satisfied, 4=satisfied, 3=neutral, 2=dissatisfied, 1=very dissatisfied)

NOTE: Items with fewer than 10 respondents were not included in the analyses.

GENERAL INFORMATION ABOUT THIS SUMMARY REPORT

IN ADDITION TO THE INTRODUCTORY PAGES, THIS REPORT COMPRISES UP TO 39 PAGES OF SUMMARY DATA THAT PROVIDE AN OVERVIEW OF YOUR INSTITUTION'S RESULTS FOR THE FIVE COS SECTIONS LISTED BELOW.

- SECTION I: BACKGROUND INFORMATION
- SECTION II: COLLEGE OUTCOMES
- SECTION III: SATISFACTION WITH ASPECTS OF THIS COLLEGE
- SECTION IV: EXPERIENCES AT THIS COLLEGE
- SECTION V: ADDITIONAL QUESTIONS

FOR INFORMATION/ASSISTANCE RELATED TO...

- 1) ORDERING
CONTACT: ESS CUSTOMER SERVICES
(319) 337-1893
- 2) SCANNING AND REPORTING
CONTACT: ESS PRODUCTION SERVICES
(319) 337-1186
- 3) RESEARCH-RELATED ISSUES (SUCH AS DATA ANALYSES, INTERPRETATION OF THE RESULTS, ETC.)
CONTACT: SURVEY RESEARCH SERVICES
(319) 337-1098
- 4) USE OF REPORT RESULTS FOR ACCREDITATION, OUTCOMES ASSESSMENT, AND EFFECTIVENESS MEASURES
CONTACT: EDUCATIONAL SERVICES
PHONE: (319) 337-1053
FAX: (319) 339-1790
EMAIL: OUTCOMES@ACT.ORG

ACT
500 ACT DRIVE
P.O. BOX 168
IOWA CITY, IOWA 52243-0168

BELOW ARE EXPLANATIONS AND INFORMATION THAT MAY HELP YOU INTERPRET THE FINDINGS PRESENTED IN THIS REPORT.

COLUMN HEADINGS

- N = NUMBER RESPONDING TO ITEM
- % W BL = PERCENT OF TOTAL SCANNED (INCLUDING BLANK RESPONSES)
- % W/O BL = PERCENT OF TOTAL SCANNED (EXCLUDING BLANK RESPONSES)
- % = PERCENT OF NUMBER (N) RESPONDING TO ITEM
- * = BLANKS (AND 'N/A', WHERE APPROPRIATE) EXCLUDED FROM CALCULATION OF AVERAGE
- SD = STANDARD DEVIATION

SCALES

- SECTION IIA IMPORTANCE SCALE (5-POINT)
5=VERY GREAT, 4=GREAT, 3=MODERATE, 2=LITTLE, 1=NONE
- SECTION IIA PROGRESS SCALE (5-POINT)
5=VERY MUCH, 4=MUCH, 3=MODERATE, 2=LITTLE, 1=NONE
- SECTIONS IIB, IIC AGREEMENT SCALE (5-POINT)
5=STRONGLY AGREE, 4=AGREE, 3=NEUTRAL, 2=DISAGREE, 1=STRONGLY DISAGREE
- SECTION IID PERSONAL GROWTH SCALE (5-POINT)
5=VERY MUCH, 4=MUCH, 3=MODERATE, 2=LITTLE, 1=NONE
- SECTION IID COLLEGE CONTRIBUTION SCALE (5-POINT)
5=VERY GREAT, 4=GREAT, 3=MODERATE, 2=LITTLE, 1=NONE
- SECTION III SATISFACTION SCALE (5-POINT)
5=VERY SATISFIED, 4=SATISFIED, 3=NEUTRAL, 2=DISSATISFIED, 1=VERY DISSATISFIED
- SECTION IVA CONTRIBUTION SCALE (5-POINT)
5=VERY GREAT, 4=GREAT, 3=MODERATE, 2=LITTLE, 1=NONE

TABLE OF CONTENTS

SECTION I: BACKGROUND INFORMATION 1

SECTION II: COLLEGE OUTCOMES

ITEM A: IMPORTANCE OF AND PROGRESS TOWARD ATTAINING OUTCOMES AT THIS COLLEGE

 IMPORTANCE AVERAGES IN RANK ORDER 10

 FREQUENCIES AND PERCENTAGES FOR IMPORTANCE 11

 PROGRESS AVERAGES IN RANK ORDER 13

 FREQUENCIES AND PERCENTAGES FOR PROGRESS 14

ITEM B: VIEWS OF REQUIRED COURSES OUTSIDE MAJOR

 AGREEMENT AVERAGES IN RANK ORDER 16

 FREQUENCIES AND PERCENTAGES FOR AGREEMENT. 17

ITEM C: AGREEMENT WITH STATEMENTS ABOUT THIS COLLEGE

 AGREEMENT AVERAGES IN RANK ORDER 18

 FREQUENCIES AND PERCENTAGES FOR AGREEMENT. 19

ITEM D: PERSONAL GROWTH AND COLLEGE CONTRIBUTION TOWARD ATTAINING OUTCOMES

 PERSONAL GROWTH AVERAGES IN RANK ORDER 20

 FREQUENCIES AND PERCENTAGES FOR PERSONAL GROWTH 22

 COLLEGE CONTRIBUTION AVERAGES IN RANK ORDER 25

 FREQUENCIES AND PERCENTAGES FOR COLLEGE CONTRIBUTION 27

SECTION III: SATISFACTION WITH ASPECTS OF THIS COLLEGE

 SATISFACTION AVERAGES IN RANK ORDER 30

 FREQUENCIES AND PERCENTAGES FOR SATISFACTION 32

SECTION IV: EXPERIENCES AT THIS COLLEGE

 PART A: CAMPUS CONTRIBUTION TO GROWTH AND PREPARATION

 GROWTH/PREPARATION AVERAGES IN RANK ORDER 35

 FREQUENCIES AND PERCENTAGES FOR GROWTH/PREPARATION 36

 PART B: CUMULATIVE COLLEGE GRADE POINT AVERAGE 37

SECTION V: ADDITIONAL QUESTIONS (1-15) 38

 ADDITIONAL QUESTIONS (16-30) 39

ACT COLLEGE OUTCOMES SURVEY (COS) SUMMARY REPORT

12/27/12

PAGE 1

ROGERS STATE UNIVERSITY

CLAREMORE, OK

CODE 3420

SUMMARY FOR SECTION I: BACKGROUND INFORMATION

ITEM C: AGE

```

=====

```

	N	% W BL	% W/O BL
	=====	=====	=====
19 OR UNDER	2	2.1	2.2
20	13	13.8	14.4
21	7	7.4	7.8
22	12	12.8	13.3
23	9	9.6	10.0
24	7	7.4	7.8
25 TO 29	7	7.4	7.8
30 TO 39	16	17.0	17.8
40 TO 49	8	8.5	8.9
50 TO 59	8	8.5	8.9
60 OR OVER	1	1.1	1.1
BLANK	4	4.3	N/A
TOTAL	94	100.0	100.0

ACT COLLEGE OUTCOMES SURVEY (COS) SUMMARY REPORT

12/27/12

PAGE 2

ROGERS STATE UNIVERSITY

CLAREMORE, OK

CODE 3420

SUMMARY FOR SECTION I: BACKGROUND INFORMATION

ITEM D: MAJOR AND OCCUPATIONAL CHOICE

	MAJOR AREA OF STUDY			OCCUPATIONAL CHOICE		
	N	% W BL	% W/O BL	N	% W BL	% W/O BL
UNDECIDED	6	6.4	6.6	3	3.2	3.7
AGRICULTURE & AG TECHNOLOGIES	0	0.0	0.0	0	0.0	0.0
ARCHITECTURE & ENVIRON DESIGN	1	1.1	1.1	0	0.0	0.0
BUSINESS & MANAGEMENT	31	33.0	34.1	29	30.9	35.4
BUSINESS & OFFICE	1	1.1	1.1	2	2.1	2.4
MARKETING & DISTRIBUTION	1	1.1	1.1	0	0.0	0.0
COMMUNICATIONS & COMM TECH	2	2.1	2.2	2	2.1	2.4
COMMUNITY & PERSONAL SERVICES	5	5.3	5.5	4	4.3	4.9
COMPUTER & INFORMATION SCI	5	5.3	5.5	4	4.3	4.9
CROSS-DISCIPLINARY STUDIES	3	3.2	3.3	0	0.0	0.0
EDUCATION	4	4.3	4.4	3	3.2	3.7
TEACHER EDUCATION	1	1.1	1.1	4	4.3	4.9
ENGINEERING, PRE-ENGINEERING	0	0.0	0.0	1	1.1	1.2
ENGINEERING-RELATED TECH	1	1.1	1.1	1	1.1	1.2
FOREIGN LANGUAGE	0	0.0	0.0	0	0.0	0.0
HEALTH SCIENCES & ALLIED HEALTH	9	9.6	9.9	11	11.7	13.4
HOME ECONOMICS	0	0.0	0.0	0	0.0	0.0
LETTERS	2	2.1	2.2	2	2.1	2.4
MATHEMATICS	0	0.0	0.0	0	0.0	0.0
PHILOSOPHY, RELIG & THEOLOGY	0	0.0	0.0	2	2.1	2.4
SCIENCES (BIO & PHYSICAL)	5	5.3	5.5	3	3.2	3.7
SOCIAL SCIENCES	11	11.7	12.1	9	9.6	11.0
TRADE & INDUSTRIAL	0	0.0	0.0	0	0.0	0.0
VISUAL & PERFORMING ARTS	3	3.2	3.3	2	2.1	2.4
BLANK	3	3.2	N/A	12	12.8	N/A
TOTAL	94	100.0	100.0	94	100.0	100.0

SUMMARY FOR SECTION I: BACKGROUND INFORMATION

ITEM E: CREDIT HOURS

=====

CREDIT HOURS FOR WHICH
YOU ARE NOW ENROLLED

CREDITS =====	N =====	% W BL =====	% W/O BL =====
0	4	4.3	4.3
1-3	6	6.4	6.5
4-6	16	17.0	17.4
7-9	17	18.1	18.5
10	1	1.1	1.1
11	2	2.1	2.2
12	17	18.1	18.5
13	10	10.6	10.9
14	2	2.1	2.2
15	7	7.4	7.6
16-18	9	9.6	9.8
19-21	0	0.0	0.0
22 OR MORE	1	1.1	1.1
BLANK	2	2.1	N/A
TOTAL	94	100.0	100.0

CREDIT HOURS EARNED HERE
BEFORE THIS TERM

CREDITS =====	N =====	% W BL =====	% W/O BL =====
0	0	0.0	0.0
1-11	1	1.1	1.1
12-23	1	1.1	1.1
24-35	3	3.2	3.4
36-47	6	6.4	6.7
48-59	16	17.0	18.0
60-71	8	8.5	9.0
72-83	1	1.1	1.1
84-95	5	5.3	5.6
96-107	11	11.7	12.4
108 OR MORE	37	39.4	41.6
BLANK	5	5.3	N/A
TOTAL	94	100.0	100.0

ACT COLLEGE OUTCOMES SURVEY (COS) SUMMARY REPORT

12/27/12

PAGE 4

ROGERS STATE UNIVERSITY

CLAREMORE, OK

CODE 3420

SUMMARY FOR SECTION I: BACKGROUND INFORMATION

ITEM E: CREDIT HOURS (CONT'D)

=====

CREDITS =====	CREDIT HOURS ACCEPTED HERE IN TRANSFER		
	N =====	% W BL =====	% W/O BL =====
0	29	30.9	43.9
1-6	4	4.3	6.1
7-14	5	5.3	7.6
15-30	6	6.4	9.1
31-44	5	5.3	7.6
45 OR MORE	17	18.1	25.8
BLANK	28	29.8	N/A
TOTAL	94	100.0	100.0

ITEM F: SEX

=====

	N =====	% W BL =====	% W/O BL =====
MALE	29	30.9	31.2
FEMALE	64	68.1	68.8
BLANK	1	1.1	N/A
TOTAL	94	100.0	100.0

SUMMARY FOR SECTION I: BACKGROUND INFORMATION

ITEM G: HISPANIC/LATINO ETHNICITY

	N	% W BL	% W/O BL
NO	87	92.6	93.5
YES, MEXICAN, MEXICAN-AMERICAN, CHICANO	3	3.2	3.2
YES, PUERTO RICAN	0	0.0	0.0
YES, CUBAN, CUBAN-AMERICAN	0	0.0	0.0
YES, OTHER HISPANIC/LATINO	3	3.2	3.2
BLANK	1	1.1	N/A
TOTAL	94	100.0	100.0

ITEM H: RACE

	N	% W BL	% W/O BL
AMERICAN INDIAN OR ALASKAN NATIVE	12	12.8	13.2
ASIAN OR PACIFIC ISLANDER	2	2.1	2.2
BLACK	1	1.1	1.1
WHITE	69	73.4	75.8
MULTIRACIAL	5	5.3	5.5
OTHER OR RACE UNKNOWN	2	2.1	2.2
BLANK	3	3.2	N/A
TOTAL	94	100.0	100.0

ITEMS G AND H CROSSED

RACIAL GROUPS	"NO" - HISPANIC/LATINO			"YES" - HISPANIC/LATINO		
	N	% W BL	% W/O BL	N	% W BL	% W/O BL
AMERICAN INDIAN OR ALASKAN NATIVE	12	13.8	14.0	0	0.0	0.0
ASIAN OR PACIFIC ISLANDER	2	2.3	2.3	0	0.0	0.0
BLACK	1	1.1	1.2	0	0.0	0.0
WHITE	67	77.0	77.9	2	33.3	40.0
MULTIRACIAL	3	3.4	3.5	2	33.3	40.0
OTHER OR RACE UNKNOWN	1	1.1	1.2	1	16.7	20.0
BLANK	1	1.1	N/A	1	16.7	N/A
TOTAL	87	100.0	100.0	6	100.0	100.0

SUMMARY FOR SECTION I: BACKGROUND INFORMATION

ITEM I: CITIZENSHIP AND RESIDENCE

	N	% W BL	% W/O BL
	=====	=====	=====
U.S. CITIZEN, IN-STATE STUDENT	89	94.7	95.7
U.S. CITIZEN, OUT-OF-STATE STUDENT	3	3.2	3.2
RESIDENT ALIEN/IMMIGRANT	1	1.1	1.1
NON-RESIDENT ALIEN/NON-IMMIGRANT	0	0.0	0.0
BLANK	1	1.1	N/A
TOTAL	94	100.0	100.0

ITEM J: IN WHICH LANGUAGE DO YOU COMMUNICATE BEST?

	N	% W BL	% W/O BL
	=====	=====	=====
ENGLISH	90	95.7	96.8
SPANISH	0	0.0	0.0
AN ASIAN LANGUAGE	0	0.0	0.0
OTHER	3	3.2	3.2
BLANK	1	1.1	N/A
TOTAL	94	100.0	100.0

ITEM K: PLANS FOR NEXT ACADEMIC YEAR

	N	% W BL	% W/O BL
	=====	=====	=====
PLAN NOT TO ATTEND COLLEGE (GRADUATING)	35	37.2	38.5
PLAN NOT TO ATTEND (STOPPING OUT)	1	1.1	1.1
PLAN TO RE-ENROLL IN THIS COLLEGE	29	30.9	31.9
PLAN TO ATTEND ANOTHER COLLEGE	14	14.9	15.4
UNDECIDED	12	12.8	13.2
BLANK	3	3.2	N/A
TOTAL	94	100.0	100.0

ACT COLLEGE OUTCOMES SURVEY (COS) SUMMARY REPORT

12/27/12

PAGE 7

ROGERS STATE UNIVERSITY

CLAREMORE, OK

CODE 3420

SUMMARY FOR SECTION I: BACKGROUND INFORMATION

ITEM L: EDUCATIONAL ACHIEVEMENTS AND GOALS

	HIGHEST DEGREE YOU HAVE ALREADY RECEIVED			DEGREE YOU ARE NOW PURSUING HERE			HIGHEST GOAL NOW INTENDING TO PURSUE IN YOUR LIFETIME		
	N	% W BL	% W/O BL	N	% W BL	% W/O BL	N	% W BL	% W/O BL
SOME HIGH SCHOOL OR LESS	1	1.1	1.2	0	0.0	0.0	0	0.0	0.0
HIGH SCHOOL DIPLOMA OR GED CERTIFICATE	29	30.9	36.2	0	0.0	0.0	0	0.0	0.0
SOME COLLEGE, NO COLLEGE DEGREE/CERTIF	15	16.0	18.8	0	0.0	0.0	0	0.0	0.0
VOC/TECH DEGREE/CERTIFICATE	5	5.3	6.2	0	0.0	0.0	1	1.1	1.1
ASSOCIATE DEGREE	28	29.8	35.0	26	27.7	29.9	1	1.1	1.1
BACHELOR'S DEGREE	2	2.1	2.5	61	64.9	70.1	42	44.7	48.3
MASTER'S DEGREE	0	0.0	0.0	0	0.0	0.0	28	29.8	32.2
DOCTORATE/PROF DEGREE (PHD,MD,EDD,JD)	0	0.0	0.0	0	0.0	0.0	15	16.0	17.2
BLANK	14	14.9	N/A	7	7.4	N/A	7	7.4	N/A
TOTAL	94	100.0	100.0	94	100.0	100.0	94	100.0	100.0

	HIGHEST GOAL WHEN YOU FIRST ENROLLED HERE			HIGHEST EDUCATIONAL ATTAINMENT OF FATHER			HIGHEST EDUCATIONAL ATTAINMENT OF MOTHER		
	N	% W BL	% W/O BL	N	% W BL	% W/O BL	N	% W BL	% W/O BL
SOME HIGH SCHOOL OR LESS	1	1.1	1.2	17	18.1	19.8	9	9.6	10.3
HIGH SCHOOL DIPLOMA OR GED CERTIFICATE	14	14.9	16.3	32	34.0	37.2	33	35.1	37.9
SOME COLLEGE, NO COLLEGE DEGREE/CERTIF	5	5.3	5.8	13	13.8	15.1	11	11.7	12.6
VOC/TECH DEGREE/CERTIFICATE	4	4.3	4.7	4	4.3	4.7	9	9.6	10.3
ASSOCIATE DEGREE	9	9.6	10.5	3	3.2	3.5	10	10.6	11.5
BACHELOR'S DEGREE	38	40.4	44.2	14	14.9	16.3	10	10.6	11.5
MASTER'S DEGREE	5	5.3	5.8	2	2.1	2.3	3	3.2	3.4
DOCTORATE/PROF DEGREE (PHD,MD,EDD,JD)	10	10.6	11.6	1	1.1	1.2	2	2.1	2.3
BLANK	8	8.5	N/A	8	8.5	N/A	7	7.4	N/A
TOTAL	94	100.0	100.0	94	100.0	100.0	94	100.0	100.0

ACT COLLEGE OUTCOMES SURVEY (COS) SUMMARY REPORT

12/27/12

PAGE 8

ROGERS STATE UNIVERSITY

CLAREMORE, OK

CODE 3420

SUMMARY FOR SECTION I: BACKGROUND INFORMATION

ITEM M: RESPONSIBILITIES AND TIME ALLOCATIONS - HOURS PER WEEK CURRENTLY SPENT ON EACH ACTIVITY

PAGE 1 OF 2

=====

HOURS/WEEK =====	COURSE-RELATED ACTIVITIES (E.G., CLASS, STUDIES, LAB)			OTHER LEARNING EXPERIENCES (E.G., INTERNSHIP, PRACTICUM)			COLLEGE CLUBS, ORGANIZATIONS (E.G., POLITICAL, SOCIAL, RELIG)		
	N =====	% W BL =====	% W/O BL =====	N =====	% W BL =====	% W/O BL =====	N =====	% W BL =====	% W/O BL =====
0	2	2.1	2.2	57	60.6	64.0	55	58.5	61.8
1-5	9	9.6	9.9	17	18.1	19.1	30	31.9	33.7
6-10	18	19.1	19.8	6	6.4	6.7	3	3.2	3.4
11-15	19	20.2	20.9	3	3.2	3.4	0	0.0	0.0
16-20	23	24.5	25.3	0	0.0	0.0	1	1.1	1.1
21-30	11	11.7	12.1	2	2.1	2.2	0	0.0	0.0
31 OR OVER	9	9.6	9.9	4	4.3	4.5	0	0.0	0.0
BLANK	3	3.2	N/A	5	5.3	N/A	5	5.3	N/A
TOTAL	94	100.0	100.0	94	100.0	100.0	94	100.0	100.0

HOURS/WEEK =====	COLLEGE-SPONSORED EVENTS (E.G., PLAYS, SPORTS)			ON-CAMPUS PAID EMPLOYMENT RELATED TO MAJOR			ON-CAMPUS PAID EMPLOYMENT NOT RELATED TO MAJOR		
	N =====	% W BL =====	% W/O BL =====	N =====	% W BL =====	% W/O BL =====	N =====	% W BL =====	% W/O BL =====
0	67	71.3	77.0	87	92.6	97.8	75	79.8	84.3
1-5	17	18.1	19.5	1	1.1	1.1	2	2.1	2.2
6-10	1	1.1	1.1	0	0.0	0.0	1	1.1	1.1
11-15	1	1.1	1.1	0	0.0	0.0	2	2.1	2.2
16-20	1	1.1	1.1	0	0.0	0.0	4	4.3	4.5
21-30	0	0.0	0.0	1	1.1	1.1	4	4.3	4.5
31 OR OVER	0	0.0	0.0	0	0.0	0.0	1	1.1	1.1
BLANK	7	7.4	N/A	5	5.3	N/A	5	5.3	N/A
TOTAL	94	100.0	100.0	94	100.0	100.0	94	100.0	100.0

ACT COLLEGE OUTCOMES SURVEY (COS) SUMMARY REPORT

12/27/12

PAGE 9

ROGERS STATE UNIVERSITY

CLAREMORE, OK

CODE 3420

SUMMARY FOR SECTION I: BACKGROUND INFORMATION

ITEM M: RESPONSIBILITIES AND TIME ALLOCATIONS - HOURS PER WEEK CURRENTLY SPENT ON EACH ACTIVITY

PAGE 2 OF 2

=====

HOURS/WEEK =====	OFF-CAMPUS PAID EMPLOYMENT RELATED TO MAJOR			OFF-CAMPUS PAID EMPLOYMENT NOT RELATED TO MAJOR			CARE OF FAMILY (E.G., SPOUSE, CHILD, RELATIVE)		
	N =====	% W BL =====	% W/O BL =====	N =====	% W BL =====	% W/O BL =====	N =====	% W BL =====	% W/O BL =====
0	66	70.2	75.0	55	58.5	61.8	23	24.5	25.3
1-5	6	6.4	6.8	2	2.1	2.2	17	18.1	18.7
6-10	0	0.0	0.0	1	1.1	1.1	3	3.2	3.3
11-15	1	1.1	1.1	2	2.1	2.2	3	3.2	3.3
16-20	1	1.1	1.1	4	4.3	4.5	9	9.6	9.9
21-30	4	4.3	4.5	9	9.6	10.1	6	6.4	6.6
31 OR OVER	10	10.6	11.4	16	17.0	18.0	30	31.9	33.0
BLANK	6	6.4	N/A	5	5.3	N/A	3	3.2	N/A
TOTAL	94	100.0	100.0	94	100.0	100.0	94	100.0	100.0

HOURS/WEEK =====	OFF-CAMPUS COMMUNITY SERVICE (E.G., RELIGIOUS, CIVIC)			OFF-CAMPUS CULTURAL EVENTS (E.G., THEATER, MUSIC, EXHIBITS)		
	N =====	% W BL =====	% W/O BL =====	N =====	% W BL =====	% W/O BL =====
0	37	39.4	41.6	48	51.1	55.2
1-5	35	37.2	39.3	34	36.2	39.1
6-10	8	8.5	9.0	1	1.1	1.1
11-15	5	5.3	5.6	2	2.1	2.3
16-20	2	2.1	2.2	1	1.1	1.1
21-30	1	1.1	1.1	1	1.1	1.1
31 OR OVER	1	1.1	1.1	0	0.0	0.0
BLANK	5	5.3	N/A	7	7.4	N/A
TOTAL	94	100.0	100.0	94	100.0	100.0

SUMMARY FOR SECTION II: COLLEGE OUTCOMES

ITEM A: IMPORTANCE OF & PROGRESS TOWARD ATTAINING OUTCOMES AT THIS COLLEGE - IMPORTANCE AVERAGES RANK ORDERED

*** RANKED BY IMPORTANCE ***

(5=VERY GREAT, 4=GREAT, 3=MODERATE [AVERAGE], 2=LITTLE, 1=NONE)

IMPORTANCE OF ATTAINING OUTCOMES									PROGRESS AT THIS COLLEGE		
RANK	# FOR AVERAGE	AVG*	SD	ITEM NO.	ITEM TEXT	RANK	AVG*	# FOR AVERAGE			
1	88	4.52	0.66	14	ACQUIRING KNOWLEDGE AND SKILLS NEEDED FOR A CAREER	7	3.84	88			
2	88	4.47	0.74	15	BECOMING COMPETENT IN MY MAJOR	4	3.86	88			
3	89	4.42	0.68	3	LEARNING TO THINK AND REASON	1	3.97	89			
4	89	4.29	0.71	2	DEVELOPING PROBLEM-SOLVING SKILLS	5	3.85	89			
5	89	4.25	0.80	9	SPEAKING MORE EFFECTIVELY	8	3.76	89			
6	88	4.23	0.89	20	DEVELOPING EFFECTIVE JOB-SEEKING SKILLS	22	3.26	88			
7	89	4.22	0.73	1	DRAWING CONCLUSIONS AFTER WEIGHING EVIDENCE, FACTS, AND IDEAS	6	3.84	89			
8	89	4.21	0.73	4	LOCATING, SCREENING, AND ORGANIZING INFORMATION	3	3.88	89			
9	89	4.20	0.90	5	THINKING OBJECTIVELY ABOUT BELIEFS, ATTITUDES, AND VALUES	9	3.75	88			
10	88	4.18	0.87	24	EFFECTIVELY USING TECHNOLOGY (E.G., COMPUTERS, HIGH-TECH EQUIPMENT)	15	3.61	88			
11	89	4.18	0.80	11	LISTENING TO AND UNDERSTANDING WHAT OTHERS SAY	13	3.65	89			
12	89	4.08	0.93	12	LEARNING TO FORMULATE AND RE-SHAPE MY LIFETIME GOALS	12	3.67	89			
13	88	4.07	0.97	21	LEARNING ABOUT CAREER OPTIONS	24	3.17	88			
14	89	4.01	0.92	13	DEVELOPING OPENNESS TO NEW IDEAS AND PRACTICES	14	3.63	89			
15	88	4.00	0.83	6	DEVELOPING MY CREATIVITY, GENERATING ORIGINAL IDEAS AND PRODUCTS	16	3.60	88			
16	89	3.98	1.02	7	IMPROVING MY WRITING SKILLS	2	3.89	89			
17	88	3.97	0.98	8	READING WITH GREATER SPEED AND BETTER COMPREHENSION	17	3.57	89			
18	89	3.93	0.90	10	FURTHER DEVELOPING MY STUDY SKILLS	11	3.71	89			
19	88	3.93	0.88	17	BROADENING MY INTELLECTUAL INTERESTS	10	3.72	88			
20	88	3.85	0.86	18	DISCOVERING PRODUCTIVE AND REWARDING USES OF MY TALENTS AND LEISURE TIME	19	3.40	88			
21	88	3.82	0.91	19	LEARNING PRINCIPLES FOR IMPROVING PHYSICAL AND MENTAL HEALTH	23	3.22	87			
22	88	3.75	1.03	22	APPLYING SCIENTIFIC KNOWLEDGE AND SKILLS	18	3.44	88			
23	88	3.55	1.14	25	LEARNING ABOUT THE ROLE OF SCIENCE AND TECHNOLOGY IN SOCIETY	21	3.32	88			
24	88	3.41	1.23	16	APPRECIATING THE FINE ARTS, MUSIC, LITERATURE, AND THE HUMANITIES	20	3.38	88			
25	88	3.40	1.24	23	LEARNING PRINCIPLES FOR CONSERVING AND IMPROVING THE GLOBAL ENVIRONMENT	26	3.10	88			
26	88	3.40	1.20	26	UNDERSTANDING AND APPLYING MATH CONCEPTS AND STATISTICAL REASONING	25	3.14	88			

SUMMARY FOR SECTION II: COLLEGE OUTCOMES

ITEM A: IMPORTANCE OF ATTAINING OUTCOMES AT THIS COLLEGE - FREQUENCIES AND PERCENTAGES TOTAL SCANNED = 94 PAGE 1 OF 2

ITEM NO.	ITEM TEXT		VERY GREAT	GREAT	MODERATE (AVERAGE)	LITTLE	NONE	BLANK
1	DRAWING CONCLUSIONS AFTER WEIGHING EVIDENCE, FACTS, AND IDEAS	N	35	40	13	1	0	5
		%	37.2	42.6	13.8	1.1	0.0	5.3
2	DEVELOPING PROBLEM-SOLVING SKILLS	N	39	37	13	0	0	5
		%	41.5	39.4	13.8	0.0	0.0	5.3
3	LEARNING TO THINK AND REASON	N	46	35	7	1	0	5
		%	48.9	37.2	7.4	1.1	0.0	5.3
4	LOCATING, SCREENING, AND ORGANIZING INFORMATION	N	35	38	16	0	0	5
		%	37.2	40.4	17.0	0.0	0.0	5.3
5	THINKING OBJECTIVELY ABOUT BELIEFS, ATTITUDES, AND VALUES	N	41	30	14	3	1	5
		%	43.6	31.9	14.9	3.2	1.1	5.3
6	DEVELOPING MY CREATIVITY, GENERATING ORIGINAL IDEAS AND PRODUCTS	N	27	37	21	3	0	6
		%	28.7	39.4	22.3	3.2	0.0	6.4
7	IMPROVING MY WRITING SKILLS	N	33	32	14	9	1	5
		%	35.1	34.0	14.9	9.6	1.1	5.3
8	READING WITH GREATER SPEED AND BETTER COMPREHENSION	N	31	32	17	7	1	6
		%	33.0	34.0	18.1	7.4	1.1	6.4
9	SPEAKING MORE EFFECTIVELY	N	41	30	17	1	0	5
		%	43.6	31.9	18.1	1.1	0.0	5.3
10	FURTHER DEVELOPING MY STUDY SKILLS	N	26	37	21	4	1	5
		%	27.7	39.4	22.3	4.3	1.1	5.3
11	LISTENING TO AND UNDERSTANDING WHAT OTHERS SAY	N	35	37	16	0	1	5
		%	37.2	39.4	17.0	0.0	1.1	5.3
12	LEARNING TO FORMULATE AND RE-SHAPE MY LIFETIME GOALS	N	37	27	20	5	0	5
		%	39.4	28.7	21.3	5.3	0.0	5.3
13	DEVELOPING OPENNESS TO NEW IDEAS AND PRACTICES	N	33	29	22	5	0	5
		%	35.1	30.9	23.4	5.3	0.0	5.3

ACT COLLEGE OUTCOMES SURVEY (COS) SUMMARY REPORT

12/27/12

PAGE 12

ROGERS STATE UNIVERSITY

CLAREMORE, OK

CODE 3420

SUMMARY FOR SECTION II: COLLEGE OUTCOMES

ITEM A: IMPORTANCE OF ATTAINING OUTCOMES AT THIS COLLEGE - FREQUENCIES AND PERCENTAGES TOTAL SCANNED = 94 PAGE 2 OF 2

ITEM NO.	ITEM TEXT		VERY GREAT	GREAT	MODERATE (AVERAGE)	LITTLE	NONE	BLANK
14	ACQUIRING KNOWLEDGE AND SKILLS NEEDED FOR A CAREER	N	53	29	5	1	0	6
		%	56.4	30.9	5.3	1.1	0.0	6.4
15	BECOMING COMPETENT IN MY MAJOR	N	52	27	7	2	0	6
		%	55.3	28.7	7.4	2.1	0.0	6.4
16	APPRECIATING THE FINE ARTS, MUSIC, LITERATURE, AND THE HUMANITIES	N	21	20	30	8	9	6
		%	22.3	21.3	31.9	8.5	9.6	6.4
17	BROADENING MY INTELLECTUAL INTERESTS	N	27	32	25	4	0	6
		%	28.7	34.0	26.6	4.3	0.0	6.4
18	DISCOVERING PRODUCTIVE AND REWARDING USES OF MY TALENTS AND LEISURE TIME	N	23	33	28	4	0	6
		%	24.5	35.1	29.8	4.3	0.0	6.4
19	LEARNING PRINCIPLES FOR IMPROVING PHYSICAL AND MENTAL HEALTH	N	23	33	25	7	0	6
		%	24.5	35.1	26.6	7.4	0.0	6.4
20	DEVELOPING EFFECTIVE JOB-SEEKING SKILLS (E.G., INTERVIEWING, RESUME CONSTRUCTION)	N	41	31	12	3	1	6
		%	43.6	33.0	12.8	3.2	1.1	6.4
21	LEARNING ABOUT CAREER OPTIONS	N	38	24	21	4	1	6
		%	40.4	25.5	22.3	4.3	1.1	6.4
22	APPLYING SCIENTIFIC KNOWLEDGE AND SKILLS	N	23	33	21	9	2	6
		%	24.5	35.1	22.3	9.6	2.1	6.4
23	LEARNING PRINCIPLES FOR CONSERVING AND IMPROVING THE GLOBAL ENVIRONMENT	N	19	25	26	8	10	6
		%	20.2	26.6	27.7	8.5	10.6	6.4
24	EFFECTIVELY USING TECHNOLOGY (E.G., COMPUTERS, HIGH-TECH EQUIPMENT)	N	36	38	9	4	1	6
		%	38.3	40.4	9.6	4.3	1.1	6.4
25	LEARNING ABOUT THE ROLE OF SCIENCE AND TECHNOLOGY IN SOCIETY	N	19	30	26	6	7	6
		%	20.2	31.9	27.7	6.4	7.4	6.4
26	UNDERSTANDING AND APPLYING MATH CONCEPTS AND STATISTICAL REASONING	N	17	28	25	9	9	6
		%	18.1	29.8	26.6	9.6	9.6	6.4

SUMMARY FOR SECTION II: COLLEGE OUTCOMES

ITEM A: IMPORTANCE OF AND PROGRESS TOWARD ATTAINING OUTCOMES AT THIS COLLEGE - PROGRESS AVERAGES RANK ORDERED

*** RANKED BY PROGRESS ***

(5=VERY MUCH, 4=MUCH, 3=MODERATE [AVERAGE], 2=LITTLE, 1=NONE)

IMPORTANCE OF ATTAINING OUTCOMES				PROGRESS AT THIS COLLEGE				
RANK	AVG*	# FOR AVERAGE	ITEM NO.	ITEM TEXT	RANK	# FOR AVERAGE	AVG*	SD
3	4.42	89	3	LEARNING TO THINK AND REASON	1	89	3.97	1.00
16	3.98	89	7	IMPROVING MY WRITING SKILLS	2	89	3.89	0.99
8	4.21	89	4	LOCATING, SCREENING, AND ORGANIZING INFORMATION	3	89	3.88	1.06
2	4.47	88	15	BECOMING COMPETENT IN MY MAJOR	4	88	3.86	1.02
4	4.29	89	2	DEVELOPING PROBLEM-SOLVING SKILLS	5	89	3.85	0.92
7	4.22	89	1	DRAWING CONCLUSIONS AFTER WEIGHING EVIDENCE, FACTS, AND IDEAS	6	89	3.84	0.99
1	4.52	88	14	ACQUIRING KNOWLEDGE AND SKILLS NEEDED FOR A CAREER	7	88	3.84	1.00
5	4.25	89	9	SPEAKING MORE EFFECTIVELY	8	89	3.76	1.02
9	4.20	89	5	THINKING OBJECTIVELY ABOUT BELIEFS, ATTITUDES, AND VALUES	9	88	3.75	1.05
19	3.93	88	17	BROADENING MY INTELLECTUAL INTERESTS	10	88	3.72	1.05
18	3.93	89	10	FURTHER DEVELOPING MY STUDY SKILLS	11	89	3.71	1.03
12	4.08	89	12	LEARNING TO FORMULATE AND RE-SHAPE MY LIFETIME GOALS	12	89	3.67	1.17
11	4.18	89	11	LISTENING TO AND UNDERSTANDING WHAT OTHERS SAY	13	89	3.65	1.02
14	4.01	89	13	DEVELOPING OPENNESS TO NEW IDEAS AND PRACTICES	14	89	3.63	1.08
10	4.18	88	24	EFFECTIVELY USING TECHNOLOGY (E.G., COMPUTERS, HIGH-TECH EQUIPMENT)	15	88	3.61	1.09
15	4.00	88	6	DEVELOPING MY CREATIVITY, GENERATING ORIGINAL IDEAS AND PRODUCTS	16	88	3.60	1.10
17	3.97	88	8	READING WITH GREATER SPEED AND BETTER COMPREHENSION	17	89	3.57	1.07
22	3.75	88	22	APPLYING SCIENTIFIC KNOWLEDGE AND SKILLS	18	88	3.44	1.11
20	3.85	88	18	DISCOVERING PRODUCTIVE AND REWARDING USES OF MY TALENTS AND LEISURE TIME	19	88	3.40	1.10
24	3.41	88	16	APPRECIATING THE FINE ARTS, MUSIC, LITERATURE, AND THE HUMANITIES	20	88	3.38	1.17
23	3.55	88	25	LEARNING ABOUT THE ROLE OF SCIENCE AND TECHNOLOGY IN SOCIETY	21	88	3.32	1.22
6	4.23	88	20	DEVELOPING EFFECTIVE JOB-SEEKING SKILLS	22	88	3.26	1.21
21	3.82	88	19	LEARNING PRINCIPLES FOR IMPROVING PHYSICAL AND MENTAL HEALTH	23	87	3.22	1.14
13	4.07	88	21	LEARNING ABOUT CAREER OPTIONS	24	88	3.17	1.20
26	3.40	88	26	UNDERSTANDING AND APPLYING MATH CONCEPTS AND STATISTICAL REASONING	25	88	3.14	1.18
25	3.40	88	23	LEARNING PRINCIPLES FOR CONSERVING AND IMPROVING THE GLOBAL ENVIRONMENT	26	88	3.10	1.27

SUMMARY FOR SECTION II: COLLEGE OUTCOMES

ITEM A: PROGRESS TOWARD ATTAINING OUTCOMES AT THIS COLLEGE - FREQUENCIES AND PERCENTAGES TOTAL SCANNED = 94 PAGE 1 OF 2

ITEM NO.	ITEM TEXT		VERY MUCH	MUCH	MODERATE (AVERAGE)	LITTLE	NONE	BLANK
1	DRAWING CONCLUSIONS AFTER WEIGHING EVIDENCE, FACTS, AND IDEAS	N	23	40	19	3	4	5
		%	24.5	42.6	20.2	3.2	4.3	5.3
2	DEVELOPING PROBLEM-SOLVING SKILLS	N	24	34	27	2	2	5
		%	25.5	36.2	28.7	2.1	2.1	5.3
3	LEARNING TO THINK AND REASON	N	31	34	16	6	2	5
		%	33.0	36.2	17.0	6.4	2.1	5.3
4	LOCATING, SCREENING, AND ORGANIZING INFORMATION	N	32	24	26	4	3	5
		%	34.0	25.5	27.7	4.3	3.2	5.3
5	THINKING OBJECTIVELY ABOUT BELIEFS, ATTITUDES, AND VALUES	N	23	33	23	5	4	6
		%	24.5	35.1	24.5	5.3	4.3	6.4
6	DEVELOPING MY CREATIVITY, GENERATING ORIGINAL IDEAS AND PRODUCTS	N	21	28	27	7	5	6
		%	22.3	29.8	28.7	7.4	5.3	6.4
7	IMPROVING MY WRITING SKILLS	N	29	29	25	4	2	5
		%	30.9	30.9	26.6	4.3	2.1	5.3
8	READING WITH GREATER SPEED AND BETTER COMPREHENSION	N	18	33	24	10	4	5
		%	19.1	35.1	25.5	10.6	4.3	5.3
9	SPEAKING MORE EFFECTIVELY	N	24	31	26	5	3	5
		%	25.5	33.0	27.7	5.3	3.2	5.3
10	FURTHER DEVELOPING MY STUDY SKILLS	N	21	35	22	8	3	5
		%	22.3	37.2	23.4	8.5	3.2	5.3
11	LISTENING TO AND UNDERSTANDING WHAT OTHERS SAY	N	19	33	28	5	4	5
		%	20.2	35.1	29.8	5.3	4.3	5.3
12	LEARNING TO FORMULATE AND RE-SHAPE MY LIFETIME GOALS	N	27	24	26	6	6	5
		%	28.7	25.5	27.7	6.4	6.4	5.3
13	DEVELOPING OPENNESS TO NEW IDEAS AND PRACTICES	N	21	30	27	6	5	5
		%	22.3	31.9	28.7	6.4	5.3	5.3

ACT COLLEGE OUTCOMES SURVEY (COS) SUMMARY REPORT

12/27/12

PAGE 15

ROGERS STATE UNIVERSITY

CLAREMORE, OK

CODE 3420

SUMMARY FOR SECTION II: COLLEGE OUTCOMES

ITEM A: PROGRESS TOWARD ATTAINING OUTCOMES AT THIS COLLEGE - FREQUENCIES AND PERCENTAGES TOTAL SCANNED = 94 PAGE 2 OF 2

ITEM NO.	ITEM TEXT		VERY MUCH	MUCH	MODERATE (AVERAGE)	LITTLE	NONE	BLANK
14	ACQUIRING KNOWLEDGE AND SKILLS NEEDED FOR A CAREER	N	26	32	22	6	2	6
		%	27.7	34.0	23.4	6.4	2.1	6.4
15	BECOMING COMPETENT IN MY MAJOR	N	26	36	17	6	3	6
		%	27.7	38.3	18.1	6.4	3.2	6.4
16	APPRECIATING THE FINE ARTS, MUSIC, LITERATURE, AND THE HUMANITIES	N	19	21	27	16	5	6
		%	20.2	22.3	28.7	17.0	5.3	6.4
17	BROADENING MY INTELLECTUAL INTERESTS	N	23	30	26	5	4	6
		%	24.5	31.9	27.7	5.3	4.3	6.4
18	DISCOVERING PRODUCTIVE AND REWARDING USES OF MY TALENTS AND LEISURE TIME	N	18	20	33	13	4	6
		%	19.1	21.3	35.1	13.8	4.3	6.4
19	LEARNING PRINCIPLES FOR IMPROVING PHYSICAL AND MENTAL HEALTH	N	13	21	33	12	8	7
		%	13.8	22.3	35.1	12.8	8.5	7.4
20	DEVELOPING EFFECTIVE JOB-SEEKING SKILLS (E.G., INTERVIEWING, RESUME CONSTRUCTION)	N	14	26	28	9	11	6
		%	14.9	27.7	29.8	9.6	11.7	6.4
21	LEARNING ABOUT CAREER OPTIONS	N	14	20	31	13	10	6
		%	14.9	21.3	33.0	13.8	10.6	6.4
22	APPLYING SCIENTIFIC KNOWLEDGE AND SKILLS	N	17	25	32	8	6	6
		%	18.1	26.6	34.0	8.5	6.4	6.4
23	LEARNING PRINCIPLES FOR CONSERVING AND IMPROVING THE GLOBAL ENVIRONMENT	N	16	15	32	12	13	6
		%	17.0	16.0	34.0	12.8	13.8	6.4
24	EFFECTIVELY USING TECHNOLOGY (E.G., COMPUTERS, HIGH-TECH EQUIPMENT)	N	20	31	25	7	5	6
		%	21.3	33.0	26.6	7.4	5.3	6.4
25	LEARNING ABOUT THE ROLE OF SCIENCE AND TECHNOLOGY IN SOCIETY	N	17	23	29	9	10	6
		%	18.1	24.5	30.9	9.6	10.6	6.4
26	UNDERSTANDING AND APPLYING MATH CONCEPTS AND STATISTICAL REASONING	N	11	24	30	12	11	6
		%	11.7	25.5	31.9	12.8	11.7	6.4

SUMMARY FOR SECTION II: COLLEGE OUTCOMES

ITEM B: VIEWS OF REQUIRED COURSES OUTSIDE MAJOR - AGREEMENT AVERAGES RANK ORDERED

REQUIRED COURSES OUTSIDE MY AREA OF SPECIALIZATION HELPED ME ...

(5=STRONGLY AGREE, 4=AGREE, 3=NEUTRAL, 2=DISAGREE, 1=STRONGLY DISAGREE)

RANK	# FOR AVERAGE	AGREEMENT AVERAGE*	SD	ITEM NO.	ITEM TEXT
1	87	3.94	1.03	7	BECOME A MORE INDEPENDENT AND SELF-DIRECTED LEARNER.
2	86	3.79	0.93	4	BROADEN MY AWARENESS OF DIVERSITY AMONG PEOPLE, THEIR VALUES AND CULTURES.
3	85	3.78	1.01	2	DEVELOP AS A 'WHOLE PERSON.'
4	84	3.71	1.02	1	THINK ABOUT MY MAJOR IN THE CONTEXT OF A LARGER WORLD VIEW.
5	84	3.62	1.09	5	INCREASE MY KNOWLEDGE OF THE EARTH AND ITS PHYSICAL AND BIOLOGICAL RESOURCES.
6	86	3.57	0.99	6	BUILD A FRAMEWORK TO ORGANIZE MY LEARNING WITHIN AND ACROSS AREAS OF STUDY.
7	81	3.49	1.11	3	APPRECIATE GREAT WORKS OF LITERATURE, PHILOSOPHY, AND ART.

ACT COLLEGE OUTCOMES SURVEY (COS) SUMMARY REPORT

12/27/12

PAGE 17

ROGERS STATE UNIVERSITY

CLAREMORE, OK

CODE 3420

SUMMARY FOR SECTION II: COLLEGE OUTCOMES

ITEM B: VIEWS OF REQUIRED COURSES OUTSIDE MAJOR - FREQUENCIES AND PERCENTAGES TOTAL SCANNED = 94

REQUIRED COURSES OUTSIDE MY AREA OF SPECIALIZATION HELPED ME ...

ITEM NO	ITEM TEXT		STRONGLY AGREE	AGREE	NEUTRAL	DISAGREE	STRONGLY DISAGREE	NOT APPLICABLE	BLANK
1	... THINK ABOUT MY MAJOR IN THE CONTEXT OF A LARGER WORLD VIEW.	N	20	32	23	6	3	4	6
		%	21.3	34.0	24.5	6.4	3.2	4.3	6.4
2	... DEVELOP AS A "WHOLE PERSON."	N	22	33	22	5	3	3	6
		%	23.4	35.1	23.4	5.3	3.2	3.2	6.4
3	... APPRECIATE GREAT WORKS OF LITERATURE, PHILOSOPHY, AND ART.	N	17	25	24	11	4	7	6
		%	18.1	26.6	25.5	11.7	4.3	7.4	6.4
4	... BROADEN MY AWARENESS OF DIVERSITY AMONG PEOPLE, THEIR VALUES AND CULTURES.	N	20	36	24	4	2	2	6
		%	21.3	38.3	25.5	4.3	2.1	2.1	6.4
5	... INCREASE MY KNOWLEDGE OF THE EARTH AND ITS PHYSICAL AND BIOLOGICAL RESOURCES.	N	20	29	21	11	3	5	5
		%	21.3	30.9	22.3	11.7	3.2	5.3	5.3
6	... BUILD A FRAMEWORK TO ORGANIZE MY LEARNING WITHIN AND ACROSS AREAS OF STUDY.	N	14	35	27	6	4	2	6
		%	14.9	37.2	28.7	6.4	4.3	2.1	6.4
7	... BECOME A MORE INDEPENDENT AND SELF-DIRECTED LEARNER.	N	31	30	19	4	3	2	5
		%	33.0	31.9	20.2	4.3	3.2	2.1	5.3

SUMMARY FOR SECTION II: COLLEGE OUTCOMES

ITEM C: AGREEMENT WITH STATEMENTS ABOUT THIS COLLEGE - AGREEMENT AVERAGES RANK ORDERED

*** RANKED BY AGREEMENT ***

(5=STRONGLY AGREE, 4=AGREE, 3=NEUTRAL, 2=DISAGREE, 1=STRONGLY DISAGREE)

RANK	# FOR AVERAGE	AGREEMENT AVERAGE*	SD	ITEM NO.	ITEM TEXT
1	87	4.41	0.70	8	I AM PROUD OF MY ACCOMPLISHMENTS AT THIS COLLEGE.
2	87	4.20	0.91	7	THIS COLLEGE IS EQUALLY SUPPORTIVE OF ALL RACIAL/ETHNIC GROUPS.
3	87	4.15	0.85	1	THIS COLLEGE HAS HELPED ME MEET THE GOALS I CAME HERE TO ACHIEVE.
4	87	4.14	0.89	5	THIS COLLEGE IS EQUALLY SUPPORTIVE OF WOMEN AND MEN.
5	87	3.97	1.11	4	I WOULD RECOMMEND THIS COLLEGE TO OTHERS.
6	87	3.93	1.11	6	MY EXPERIENCES HERE HAVE HELPED MOTIVATE ME TO MAKE SOMETHING OF MY LIFE.
7	87	3.82	1.18	2	IF CHOOSING A COLLEGE I WOULD CHOOSE THIS ONE.
8	87	3.64	1.11	3	MY EXPERIENCES HERE HAVE EQUIPPED ME TO DEAL WITH POSSIBLE CAREER CHANGES.
9	87	3.47	1.27	9	THIS COLLEGE WELCOMES AND USES FEEDBACK FROM STUDENTS TO IMPROVE THE COLLEGE.

ACT COLLEGE OUTCOMES SURVEY (COS) SUMMARY REPORT

12/27/12

PAGE 19

ROGERS STATE UNIVERSITY

CLAREMORE, OK

CODE 3420

SUMMARY FOR SECTION II: COLLEGE OUTCOMES

ITEM C: AGREEMENT WITH STATEMENTS ABOUT THIS COLLEGE - FREQUENCIES AND PERCENTAGES TOTAL SCANNED = 94

ITEM NO.	ITEM TEXT		STRONGLY AGREE	AGREE	NEUTRAL	DISAGREE	STRONGLY DISAGREE	BLANK
1	THIS COLLEGE HAS HELPED ME MEET THE GOALS I CAME HERE TO ACHIEVE.	N	33	39	11	3	1	7
		%	35.1	41.5	11.7	3.2	1.1	7.4
2	IF CHOOSING A COLLEGE AGAIN, I WOULD CHOOSE THIS ONE.	N	29	31	16	4	7	7
		%	30.9	33.0	17.0	4.3	7.4	7.4
3	MY EXPERIENCES HERE HAVE EQUIPPED ME TO DEAL WITH POSSIBLE CAREER CHANGES.	N	22	30	21	10	4	7
		%	23.4	31.9	22.3	10.6	4.3	7.4
4	I WOULD RECOMMEND THIS COLLEGE TO OTHERS.	N	33	32	13	4	5	7
		%	35.1	34.0	13.8	4.3	5.3	7.4
5	THIS COLLEGE IS EQUALLY SUPPORTIVE OF WOMEN AND MEN.	N	36	32	14	5	0	7
		%	38.3	34.0	14.9	5.3	0.0	7.4
6	MY EXPERIENCES HERE HAVE HELPED MOTIVATE ME TO MAKE SOMETHING OF MY LIFE.	N	35	24	18	7	3	7
		%	37.2	25.5	19.1	7.4	3.2	7.4
7	THIS COLLEGE IS EQUALLY SUPPORTIVE OF ALL RACIAL/ETHNIC GROUPS.	N	39	31	14	1	2	7
		%	41.5	33.0	14.9	1.1	2.1	7.4
8	I AM PROUD OF MY ACCOMPLISHMENTS AT THIS COLLEGE.	N	44	37	5	0	1	7
		%	46.8	39.4	5.3	0.0	1.1	7.4
9	THIS COLLEGE WELCOMES AND USES FEEDBACK FROM STUDENTS TO IMPROVE THE COLLEGE.	N	22	25	21	10	9	7
		%	23.4	26.6	22.3	10.6	9.6	7.4

ACT COLLEGE OUTCOMES SURVEY (COS) SUMMARY REPORT

12/27/12

PAGE 20

ROGERS STATE UNIVERSITY

CLAREMORE, OK

CODE 3420

SUMMARY FOR SECTION II: COLLEGE OUTCOMES

ITEM D: PERSONAL GROWTH AND COLLEGE CONTRIBUTION TOWARD ATTAINING OUTCOMES - PERSONAL GROWTH AVERAGES RANK ORDERED PAGE 1 OF 2

*** RANKED BY PERSONAL GROWTH ***

(5=VERY MUCH, 4=MUCH, 3=MODERATE [AVERAGE], 2=LITTLE, 1=NONE)

PERSONAL GROWTH SINCE ENTERING THIS COLLEGE									COLLEGE CONTRIBUTION		
RANK	# FOR AVERAGE	AVG*	SD	ITEM NO.	ITEM TEXT	RANK	AVG*	# FOR AVERAGE			
1	86	4.19	0.83	25	BECOMING ACADEMICALLY COMPETENT	2	3.93	86			
2	86	4.15	0.96	36	ACQUIRING A WELL-ROUNDED GENERAL EDUCATION	1	3.94	86			
3	86	4.12	0.97	28	SETTING LONG-TERM OR 'LIFE' GOALS	6	3.60	86			
4	86	4.07	0.91	31	DEVELOPING SELF-CONFIDENCE	7	3.56	86			
5	84	4.01	0.94	19	CLARIFYING MY PERSONAL VALUES	20	3.38	85			
6	88	4.00	1.07	17	TAKING RESPONSIBILITY FOR MY OWN BEHAVIOR	15	3.45	87			
7	86	3.99	0.97	30	UNDERSTANDING MYSELF, MY TALENTS, AND MY INTERESTS	8	3.52	86			
8	85	3.96	0.98	20	DEVELOPING A SENSE OF PURPOSE, VALUE, AND MEANING FOR MY LIFE	21	3.38	85			
9	86	3.95	1.03	27	INCREASING MY INTELLECTUAL CURIOSITY	5	3.67	86			
10	86	3.95	0.86	32	BECOMING MORE WILLING TO CHANGE AND LEARN NEW THINGS	4	3.73	86			
11	84	3.92	0.98	24	ACQUIRING APPROPRIATE SOCIAL SKILLS FOR USE IN VARIOUS SITUATIONS	12	3.48	85			
12	84	3.92	1.00	26	DEVELOPING PRODUCTIVE WORK RELATIONSHIPS WITH BOTH MEN AND WOMEN	17	3.42	84			
13	86	3.91	1.05	34	IMPROVING MY ABILITY TO STAY WITH PROJECTS UNTIL THEY ARE FINISHED	3	3.80	86			
14	85	3.88	0.99	22	DEALING FAIRLY WITH A WIDE RANGE OF PEOPLE	16	3.44	84			
15	86	3.86	0.82	2	BECOMING MORE WILLING TO CONSIDER OPPOSING POINTS OF VIEW	14	3.46	87			
16	87	3.83	1.01	6	DEVELOPING LEADERSHIP SKILLS	11	3.49	86			
17	85	3.82	0.87	9	SEEKING AND CONVEYING THE SPIRIT OF TRUTH	27	3.29	83			
18	85	3.82	1.02	29	CONSTRUCTIVELY EXPRESSING BOTH EMOTIONS AND IDEAS	18	3.42	84			

ACT COLLEGE OUTCOMES SURVEY (COS) SUMMARY REPORT

12/27/12

PAGE 21

ROGERS STATE UNIVERSITY

CLAREMORE, OK

CODE 3420

SUMMARY FOR SECTION II: COLLEGE OUTCOMES

ITEM D: PERSONAL GROWTH AND COLLEGE CONTRIBUTION TOWARD ATTAINING OUTCOMES - PERSONAL GROWTH AVERAGES RANK ORDERED PAGE 2 OF 2

*** RANKED BY PERSONAL GROWTH ***

(5=VERY MUCH, 4=MUCH, 3=MODERATE [AVERAGE], 2=LITTLE, 1=NONE)

PERSONAL GROWTH SINCE ENTERING THIS COLLEGE									COLLEGE CONTRIBUTION		
RANK	# FOR AVERAGE	AVG*	SD	ITEM NO.	ITEM TEXT	RANK	AVG*	# FOR AVERAGE			
19	84	3.79	0.96	3	INTERACTING WELL WITH PEOPLE FROM CULTURES OTHER THAN MY OWN	9	3.50	82			
20	88	3.78	1.16	18	LEARNING HOW TO BECOME A MORE RESPONSIBLE FAMILY MEMBER	33	3.14	81			
21	86	3.77	0.96	1	BECOMING AN EFFECTIVE TEAM OR GROUP MEMBER	19	3.38	87			
22	85	3.76	1.02	21	LEARNING HOW TO MANAGE FINANCES (PERSONAL, FAMILY, OR BUSINESS)	32	3.14	85			
23	85	3.76	1.04	23	DEVELOPING MORAL PRINCIPLES TO GUIDE MY ACTIONS AND DECISIONS	28	3.27	83			
24	88	3.75	0.99	8	LEARNING TO BE ADAPTABLE, TOLERANT, AND WILLING TO NEGOTIATE	22	3.34	87			
25	84	3.73	0.92	10	BECOMING MORE AWARE OF GLOBAL AND INTERNATIONAL ISSUES/EVENTS	24	3.33	86			
26	87	3.72	1.04	4	IMPROVING MY ABILITY TO RELATE TO OTHERS	10	3.50	86			
27	88	3.72	1.16	5	PREPARING TO COPE WITH CHANGES (E.G., IN CAREER, RELATIONSHIPS, LIFESTYLE)	26	3.31	87			
28	78	3.64	1.21	33	DEVELOPING MY RELIGIOUS VALUES	36	2.92	76			
29	84	3.61	1.04	16	UNDERSTANDING RELIGIOUS VALUES THAT DIFFER FROM MY OWN	31	3.16	82			
30	86	3.59	1.00	14	RECOGNIZING MY RIGHTS, RESPONSIBILITIES, AND PRIVILEGES AS A CITIZEN	29	3.26	85			
31	80	3.59	1.14	7	ACTIVELY PARTICIPATING IN VOLUNTEER WORK TO SUPPORT WORTHWHILE CAUSES	34	3.10	78			
32	86	3.58	1.13	35	BECOMING A MORE EFFECTIVE MEMBER IN A MULTI-CULTURAL SOCIETY	25	3.32	85			
33	85	3.56	1.00	12	BECOMING MORE AWARE OF LOCAL AND NATIONAL POLITICAL/SOCIAL ISSUES	30	3.21	85			
34	84	3.56	1.05	15	BECOMING SENSITIVE TO MORAL INJUSTICES AND WAYS OF AVOIDING/CORRECTING THEM	23	3.33	82			
35	85	3.49	1.07	13	GAINING INSIGHT INTO HUMAN NATURE THROUGH LITERATURE, HISTORY, AND THE ARTS	13	3.48	86			
36	84	3.44	1.16	11	PREPARING MYSELF TO PARTICIPATE EFFECTIVELY IN THE ELECTORAL PROCESS	35	3.06	85			

ACT COLLEGE OUTCOMES SURVEY (COS) SUMMARY REPORT

12/27/12

PAGE 22

ROGERS STATE UNIVERSITY

CLAREMORE, OK

CODE 3420

SUMMARY FOR SECTION II: COLLEGE OUTCOMES

ITEM D: PERSONAL GROWTH TOWARD ATTAINING OUTCOMES - FREQUENCIES AND PERCENTAGES TOTAL SCANNED = 94 PAGE 1 OF 3

ITEM NO.	ITEM TEXT		VERY MUCH	MUCH	MODERATE (AVERAGE)	LITTLE	NONE	NOT GOAL OF MINE	BLANK
1	BECOMING AN EFFECTIVE TEAM OR GROUP MEMBER	N	18	41	19	5	3	2	6
		%	19.1	43.6	20.2	5.3	3.2	2.1	6.4
2	BECOMING MORE WILLING TO CONSIDER OPPOSING POINTS OF VIEW	N	19	40	24	2	1	2	6
		%	20.2	42.6	25.5	2.1	1.1	2.1	6.4
3	INTERACTING WELL WITH PEOPLE FROM CULTURES OTHER THAN MY OWN	N	20	35	23	3	3	4	6
		%	21.3	37.2	24.5	3.2	3.2	4.3	6.4
4	IMPROVING MY ABILITY TO RELATE TO OTHERS	N	21	34	23	5	4	1	6
		%	22.3	36.2	24.5	5.3	4.3	1.1	6.4
5	PREPARING TO COPE WITH CHANGES (E.G., IN CAREER, RELATIONSHIPS, LIFESTYLE)	N	26	28	24	3	7	0	6
		%	27.7	29.8	25.5	3.2	7.4	0.0	6.4
6	DEVELOPING LEADERSHIP SKILLS	N	25	32	23	4	3	1	6
		%	26.6	34.0	24.5	4.3	3.2	1.1	6.4
7	ACTIVELY PARTICIPATING IN VOLUNTEER WORK TO SUPPORT WORTHWHILE CAUSES	N	18	29	21	6	6	7	7
		%	19.1	30.9	22.3	6.4	6.4	7.4	7.4
8	LEARNING TO BE ADAPTABLE, TOLERANT, AND WILLING TO NEGOTIATE	N	22	33	24	7	2	0	6
		%	23.4	35.1	25.5	7.4	2.1	0.0	6.4
9	SEEKING AND CONVEYING THE SPIRIT OF TRUTH	N	19	38	23	4	1	3	6
		%	20.2	40.4	24.5	4.3	1.1	3.2	6.4
10	BECOMING MORE AWARE OF GLOBAL AND INTERNATIONAL ISSUES AND EVENTS	N	18	33	26	6	1	4	6
		%	19.1	35.1	27.7	6.4	1.1	4.3	6.4
11	PREPARING MYSELF TO PARTICIPATE EFFECTIVELY IN THE ELECTORAL PROCESS	N	18	24	24	13	5	4	6
		%	19.1	25.5	25.5	13.8	5.3	4.3	6.4
12	BECOMING MORE AWARE OF LOCAL AND NATIONAL POLITICAL AND SOCIAL ISSUES	N	17	28	27	12	1	3	6
		%	18.1	29.8	28.7	12.8	1.1	3.2	6.4

ACT COLLEGE OUTCOMES SURVEY (COS) SUMMARY REPORT

12/27/12

PAGE 23

ROGERS STATE UNIVERSITY

CLAREMORE, OK

CODE 3420

SUMMARY FOR SECTION II: COLLEGE OUTCOMES

ITEM D: PERSONAL GROWTH TOWARD ATTAINING OUTCOMES - FREQUENCIES AND PERCENTAGES TOTAL SCANNED = 94 PAGE 2 OF 3

ITEM NO.	ITEM TEXT		VERY MUCH	MUCH	MODERATE (AVERAGE)	LITTLE	NONE	NOT GOAL OF MINE	BLANK
13	GAINING INSIGHT INTO HUMAN NATURE THROUGH LITERATURE, HISTORY, AND THE ARTS	N	17	27	24	15	2	3	6
		%	18.1	28.7	25.5	16.0	2.1	3.2	6.4
14	RECOGNIZING MY RIGHTS, RESPONSIBILITIES, AND PRIVILEGES AS A CITIZEN	N	19	25	32	8	2	2	6
		%	20.2	26.6	34.0	8.5	2.1	2.1	6.4
15	BECOMING SENSITIVE TO MORAL INJUSTICES AND WAYS OF AVOIDING OR CORRECTING THEM	N	18	26	28	9	3	4	6
		%	19.1	27.7	29.8	9.6	3.2	4.3	6.4
16	UNDERSTANDING RELIGIOUS VALUES THAT DIFFER FROM MY OWN	N	18	29	26	8	3	4	6
		%	19.1	30.9	27.7	8.5	3.2	4.3	6.4
17	TAKING RESPONSIBILITY FOR MY OWN BEHAVIOR	N	34	32	14	4	4	0	6
		%	36.2	34.0	14.9	4.3	4.3	0.0	6.4
18	LEARNING HOW TO BECOME A MORE RESPONSIBLE FAMILY MEMBER	N	30	25	23	4	6	0	6
		%	31.9	26.6	24.5	4.3	6.4	0.0	6.4
19	CLARIFYING MY PERSONAL VALUES	N	31	29	19	4	1	3	7
		%	33.0	30.9	20.2	4.3	1.1	3.2	7.4
20	DEVELOPING A SENSE OF PURPOSE, VALUE, AND MEANING FOR MY LIFE	N	29	31	21	1	3	2	7
		%	30.9	33.0	22.3	1.1	3.2	2.1	7.4
21	LEARNING HOW TO MANAGE FINANCES (PERSONAL, FAMILY, OR BUSINESS)	N	24	28	24	7	2	2	7
		%	25.5	29.8	25.5	7.4	2.1	2.1	7.4
22	DEALING FAIRLY WITH A WIDE RANGE OF PEOPLE	N	27	29	23	4	2	2	7
		%	28.7	30.9	24.5	4.3	2.1	2.1	7.4
23	DEVELOPING MORAL PRINCIPLES TO GUIDE MY ACTIONS AND DECISIONS	N	24	29	22	8	2	2	7
		%	25.5	30.9	23.4	8.5	2.1	2.1	7.4
24	ACQUIRING APPROPRIATE SOCIAL SKILLS FOR USE IN VARIOUS SITUATIONS	N	26	34	17	5	2	2	8
		%	27.7	36.2	18.1	5.3	2.1	2.1	8.5

ACT COLLEGE OUTCOMES SURVEY (COS) SUMMARY REPORT

12/27/12

PAGE 24

ROGERS STATE UNIVERSITY

CLAREMORE, OK

CODE 3420

SUMMARY FOR SECTION II: COLLEGE OUTCOMES

ITEM D: PERSONAL GROWTH TOWARD ATTAINING OUTCOMES - FREQUENCIES AND PERCENTAGES TOTAL SCANNED = 94 PAGE 3 OF 3

ITEM NO.	ITEM TEXT		VERY MUCH	MUCH	MODERATE (AVERAGE)	LITTLE	NONE	NOT GOAL OF MINE	BLANK
25	BECOMING ACADEMICALLY COMPETENT	N	35	35	14	1	1	1	7
		%	37.2	37.2	14.9	1.1	1.1	1.1	7.4
26	DEVELOPING PRODUCTIVE WORK RELATIONSHIPS WITH BOTH MEN AND WOMEN	N	28	30	19	5	2	3	7
		%	29.8	31.9	20.2	5.3	2.1	3.2	7.4
27	INCREASING MY INTELLECTUAL CURIOSITY	N	34	23	21	7	1	1	7
		%	36.2	24.5	22.3	7.4	1.1	1.1	7.4
28	SETTING LONG-TERM OR "LIFE" GOALS	N	37	30	12	6	1	1	7
		%	39.4	31.9	12.8	6.4	1.1	1.1	7.4
29	CONSTRUCTIVELY EXPRESSING BOTH EMOTIONS AND IDEAS	N	26	28	23	6	2	1	8
		%	27.7	29.8	24.5	6.4	2.1	1.1	8.5
30	UNDERSTANDING MYSELF, MY TALENTS, AND MY INTERESTS	N	30	34	14	7	1	1	7
		%	31.9	36.2	14.9	7.4	1.1	1.1	7.4
31	DEVELOPING SELF-CONFIDENCE	N	33	31	18	3	1	1	7
		%	35.1	33.0	19.1	3.2	1.1	1.1	7.4
32	BECOMING MORE WILLING TO CHANGE AND LEARN NEW THINGS	N	25	36	22	2	1	1	7
		%	26.6	38.3	23.4	2.1	1.1	1.1	7.4
33	DEVELOPING MY RELIGIOUS VALUES	N	25	17	25	5	6	9	7
		%	26.6	18.1	26.6	5.3	6.4	9.6	7.4
34	IMPROVING MY ABILITY TO STAY WITH PROJECTS UNTIL THEY ARE FINISHED	N	28	35	13	7	3	1	7
		%	29.8	37.2	13.8	7.4	3.2	1.1	7.4
35	BECOMING A MORE EFFECTIVE MEMBER IN A MULTI-CULTURAL SOCIETY	N	21	25	29	5	6	1	7
		%	22.3	26.6	30.9	5.3	6.4	1.1	7.4
36	ACQUIRING A WELL-ROUNDED GENERAL EDUCATION	N	38	30	13	3	2	1	7
		%	40.4	31.9	13.8	3.2	2.1	1.1	7.4

ACT COLLEGE OUTCOMES SURVEY (COS) SUMMARY REPORT

12/27/12

PAGE 25

ROGERS STATE UNIVERSITY

CLAREMORE, OK

CODE 3420

SUMMARY FOR SECTION II: COLLEGE OUTCOMES

ITEM D: PERSONAL GROWTH AND COLLEGE CONTRIBUTION TOWARD ATTAINING OUTCOMES - COLLEGE CONTRIBUTION AVERAGES RANK ORDERED PAGE 1 OF 2

*** RANKED BY COLLEGE CONTRIBUTION ***

(5=VERY GREAT, 4=GREAT, 3=MODERATE [AVERAGE], 2=LITTLE, 1=NONE)

PERSONAL GROWTH SINCE ENTERING THIS COLLEGE					COLLEGE CONTRIBUTION			
RANK	AVG*	# FOR AVERAGE	ITEM NO.	ITEM TEXT	RANK	# FOR AVERAGE	AVG*	SD
2	4.15	86	36	ACQUIRING A WELL-ROUNDED GENERAL EDUCATION	1	86	3.94	1.16
1	4.19	86	25	BECOMING ACADEMICALLY COMPETENT	2	86	3.93	1.09
13	3.91	86	34	IMPROVING MY ABILITY TO STAY WITH PROJECTS UNTIL THEY ARE FINISHED	3	86	3.80	1.19
10	3.95	86	32	BECOMING MORE WILLING TO CHANGE AND LEARN NEW THINGS	4	86	3.73	1.00
9	3.95	86	27	INCREASING MY INTELLECTUAL CURIOSITY	5	86	3.67	1.30
3	4.12	86	28	SETTING LONG-TERM OR 'LIFE' GOALS	6	86	3.60	1.21
4	4.07	86	31	DEVELOPING SELF-CONFIDENCE	7	86	3.56	1.24
7	3.99	86	30	UNDERSTANDING MYSELF, MY TALENTS, AND MY INTERESTS	8	86	3.52	1.27
19	3.79	84	3	INTERACTING WELL WITH PEOPLE FROM CULTURES OTHER THAN MY OWN	9	82	3.50	1.05
26	3.72	87	4	IMPROVING MY ABILITY TO RELATE TO OTHERS	10	86	3.50	1.16
16	3.83	87	6	DEVELOPING LEADERSHIP SKILLS	11	86	3.49	1.08
11	3.92	84	24	ACQUIRING APPROPRIATE SOCIAL SKILLS FOR USE IN VARIOUS SITUATIONS	12	85	3.48	1.25
35	3.49	85	13	GAINING INSIGHT INTO HUMAN NATURE THROUGH LITERATURE, HISTORY AND THE ARTS	13	86	3.48	1.17
15	3.86	86	2	BECOMING MORE WILLING TO CONSIDER OPPOSING POINTS OF VIEW	14	87	3.46	1.06
6	4.00	88	17	TAKING RESPONSIBILITY FOR MY OWN BEHAVIOR	15	87	3.45	1.27
14	3.88	85	22	DEALING FAIRLY WITH A WIDE RANGE OF PEOPLE	16	84	3.44	1.25
12	3.92	84	26	DEVELOPING PRODUCTING WORK RELATIONSHIPS WITH BOTH MEN AND WOMEN	17	84	3.42	1.19
18	3.82	85	29	CONSTRUCTIVELY EXPRESSING BOTH EMOTIONS AND IDEAS	18	84	3.42	1.20

ACT COLLEGE OUTCOMES SURVEY (COS) SUMMARY REPORT

12/27/12

PAGE 26

ROGERS STATE UNIVERSITY

CLAREMORE, OK

CODE 3420

SUMMARY FOR SECTION II: COLLEGE OUTCOMES

ITEM D: PERSONAL GROWTH AND COLLEGE CONTRIBUTION TOWARD ATTAINING OUTCOMES - COLLEGE CONTRIBUTION AVERAGES RANK ORDERED PAGE 2 OF 2

*** RANKED BY COLLEGE CONTRIBUTION ***

(5=VERY GREAT, 4=GREAT, 3=MODERATE [AVERAGE], 2=LITTLE, 1=NONE)

PERSONAL GROWTH SINCE ENTERING THIS COLLEGE				COLLEGE CONTRIBUTION			
RANK	AVG*	# FOR AVERAGE	ITEM NO.	ITEM TEXT	RANK	# FOR AVERAGE	AVG* SD
21	3.77	86	1	BECOMING AN EFFECTIVE TEAM OR GROUP MEMBER	19	87	3.38 1.11
5	4.01	84	19	CLARIFYING MY PERSONAL VALUES	20	85	3.38 1.23
8	3.96	85	20	DEVELOPING A SENSE OF PURPOSE, VALUE, AND MEANING FOR MY LIFE	21	85	3.38 1.27
24	3.75	88	8	LEARNING TO BE ADAPTABLE, TOLERANT, AND WILLING TO NEGOTIATE	22	87	3.34 1.08
34	3.56	84	15	BECOMING SENSITIVE TO MORAL INJUSTICES AND WAYS OF AVOIDING/CORRECTING THEM	23	82	3.33 1.20
25	3.73	84	10	BECOMING MORE AWARE OF GLOBAL AND INTERNATIONAL ISSUES AND EVENTS	24	86	3.33 1.10
32	3.58	86	35	BECOMING AMORE EFFECTIVE MEMBER IN A MULTI-CULTURAL SOCIETY	25	85	3.32 1.20
27	3.72	88	5	PREPARING TO COPE WITH CHANGES (E.G., IN CAREER, RELATIONSHIPS, LIFESTYLE)	26	87	3.31 1.19
17	3.82	85	9	SEEKING AND CONVEYING THE SPIRIT OF TRUTH	27	83	3.29 1.20
23	3.76	85	23	DEVELOPING MORE PRINCIPLES TO GUIDE MY ACTIONS AND DECISIONS	28	83	3.27 1.33
30	3.59	86	14	RECOGNIZING MY RIGHTS, RESPONSIBILITIES, AND PRIVILEGES AS A CITIZEN	29	85	3.26 1.17
33	3.56	85	12	BECOMING MORE AWARE OF LOCAL AND NATIONAL POLITICAL AND SOCIAL ISSUES	30	85	3.21 1.16
29	3.61	84	16	UNDERSTANDING RELIGIOUS VALUES THAT DIFFER FROM MY OWN	31	82	3.16 1.24
22	3.76	85	21	LEARNING HOW TO MANAGE FINANCES (PERSONAL, FAMILY, OR BUSINESS)	32	85	3.14 1.33
20	3.78	88	18	LEARNING HOW TO BECOME A MORE RESPONSIBLE FAMILY MEMBER	33	81	3.14 1.29
31	3.59	80	7	ACTIVELY PARTICIPATING IN VOLUNTEER WORK TO SUPPORT WORTHWHILE CAUSES	34	78	3.10 1.23
36	3.44	84	11	PREPARING MYSELF TO PARTICIPATE EFFECTIVELY IN THE ELECTORAL PROCESS	35	85	3.06 1.24
28	3.64	78	33	DEVELOPING MY RELIGIOUS VALUES	36	76	2.92 1.34

ACT COLLEGE OUTCOMES SURVEY (COS) SUMMARY REPORT

12/27/12

PAGE 27

ROGERS STATE UNIVERSITY

CLAREMORE, OK

CODE 3420

SUMMARY FOR SECTION II: COLLEGE OUTCOMES

ITEM D: COLLEGE CONTRIBUTION TOWARD ATTAINING OUTCOMES - FREQUENCIES AND PERCENTAGES TOTAL SCANNED = 94 PAGE 1 OF 3

ITEM NO.	ITEM TEXT		VERY GREAT	GREAT	MODERATE (AVERAGE)	LITTLE	NONE	NOT APPLICABLE	BLANK
1	BECOMING AN EFFECTIVE TEAM OR GROUP MEMBER	N	14	28	28	11	6	1	6
		%	14.9	29.8	29.8	11.7	6.4	1.1	6.4
2	BECOMING MORE WILLING TO CONSIDER OPPOSING POINTS OF VIEW	N	15	29	28	11	4	1	6
		%	16.0	30.9	29.8	11.7	4.3	1.1	6.4
3	INTERACTING WELL WITH PEOPLE FROM CULTURES OTHER THAN MY OWN	N	15	27	28	8	4	5	7
		%	16.0	28.7	29.8	8.5	4.3	5.3	7.4
4	IMPROVING MY ABILITY TO RELATE TO OTHERS	N	21	21	30	8	6	1	7
		%	22.3	22.3	31.9	8.5	6.4	1.1	7.4
5	PREPARING TO COPE WITH CHANGES (E.G., IN CAREER, RELATIONSHIPS, LIFESTYLE)	N	15	26	25	13	8	0	7
		%	16.0	27.7	26.6	13.8	8.5	0.0	7.4
6	DEVELOPING LEADERSHIP SKILLS	N	18	24	29	12	3	1	7
		%	19.1	25.5	30.9	12.8	3.2	1.1	7.4
7	ACTIVELY PARTICIPATING IN VOLUNTEER WORK TO SUPPORT WORTHWHILE CAUSES	N	12	17	26	13	10	8	8
		%	12.8	18.1	27.7	13.8	10.6	8.5	8.5
8	LEARNING TO BE ADAPTABLE, TOLERANT, AND WILLING TO NEGOTIATE	N	14	26	26	18	3	0	7
		%	14.9	27.7	27.7	19.1	3.2	0.0	7.4
9	SEEKING AND CONVEYING THE SPIRIT OF TRUTH	N	16	20	26	14	7	4	7
		%	17.0	21.3	27.7	14.9	7.4	4.3	7.4
10	BECOMING MORE AWARE OF GLOBAL AND INTERNATIONAL ISSUES AND EVENTS	N	15	21	32	13	5	1	7
		%	16.0	22.3	34.0	13.8	5.3	1.1	7.4
11	PREPARING MYSELF TO PARTICIPATE EFFECTIVELY IN THE ELECTORAL PROCESS	N	13	17	29	14	12	2	7
		%	13.8	18.1	30.9	14.9	12.8	2.1	7.4
12	BECOMING MORE AWARE OF LOCAL AND NATIONAL POLITICAL AND SOCIAL ISSUES	N	15	17	30	17	6	1	8
		%	16.0	18.1	31.9	18.1	6.4	1.1	8.5

ACT COLLEGE OUTCOMES SURVEY (COS) SUMMARY REPORT

12/27/12

PAGE 28

ROGERS STATE UNIVERSITY

CLAREMORE, OK

CODE 3420

SUMMARY FOR SECTION II: COLLEGE OUTCOMES

ITEM D: COLLEGE CONTRIBUTION TOWARD ATTAINING OUTCOMES - FREQUENCIES AND PERCENTAGES TOTAL SCANNED = 94 PAGE 2 OF 3

ITEM NO.	ITEM TEXT		VERY GREAT	GREAT	MODERATE (AVERAGE)	LITTLE	NONE	NOT APPLICABLE	BLANK
13	GAINING INSIGHT INTO HUMAN NATURE THROUGH LITERATURE, HISTORY, AND THE ARTS	N %	21 22.3	21 22.3	27 28.7	12 12.8	5 5.3	1 1.1	7 7.4
14	RECOGNIZING MY RIGHTS, RESPONSIBILITIES, AND PRIVILEGES AS A CITIZEN	N %	16 17.0	17 18.1	32 34.0	13 13.8	7 7.4	2 2.1	7 7.4
15	BECOMING SENSITIVE TO MORAL INJUSTICES AND WAYS OF AVOIDING OR CORRECTING THEM	N %	16 17.0	22 23.4	24 25.5	13 13.8	7 7.4	4 4.3	8 8.5
16	UNDERSTANDING RELIGIOUS VALUES THAT DIFFER FROM MY OWN	N %	13 13.8	22 23.4	22 23.4	15 16.0	10 10.6	5 5.3	7 7.4
17	TAKING RESPONSIBILITY FOR MY OWN BEHAVIOR	N %	21 22.3	26 27.7	20 21.3	11 11.7	9 9.6	0 0.0	7 7.4
18	LEARNING HOW TO BECOME A MORE RESPONSIBLE FAMILY MEMBER	N %	14 14.9	21 22.3	19 20.2	16 17.0	11 11.7	6 6.4	7 7.4
19	CLARIFYING MY PERSONAL VALUES	N %	20 21.3	20 21.3	23 24.5	16 17.0	6 6.4	2 2.1	7 7.4
20	DEVELOPING A SENSE OF PURPOSE, VALUE, AND MEANING FOR MY LIFE	N %	20 21.3	22 23.4	22 23.4	12 12.8	9 9.6	2 2.1	7 7.4
21	LEARNING HOW TO MANAGE FINANCES (PERSONAL, FAMILY, OR BUSINESS)	N %	15 16.0	23 24.5	20 21.3	13 13.8	14 14.9	2 2.1	7 7.4
22	DEALING FAIRLY WITH A WIDE RANGE OF PEOPLE	N %	20 21.3	24 25.5	21 22.3	11 11.7	8 8.5	2 2.1	8 8.5
23	DEVELOPING MORAL PRINCIPLES TO GUIDE MY ACTIONS AND DECISIONS	N %	19 20.2	19 20.2	21 22.3	13 13.8	11 11.7	3 3.2	8 8.5
24	ACQUIRING APPROPRIATE SOCIAL SKILLS FOR USE IN VARIOUS SITUATIONS	N %	22 23.4	23 24.5	22 23.4	10 10.6	8 8.5	2 2.1	7 7.4

ACT COLLEGE OUTCOMES SURVEY (COS) SUMMARY REPORT

12/27/12

PAGE 29

ROGERS STATE UNIVERSITY

CLAREMORE, OK

CODE 3420

SUMMARY FOR SECTION II: COLLEGE OUTCOMES

ITEM D: COLLEGE CONTRIBUTION TOWARD ATTAINING OUTCOMES - FREQUENCIES AND PERCENTAGES TOTAL SCANNED = 94 PAGE 3 OF 3

ITEM NO.	ITEM TEXT		VERY GREAT	GREAT	MODERATE (AVERAGE)	LITTLE	NONE	NOT APPLICABLE	BLANK
25	BECOMING ACADEMICALLY COMPETENT	N	33	26	18	6	3	1	7
		%	35.1	27.7	19.1	6.4	3.2	1.1	7.4
26	DEVELOPING PRODUCTIVE WORK RELATIONSHIPS WITH BOTH MEN AND WOMEN	N	18	21	32	4	9	3	7
		%	19.1	22.3	34.0	4.3	9.6	3.2	7.4
27	INCREASING MY INTELLECTUAL CURIOSITY	N	32	17	22	7	8	1	7
		%	34.0	18.1	23.4	7.4	8.5	1.1	7.4
28	SETTING LONG-TERM OR "LIFE" GOALS	N	27	19	24	11	5	1	7
		%	28.7	20.2	25.5	11.7	5.3	1.1	7.4
29	CONSTRUCTIVELY EXPRESSING BOTH EMOTIONS AND IDEAS	N	21	17	27	14	5	2	8
		%	22.3	18.1	28.7	14.9	5.3	2.1	8.5
30	UNDERSTANDING MYSELF, MY TALENTS, AND MY INTERESTS	N	25	22	19	13	7	1	7
		%	26.6	23.4	20.2	13.8	7.4	1.1	7.4
31	DEVELOPING SELF-CONFIDENCE	N	24	23	24	7	8	1	7
		%	25.5	24.5	25.5	7.4	8.5	1.1	7.4
32	BECOMING MORE WILLING TO CHANGE AND LEARN NEW THINGS	N	19	38	19	7	3	1	7
		%	20.2	40.4	20.2	7.4	3.2	1.1	7.4
33	DEVELOPING MY RELIGIOUS VALUES	N	13	11	24	13	15	11	7
		%	13.8	11.7	25.5	13.8	16.0	11.7	7.4
34	IMPROVING MY ABILITY TO STAY WITH PROJECTS UNTIL THEY ARE FINISHED	N	30	26	20	3	7	1	7
		%	31.9	27.7	21.3	3.2	7.4	1.1	7.4
35	BECOMING A MORE EFFECTIVE MEMBER IN A MULTI-CULTURAL SOCIETY	N	18	17	32	10	8	2	7
		%	19.1	18.1	34.0	10.6	8.5	2.1	7.4
36	ACQUIRING A WELL-ROUNDED GENERAL EDUCATION	N	36	24	16	5	5	1	7
		%	38.3	25.5	17.0	5.3	5.3	1.1	7.4

ACT COLLEGE OUTCOMES SURVEY (COS) SUMMARY REPORT

12/27/12

PAGE 30

ROGERS STATE UNIVERSITY

CLAREMORE, OK

CODE 3420

SUMMARY FOR SECTION III: SATISFACTION WITH GIVEN ASPECTS OF THIS COLLEGE

SATISFACTION AVERAGES RANK ORDERED

PAGE 1 OF 2

(5=VERY SATISFIED, 4=SATISFIED, 3=NEUTRAL, 2=DISSATISFIED, 1=VERY DISSATISFIED)

RANK	# FOR AVERAGE	SATISFACTION AVERAGE*	SD	ITEM NO.	ITEM TEXT
1	88	4.22	0.76	9	CLASS SIZE
2	87	4.06	0.76	34	STUDENT ACCESS TO COMPUTER FACILITIES AND SERVICES
3	87	4.02	0.91	36	LIBRARY/LEARNING RESOURCES CENTER SERVICES
4	63	4.00	0.76	18	FREEDOM FROM HARASSMENT ON CAMPUS
5	91	3.99	0.93	1	FACULTY RESPECT FOR STUDENTS
6	91	3.95	1.05	39	THIS COLLEGE IN GENERAL
7	91	3.90	1.02	6	QUALITY OF MY PROGRAM OF STUDY
8	78	3.87	0.90	19	PERSONAL SECURITY/SAFETY ON CAMPUS
9	83	3.86	0.92	21	RULES GOVERNING STUDENT CONDUCT
10	45	3.82	0.80	12	STUDENT MENTAL HEALTH SERVICES
11	54	3.81	0.88	22	COLLEGE RESPONSE TO STUDENTS WITH SPECIAL NEEDS (E.G., DISABLED, HANDICAPPED)
12	91	3.81	0.95	2	QUALITY OF INSTRUCTION
13	73	3.81	1.08	20	COLLEGE RESPONSE TO NONTRADITIONAL STUDENTS (E.G., OLDER, PART-TIME)
14	66	3.79	0.93	35	DEVELOPMENTAL, REMEDIAL, AND TUTORIAL SERVICES, INCLUDING WRITING LABS, MATH LABS
15	88	3.75	1.01	10	FLEXIBLE DEGREE REQUIREMENTS
16	81	3.74	0.98	23	CAMPUS ATMOSPHERE OF ETHNIC, POLITICAL, AND RELIGIOUS UNDERSTANDING
17	65	3.72	0.94	33	NEW STUDENT PLACEMENT IN READING/WRITING, MATH COURSES
18	51	3.71	0.94	16	STUDENT HEALTH/WELLNESS SERVICES
19	79	3.66	0.90	5	INFORMAL CONTACT WITH FACULTY IN NON-ACADEMIC SETTINGS
20	37	3.65	0.85	14	VETERANS SERVICES

ACT COLLEGE OUTCOMES SURVEY (COS) SUMMARY REPORT

12/27/12

PAGE 31

ROGERS STATE UNIVERSITY

CLAREMORE, OK

CODE 3420

SUMMARY FOR SECTION III: SATISFACTION WITH GIVEN ASPECTS OF THIS COLLEGE

SATISFACTION AVERAGES RANK ORDERED

PAGE 2 OF 2

(5=VERY SATISFIED, 4=SATISFIED, 3=NEUTRAL, 2=DISSATISFIED, 1=VERY DISSATISFIED)

RANK	# FOR AVERAGE	SATISFACTION AVERAGE*	SD	ITEM NO.	ITEM TEXT
21	84	3.63	0.97	25	OPPORTUNITIES FOR INVOLVEMENT IN CAMPUS ACTIVITIES
22	91	3.60	1.15	4	CONCERN FOR ME AS AN INDIVIDUAL
23	45	3.60	0.83	11	SERVICES FOR VICTIMS OF CRIME AND HARASSMENT
24	60	3.58	0.99	26	RECREATIONAL AND INTRAMURAL PROGRAMS
25	73	3.53	0.98	24	COLLEGE SOCIAL ACTIVITIES
26	90	3.53	1.10	38	VARIETY OF COURSES OFFERED
27	91	3.52	1.14	3	AVAILABILITY OF FACULTY FOR OFFICE APPOINTMENTS
28	51	3.51	0.96	30	PERSONAL COUNSELING SERVICES(E.G.,RESOLVING PERSONAL PROBLEMS)
29	32	3.50	0.61	15	LANGUAGE DEVELOPMENT SERVICES FOR STUDENTS WHOSE FIRST LANGUAGE IS NOT ENGLISH
30	64	3.47	1.07	37	TRANSFER OF COURSE CREDITS FROM OTHER COLLEGES TO THIS COLLEGE
31	91	3.46	1.31	7	QUALITY OF ACADEMIC ADVISING
32	83	3.43	1.28	32	FINANCIAL AID SERVICES
33	37	3.43	0.68	17	CAMPUS AIDS EDUCATION PROGRAM
34	88	3.43	1.11	8	MY SENSE OF BELONGING ON THIS CAMPUS
35	70	3.43	1.02	27	CAREER PLANNING SERVICES
36	68	3.38	1.30	31	NEW STUDENT ORIENTATION SERVICES
37	40	3.35	0.99	13	RESIDENCE HALL SERVICES AND PROGRAMS
38	69	3.12	1.15	28	PRACTICAL WORK EXPERIENCES OFFERED IN AREAS RELATED TO MY MAJOR
39	67	3.04	1.25	29	JOB PLACEMENT SERVICES(E.G., OPPORTUNITIES TO LINK WITH EMPLOYERS)

SUMMARY FOR SECTION III: SATISFACTION WITH GIVEN ASPECTS OF THIS COLLEGE

SATISFACTION PERCENTAGES AND FREQUENCIES

TOTAL SCANNED = 94

PAGE 1 OF 3

ITEM NO.	ITEM TEXT		VERY SATISFIED	SATISFIED	NEUTRAL	DIS-SATISFIED	VERY DIS-SATISFIED	NOT APPLICABLE	BLANK
1	FACULTY RESPECT FOR STUDENTS	N	30	38	16	6	1	0	3
		%	31.9	40.4	17.0	6.4	1.1	0.0	3.2
2	QUALITY OF INSTRUCTION	N	22	40	21	6	2	0	3
		%	23.4	42.6	22.3	6.4	2.1	0.0	3.2
3	AVAILABILITY OF FACULTY FOR OFFICE APPOINTMENTS	N	17	37	20	10	7	0	3
		%	18.1	39.4	21.3	10.6	7.4	0.0	3.2
4	CONCERN FOR ME AS AN INDIVIDUAL	N	21	35	19	10	6	0	3
		%	22.3	37.2	20.2	10.6	6.4	0.0	3.2
5	INFORMAL CONTACT WITH FACULTY IN NON-ACADEMIC SETTINGS	N	16	26	32	4	1	11	4
		%	17.0	27.7	34.0	4.3	1.1	11.7	4.3
6	QUALITY OF MY PROGRAM OF STUDY	N	28	37	19	3	4	0	3
		%	29.8	39.4	20.2	3.2	4.3	0.0	3.2
7	QUALITY OF ACADEMIC ADVISING	N	23	29	17	11	11	0	3
		%	24.5	30.9	18.1	11.7	11.7	0.0	3.2
8	MY SENSE OF BELONGING ON THIS CAMPUS	N	15	29	30	7	7	3	3
		%	16.0	30.9	31.9	7.4	7.4	3.2	3.2
9	CLASS SIZE	N	35	39	12	2	0	3	3
		%	37.2	41.5	12.8	2.1	0.0	3.2	3.2
10	FLEXIBLE DEGREE REQUIREMENTS	N	22	34	23	6	3	3	3
		%	23.4	36.2	24.5	6.4	3.2	3.2	3.2
11	SERVICES FOR VICTIMS OF CRIME AND HARASSMENT	N	7	15	22	0	1	45	4
		%	7.4	16.0	23.4	0.0	1.1	47.9	4.3
12	STUDENT MENTAL HEALTH SERVICES	N	11	15	19	0	0	46	3
		%	11.7	16.0	20.2	0.0	0.0	48.9	3.2
13	RESIDENCE HALL SERVICES AND PROGRAMS	N	4	14	17	2	3	51	3
		%	4.3	14.9	18.1	2.1	3.2	54.3	3.2

SUMMARY FOR SECTION III: SATISFACTION WITH GIVEN ASPECTS OF THIS COLLEGE

SATISFACTION PERCENTAGES AND FREQUENCIES

TOTAL SCANNED = 94

PAGE 2 OF 3

ITEM NO.	ITEM TEXT		VERY SATISFIED	SATISFIED	NEUTRAL	DIS-SATISFIED	VERY DIS-SATISFIED	NOT APPLICABLE	BLANK
14	VETERANS SERVICES	N	8	9	19	1	0	53	4
		%	8.5	9.6	20.2	1.1	0.0	56.4	4.3
15	LANGUAGE DEVELOPMENT SERVICES FOR STUDENTS WHOSE FIRST LANGUAGE IS NOT ENGLISH	N	2	12	18	0	0	58	4
		%	2.1	12.8	19.1	0.0	0.0	61.7	4.3
16	STUDENT HEALTH/WELLNESS SERVICES	N	10	22	14	4	1	40	3
		%	10.6	23.4	14.9	4.3	1.1	42.6	3.2
17	CAMPUS AIDS EDUCATION PROGRAM	N	3	11	22	1	0	54	3
		%	3.2	11.7	23.4	1.1	0.0	57.4	3.2
18	FREEDOM FROM HARASSMENT ON CAMPUS	N	17	30	15	1	0	29	2
		%	18.1	31.9	16.0	1.1	0.0	30.9	2.1
19	PERSONAL SECURITY/SAFETY ON CAMPUS	N	19	36	19	2	2	14	2
		%	20.2	38.3	20.2	2.1	2.1	14.9	2.1
20	COLLEGE RESPONSE TO NONTRADITIONAL STUDENTS (E.G., OLDER, PART-TIME)	N	22	28	12	9	2	19	2
		%	23.4	29.8	12.8	9.6	2.1	20.2	2.1
21	RULES GOVERNING STUDENT CONDUCT	N	21	36	21	3	2	8	3
		%	22.3	38.3	22.3	3.2	2.1	8.5	3.2
22	COLLEGE RESPONSE TO STUDENTS WITH SPECIAL NEEDS (E.G., DISABLED, HANDICAPPED)	N	12	24	15	2	1	36	4
		%	12.8	25.5	16.0	2.1	1.1	38.3	4.3
23	CAMPUS ATMOSPHERE OF ETHNIC, POLITICAL, AND RELIGIOUS UNDERSTANDING	N	19	32	22	6	2	9	4
		%	20.2	34.0	23.4	6.4	2.1	9.6	4.3
24	COLLEGE SOCIAL ACTIVITIES	N	11	29	24	6	3	17	4
		%	11.7	30.9	25.5	6.4	3.2	18.1	4.3
25	OPPORTUNITIES FOR INVOLVEMENT IN CAMPUS ACTIVITIES	N	16	33	25	8	2	7	3
		%	17.0	35.1	26.6	8.5	2.1	7.4	3.2
26	RECREATIONAL AND INTRAMURAL PROGRAMS	N	12	19	23	4	2	31	3
		%	12.8	20.2	24.5	4.3	2.1	33.0	3.2

SUMMARY FOR SECTION III: SATISFACTION WITH GIVEN ASPECTS OF THIS COLLEGE

SATISFACTION PERCENTAGES AND FREQUENCIES

TOTAL SCANNED = 94

PAGE 3 OF 3

ITEM NO.	ITEM TEXT		VERY SATISFIED	SATISFIED	NEUTRAL	DIS-SATISFIED	VERY DIS-SATISFIED	NOT APPLICABLE	BLANK
27	CAREER PLANNING SERVICES	N	11	22	26	8	3	21	3
		%	11.7	23.4	27.7	8.5	3.2	22.3	3.2
28	PRACTICAL WORK EXPERIENCES OFFERED IN AREAS RELATED TO MY MAJOR	N	7	20	25	8	9	22	3
		%	7.4	21.3	26.6	8.5	9.6	23.4	3.2
29	JOB PLACEMENT SERVICES (E.G., OPPORTUNITIES TO LINK WITH EMPLOYERS)	N	9	16	22	9	11	24	3
		%	9.6	17.0	23.4	9.6	11.7	25.5	3.2
30	PERSONAL COUNSELING SERVICES (E.G., RESOLVING PERSONAL PROBLEMS)	N	9	14	24	2	2	41	2
		%	9.6	14.9	25.5	2.1	2.1	43.6	2.1
31	NEW STUDENT ORIENTATION SERVICES	N	15	20	19	4	10	22	4
		%	16.0	21.3	20.2	4.3	10.6	23.4	4.3
32	FINANCIAL AID SERVICES	N	17	33	12	11	10	8	3
		%	18.1	35.1	12.8	11.7	10.6	8.5	3.2
33	NEW STUDENT PLACEMENT IN READING/WRITING, MATH COURSES	N	14	25	22	2	2	26	3
		%	14.9	26.6	23.4	2.1	2.1	27.7	3.2
34	STUDENT ACCESS TO COMPUTER FACILITIES AND SERVICES	N	26	42	17	2	0	4	3
		%	27.7	44.7	18.1	2.1	0.0	4.3	3.2
35	DEVELOPMENTAL, REMEDIAL, AND TUTORIAL SERVICES, INCLUDING WRITING LABS, MATH LABS	N	17	24	19	6	0	25	3
		%	18.1	25.5	20.2	6.4	0.0	26.6	3.2
36	LIBRARY/LEARNING RESOURCES CENTER SERVICES	N	27	42	14	1	3	5	2
		%	28.7	44.7	14.9	1.1	3.2	5.3	2.1
37	TRANSFER OF COURSE CREDITS FROM OTHER COLLEGES TO THIS COLLEGE	N	10	24	21	4	5	27	3
		%	10.6	25.5	22.3	4.3	5.3	28.7	3.2
38	VARIETY OF COURSES OFFERED	N	18	32	25	10	5	1	3
		%	19.1	34.0	26.6	10.6	5.3	1.1	3.2
39	THIS COLLEGE IN GENERAL	N	30	39	14	3	5	0	3
		%	31.9	41.5	14.9	3.2	5.3	0.0	3.2

ACT COLLEGE OUTCOMES SURVEY (COS) SUMMARY REPORT

12/27/12

PAGE 35

ROGERS STATE UNIVERSITY

CLAREMORE, OK

CODE 3420

SUMMARY FOR SECTION IV: YOUR EXPERIENCES AT THIS COLLEGE

ITEM A: COLLEGE CONTRIBUTION TO GROWTH AND PREPARATION - CONTRIBUTION AVERAGES RANK ORDERED

*** RANKED BY CONTRIBUTION ***

(5=VERY GREAT, 4=GREAT, 3=MODERATE, 2=LITTLE, 1=NONE)

RANK	# FOR AVERAGE	GROWTH/PREP AVERAGE*	SD	ITEM NO.	ITEM TEXT
1	91	4.07	0.92	1	INTELLECTUAL GROWTH (ACQUIRING KNOWLEDGE, SKILLS, IDEAS, CONCEPTS, ANALYTICAL THINKING)
2	91	3.86	1.07	4	PREPARATION FOR FURTHER STUDY
3	91	3.82	1.06	2	PERSONAL GROWTH (DEVELOPING SELF-UNDERSTANDING, SELF-DISCIPLINE, AND MATURE ATTITUDES, VALUES, AND GOALS)
4	91	3.75	1.01	3	SOCIAL GROWTH (UNDERSTANDING OTHERS AND THEIR VIEWS, ADAPTING SUCCESSFULLY TO A VARIETY OF SOCIAL SITUATIONS)
5	91	3.70	1.13	5	PREPARATION FOR CAREER

ACT COLLEGE OUTCOMES SURVEY (COS) SUMMARY REPORT

12/27/12

PAGE 36

ROGERS STATE UNIVERSITY

CLAREMORE, OK

CODE 3420

SUMMARY FOR SECTION IV: YOUR EXPERIENCES AT THIS COLLEGE

ITEM A: COLLEGE CONTRIBUTION TO GROWTH AND PREPARATION - FREQUENCIES AND PERCENTAGES

TOTAL SCANNED = 94

ITEM NO.	ITEM TEXT		VERY GREAT	GREAT	MODERATE	LITTLE	NONE	BLANK
1	INTELLECTUAL GROWTH: ACQUIRING KNOWLEDGE, SKILLS, IDEAS, CONCEPTS, ANALYTICAL THINKING	N	34	35	18	2	2	3
		%	36.2	37.2	19.1	2.1	2.1	3.2
2	PERSONAL GROWTH: DEVELOPING SELF-UNDERSTANDING, SELF-DISCIPLINE, AND MATURE ATTITUDES, VALUES, AND GOALS	N	30	27	25	6	3	3
		%	31.9	28.7	26.6	6.4	3.2	3.2
3	SOCIAL GROWTH: UNDERSTANDING OTHERS AND THEIR VIEWS, ADAPTING SUCCESSFULLY TO A VARIETY OF SOCIAL SITUATIONS	N	23	34	25	6	3	3
		%	24.5	36.2	26.6	6.4	3.2	3.2
4	PREPARATION FOR FURTHER STUDY	N	28	36	18	4	5	3
		%	29.8	38.3	19.1	4.3	5.3	3.2
5	PREPARATION FOR CAREER	N	24	34	22	4	7	3
		%	25.5	36.2	23.4	4.3	7.4	3.2

ACT COLLEGE OUTCOMES SURVEY (COS) SUMMARY REPORT

12/27/12

PAGE 37

ROGERS STATE UNIVERSITY

CLAREMORE, OK

CODE 3420

SUMMARY FOR SECTION IV: YOUR EXPERIENCES AT THIS COLLEGE

ITEM B: CUMULATIVE GRADE POINT AVERAGE

=====

	OVERALL COLLEGE GPA			GPA FOR FEMALES			GPA FOR MALES		
	N	% W BL	% W/O BL	N	% W BL	% W/O BL	N	% W BL	% W/O BL
A- TO A (3.50-4.00)	26	27.7	28.9	20	31.2	31.7	6	20.7	22.2
B TO A- (3.00-3.49)	37	39.4	41.1	25	39.1	39.7	12	41.4	44.4
B- TO B (2.50-2.99)	20	21.3	22.2	13	20.3	20.6	7	24.1	25.9
C TO B- (2.00-2.49)	7	7.4	7.8	5	7.8	7.9	2	6.9	7.4
C- TO C (1.50-1.99)	0	0.0	0.0	0	0.0	0.0	0	0.0	0.0
D TO C- (1.00-1.49)	0	0.0	0.0	0	0.0	0.0	0	0.0	0.0
BELOW D (0.00-0.99)	0	0.0	0.0	0	0.0	0.0	0	0.0	0.0
DOES NOT APPLY	0	0.0	0.0	0	0.0	0.0	0	0.0	0.0
BLANK	4	4.3	N/A	1	1.6	N/A	2	6.9	N/A
TOTAL	94	100.0	100.0	64	100.0	100.0	29	100.0	100.0